Thermus thermophilus HB8 expression plasmid

Gene Engineering Division
RIKEN BioResource Center

RIKEN_Clone_ID : TEx02C07 (PC011719-41)

Lot# : 6078_A8Ao

Vector : pET-11a

Locus tag	TTHA1719
Insert size	282 bp
Product	copper homeostasis operon regulatory protein

● Plasmid DNA purification

Date : 180124

Culture : LB (100 ug/ml Ampicillin) 10 ml -> 37°C O/N

Date : 180125

Purification : QIAGEN Miniprep kit -> dH_2O 50 ul

● Digestion by restriction enzyme/Concentrarion calibration

Date : 180125

DNA concentration (O.D.): 96 ng/ul

DNA	1 ul
Enzyme (BglII + EcoRI)	0.5 + 0.5 ul
Buffer H	1 ul
dH_2O	7 ul
Total	10 ul

< Size of fragment expected from this clone >

BglII	5.9 kb
EcoRI	5.9 kb
BglII + EcoRI	5.2, 0.7 kb

Erectrophoresis : 1% agarose gel, 1x TAE Buffer

Marker : 2-Log DNA Ladder

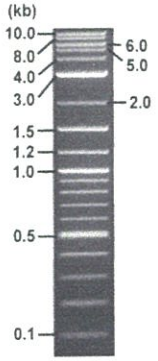

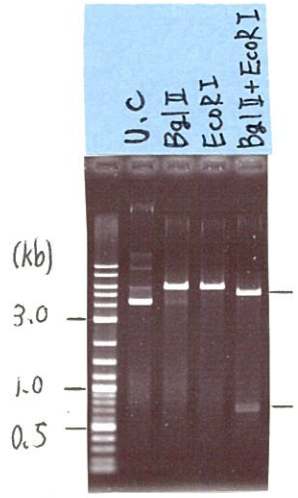

● Adjust plasmid DNA solution to 25 ng/ul

Date : 180131

DNA (96 ng/ul)	30.0 ul
10x TE	11.5 ul
dH_2O	73.7 ul
Total	115.2 ul

● Shipping

☑ Conc. : 25 ng/μl, Volume : 40 μl

☐ ~~Conc. : ng/μl, Volume : μl~~

APPROVED BY :

確認 18.1.29

Applied Biosystems

S/N G:27 A:35 T:30 C:49
KB.bcp
KB 1.4.1.8 Cap:2

Primer A : T7 long
5' CGCCAAGCTCTAATACGACTCACTATAGGG 3'

TEx02C07_A8Ao_T7long_A02_02_ABI24
TEx02C07_A8Ao_T7long
KB_3500_POP7_BDTv3.mob
Pts 1816 to 8706 Pk1 Loc:1784
Version 6.0 HiSQV Bases: 705

Inst Model/Name 3500/3500 Instrument
Jan 29,2018 10:06AM, JST
Jan 29,2018 10:22AM, JST
Spacing:10.39 Pts/Panel1350
Plate Name: 20180129_GNP

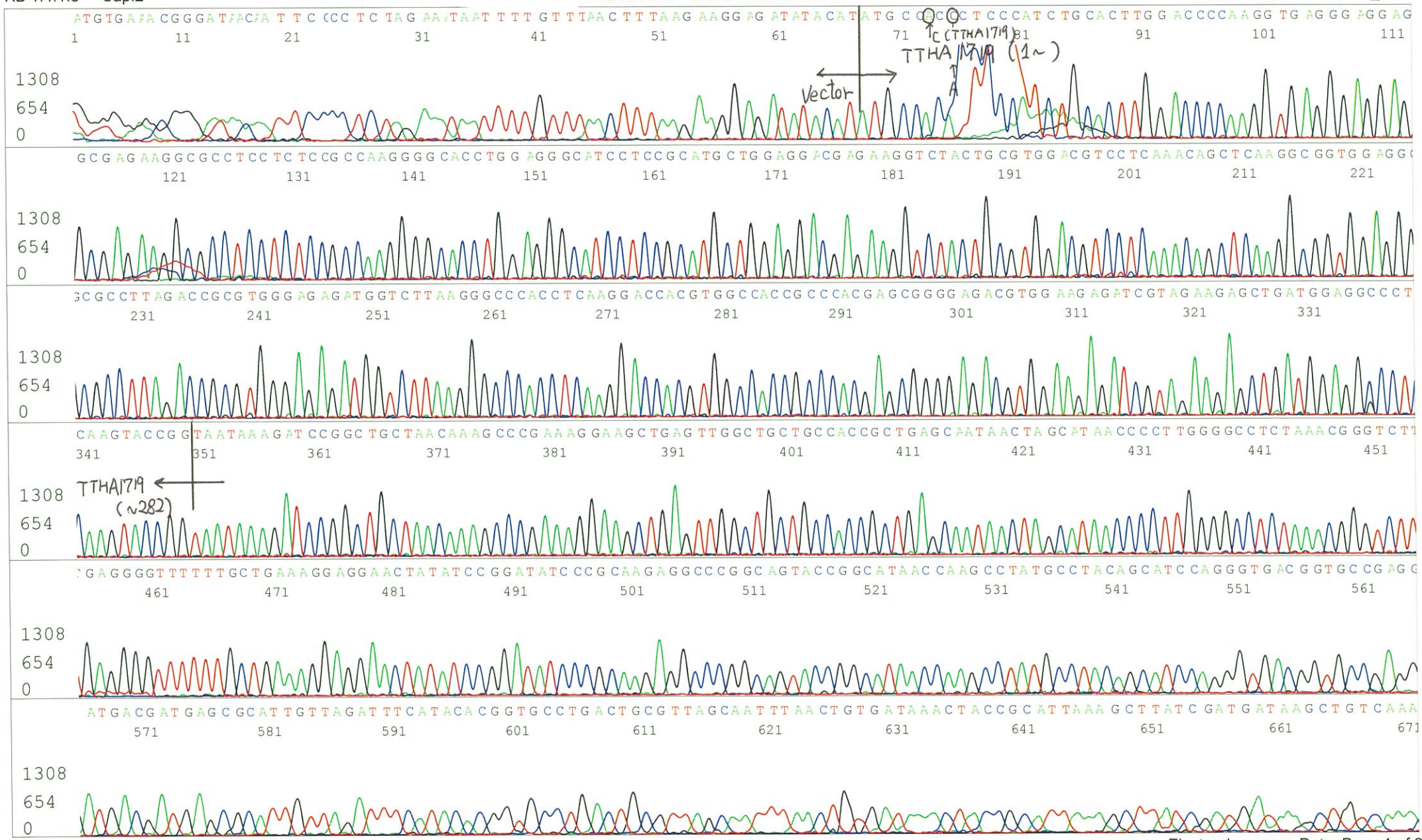

Applied Biosystems

S/N G:63 A:76 T:103 C:191
KB.bcp
KB 1.4.1.8 Cap:5

Primer B : T7 terminator

5' GCTAGTTATTGCTCAGCGG 3'

TEx02C07_A8Ao_T7Terminater_B02_05_ABI24
TEx02C07_A8Ao_T7Terminater
KB_3500_POP7_BDTv3.mob
Pts 1848 to 8706 Pk1 Loc:1816
Version 6.0 HiSQV Bases: 587

Inst Model/Name 3500/3500 Instrument
Jan 29,2018 10:06AM, JST
Jan 29,2018 10:22AM, JST
Spacing:10.34 Pts/Panel1350
Plate Name: 20180129_GNP

