RIKEN_Clone_ID : SpYFH40A07

Vector : pDual-YFH1c

Systematic Name	SPBC1A4.01
ORF length	699 bp

● Plasmid DNA purification

Date : 120712 Culture : LB (100 ug/ml Ampicillin) 5 ml -> 37°C O/N

Date : 120713 Purification : QIAGEN Miniprep kit -> dH_2O 100 ul

● Digestion by restriction enzyme/Concentrarion calibration

Date : 120713

DNA concentration (O.D.): 238 ng/ul

DNA	0.2 ul
Enzyme (SalI + BglII)	0.5 + 0.5 ul
Buffer H	1 ul
dH_2O	7.8 ul
Total	10 ul

Erectrophoresis : 0.8% agarose gel, 1x TAE Buffer

Marker : 2-Log DNA Ladder (NEB#N3200L)

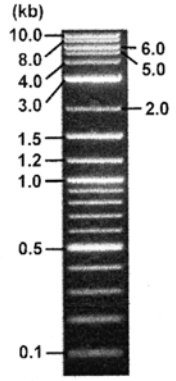

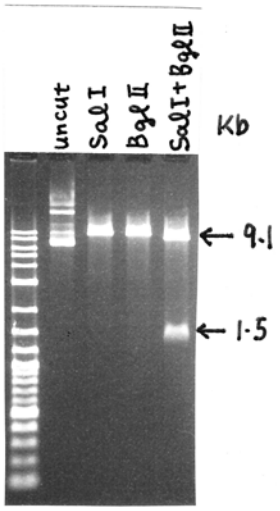

<Expected digestion pattern from SpYFH40A07 >

9117, 1549 bp

● Adjust plasmid DNA solution to 25 ng/ul ~preparation for shipping~

Date : 120725 Shipped : 25 ng/ul, 40 ul

DNA (238 ng/ul)	85.0	ul
10x TE	80.9	ul
dH_2O	643.3	ul
Total	809.2	ul

Applied Biosystems

S/N G:41 A:50 T:111 C:86
KB.bcp
KB 1.4.1.8 Cap:21

6107_SpYFH40A07_nmt1Fw_G12_21
6107_SpYFH40A07_nmt1Fw
KB_3500_POP7_BDTv3.mob
Pts 1304 to 12970 Pk1 Loc:1281
Version 5.4 HiSQV Bases: 950

Inst Model/Name 3500/3500 Instrument
Jul 24,2002 04:15PM, JST
Jul 24,2002 04:47PM, JST
Spacing:11.47 Pts/Panel1350
Plate Name: 20120724_DNAbank_GNP

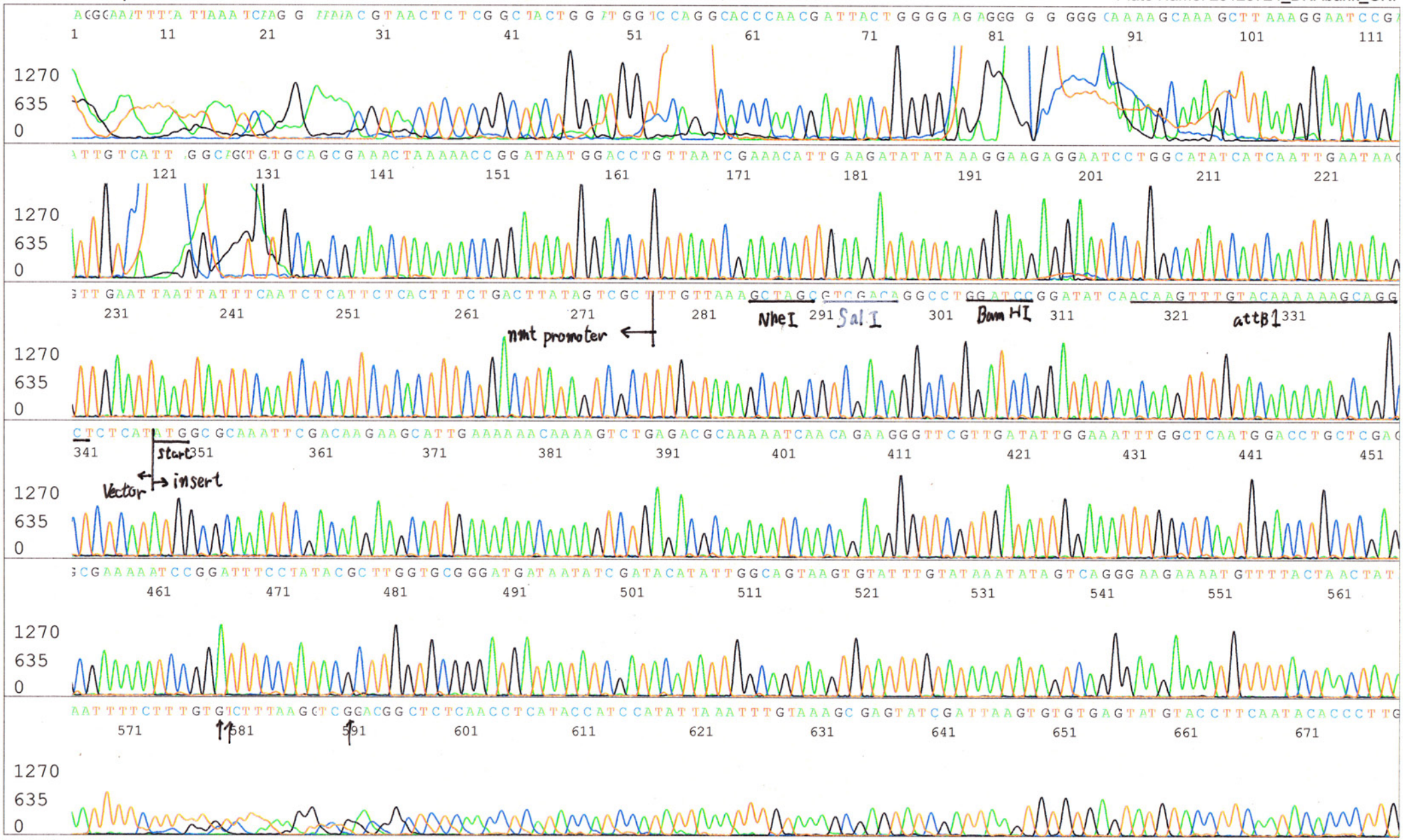

Applied Biosystems

S/N G:954 A:1083 T:1376 C:1063
KB.bcp
KB 1.4.1.8 Cap:23

6107_SpYFH40A07_YFP_R_H11_23
6107_SpYFH40A07_YFP_R
KB_3500_POP7_BDTv3.mob
Pts 1295 to 13420 Pk1 Loc:1272
Version 5.4 HiSQV Bases: 1016

Inst Model/Name 3500/3500 Instrument
Jul 17,2002 09:16AM, JST
Jul 17,2002 09:41AM, JST
Spacing:11.91 Pts/Panel1350
Plate Name: 20120717_GNP

