Gene Engineering Division
RIKEN BioResource Center

RIKEN_Clone_ID : SpYFH37F06

Vector : pDual-YFH1c

Systematic Name	SPBC18H10.02
ORF length	2157 bp

● Plasmid DNA purification

Date : 121206

Culture : LB (100 ug/ml Ampicillin) 5 ml -> 37℃ O/N

Date : 121207

Purification : QIAGEN Miniprep kit -> dH_2O 100 ul

● Digestion by restriction enzyme/Concentrarion calibration

Date : 121207

DNA concentration (O.D.): 261 ng/ul

DNA	0.2 ul
Enzyme (SalI + BglII)	0.5 + 0.5 ul
Buffer H	1 ul
dH_2O	7.8 ul
Total	10 ul

Erectrophoresis : 0.8% agarose gel, 1x TAE Buffer

Marker : 2-Log DNA Ladder (NEB#N3200L)

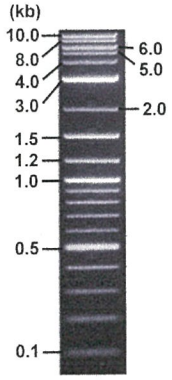

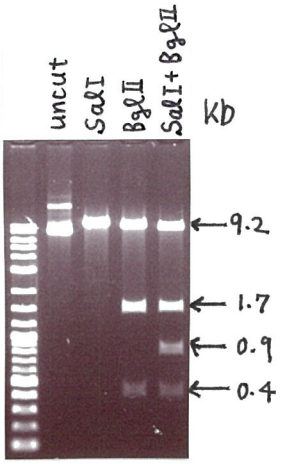

<Expected digestion pattern from SpYFH37F06 >

9117, 895, 467, 1645 bp

● Adjust plasmid DNA solution to 25 ng/ul ～preparation for shipping～

Date : 121212

Shipping amount : 40 ul
Concentration at the time of preparation of plasmid DNA : 25 ng/ul

DNA (261 ng/ul)	85.0	ul
10x TE	88.7	ul
dH_2O	713.7	ul
Total	887.4	ul

APPROVED BY :

確認 12.12.12 笹沼

Applied Biosystems

S/N G:18 A:14 T:14 C:11
KB.bcp
KB 1.4.1.8 Cap:3

Primer A : nmt1-F
5' GCTGTAAAACACCACGAGAC 3'

6107_SpYFH37F06_nmt1Fw_A06_03
6107_SpYFH37F06_nmt1Fw
KB_3500_POP7_BDTv3.mob
Pts 1285 to 13402 Pk1 Loc:1262
Version 5.4 HiSQV Bases: 1012

Inst Model/Name 3500/3500 Instrument
Dec 11,2012 12:38PM, JST
Dec 11,2012 01:05PM, JST
Spacing:11.96 Pts/Panel1350
Plate Name: 20121211_mix

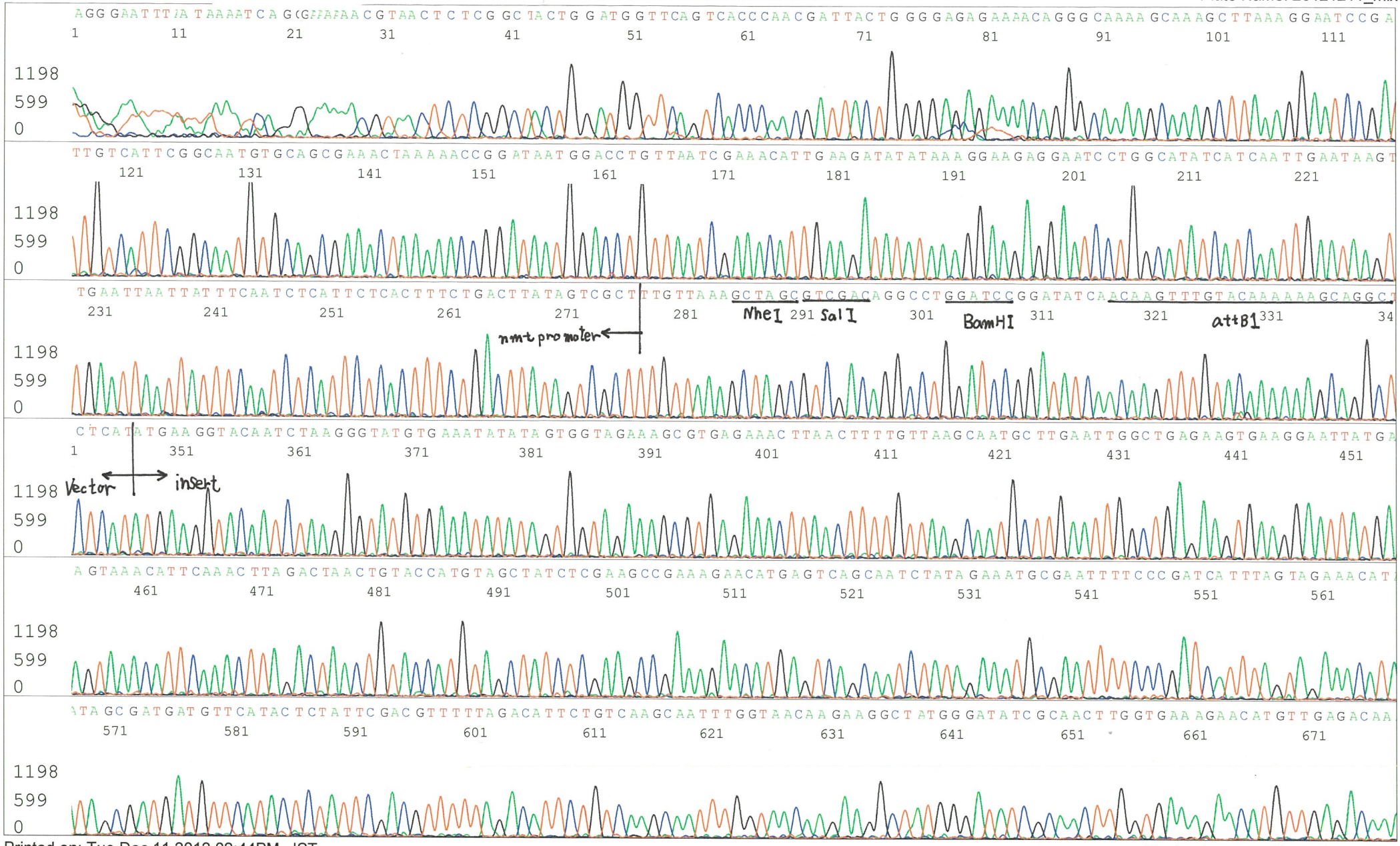

Applied Biosystems

S/N G:21 A:18 T:15 C:16
KB.bcp
KB 1.4.1.8 Cap:6

Primer B : YFP-R

5' GAACTTCAGGGTCAGCTTGC 3'

6107_SpYFH37F06_YFP_R_B06_06
6107_SpYFH37F06_YFP_R
KB_3500_POP7_BDTv3.mob
Pts 1283 to 13293 Pk1 Loc:1260
Version 5.4 HiSQV Bases: 1004

Inst Model/Name 3500/3500 Instrument
Dec 11,2012 12:38PM, JST
Dec 11,2012 01:05PM, JST
Spacing:11.79 Pts/Panel1350
Plate Name: 20121211_mix

