S.pombe ORFeome YFP-FLAG-His tag expression clone

Gene Engineering Division
RIKEN BioResource Research Center

RIKEN Clone ID : SpYFH33B07

Lot # :6107_A8J5

Vector : pDual-YFH1c

Systematic Name	SPBC2G2.01c
ORF length	1545 bp

● Plasmid DNA purification

Date : 181009 Culture : LB (100 ug/ml Ampicillin) 5 ml -> 37°C O/N

Date : 181010 Purification : QIAGEN Miniprep kit -> dH_2O 100 ul

● Digestion by restriction enzyme/Concentrarion calibration

Date : 181010

DNA concentration (O.D.): 95 ng/ul

DNA	1 ul
Enzyme (SalI + BglII)	0.5 + 0.5 ul
Buffer H	1 ul
dH_2O	7 ul
Total	10 ul

< Size of fragment expected from this clone >

SalI		11.5 kb
BglII		11.5 kb
SalI + BglII	9.1,	2.4 kb

Erectrophoresis : 1% agarose gel, 1x TAE Buffer

Marker : 2-Log DNA Ladder (NEB#N3200L)

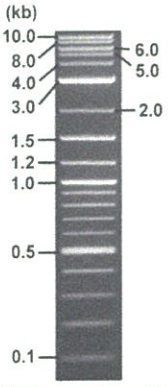

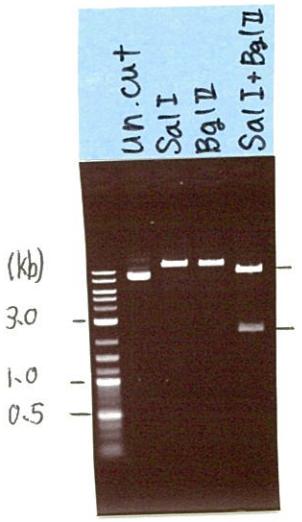

● Adjust plasmid DNA solution to 25 ng/ul

Date : 181016

DNA (95 ng/ul)	82.0 ul
10x TE	31.1 ul
dH_2O	198.5 ul
Total	311.6 ul

● Shipping

☑ Conc. : 25 ng/μl, Volume : 40 μl

☐ ~~Conc. : ng/μl, Volume : μl~~

APPROVED BY :

確認 18.10.15 笹沼

Applied Biosystems

S/N G:59 A:91 T:80 C:90
KB.bcp
KB 1.4.1.8 Cap:15

Primer A : nmt1-F
5' GCTGTAAAACACCACGAGAC 3'

SpYFH33B07_A8J5_nmt_1Fw_E03_15_ABI24
SpYFH33B07_A8J5_nmt_1Fw
KB_3500_POP7_BDTv3.mob
Pts 1809 to 8706 Pk1 Loc:1777
Version 6.0 HiSQV Bases: 557

Gray line indicates quality value (QV) < 40.

Inst Model/Name 3500/3500 Instrument
Oct 11,2018 10:37AM, JST
Oct 11,2018 10:57AM, JST
Spacing:12.68 Pts/Panel1350
Plate Name: 20181011_GNP

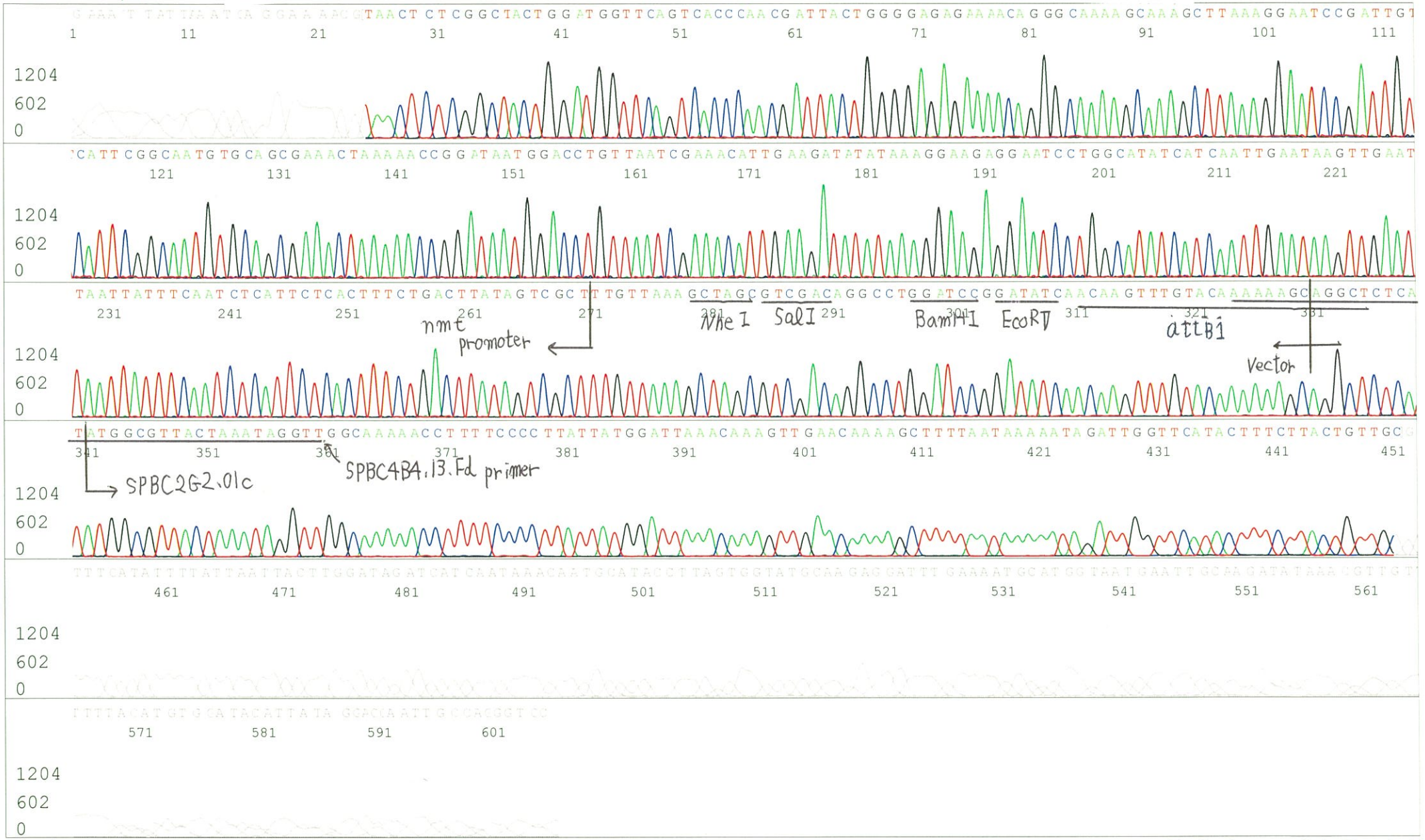

Applied Biosystems

S/N G:143 A:240 T:251 C:358
KB.bcp
KB 1.4.1.8 Cap:18

Primer B : YFP-R
5' GAACTTCAGGGTCAGCTTGC 3'

SpYFH33B07_A8J5_YFR_R_F03_18_ABI24
SpYFH33B07_A8J5_YFR_R
KB_3500_POP7_BDTv3.mob
Pts 1718 to 8706 Pk1 Loc:1686
Version 6.0 HiSQV Bases: 717

Gray line indicates quality value (QV) < 40.

Inst Model/Name 3500/3500 Instrument
Oct 11,2018 10:37AM, JST
Oct 11,2018 10:57AM, JST
Spacing:11.1 Pts/Panel1350
Plate Name: 20181011_GNP

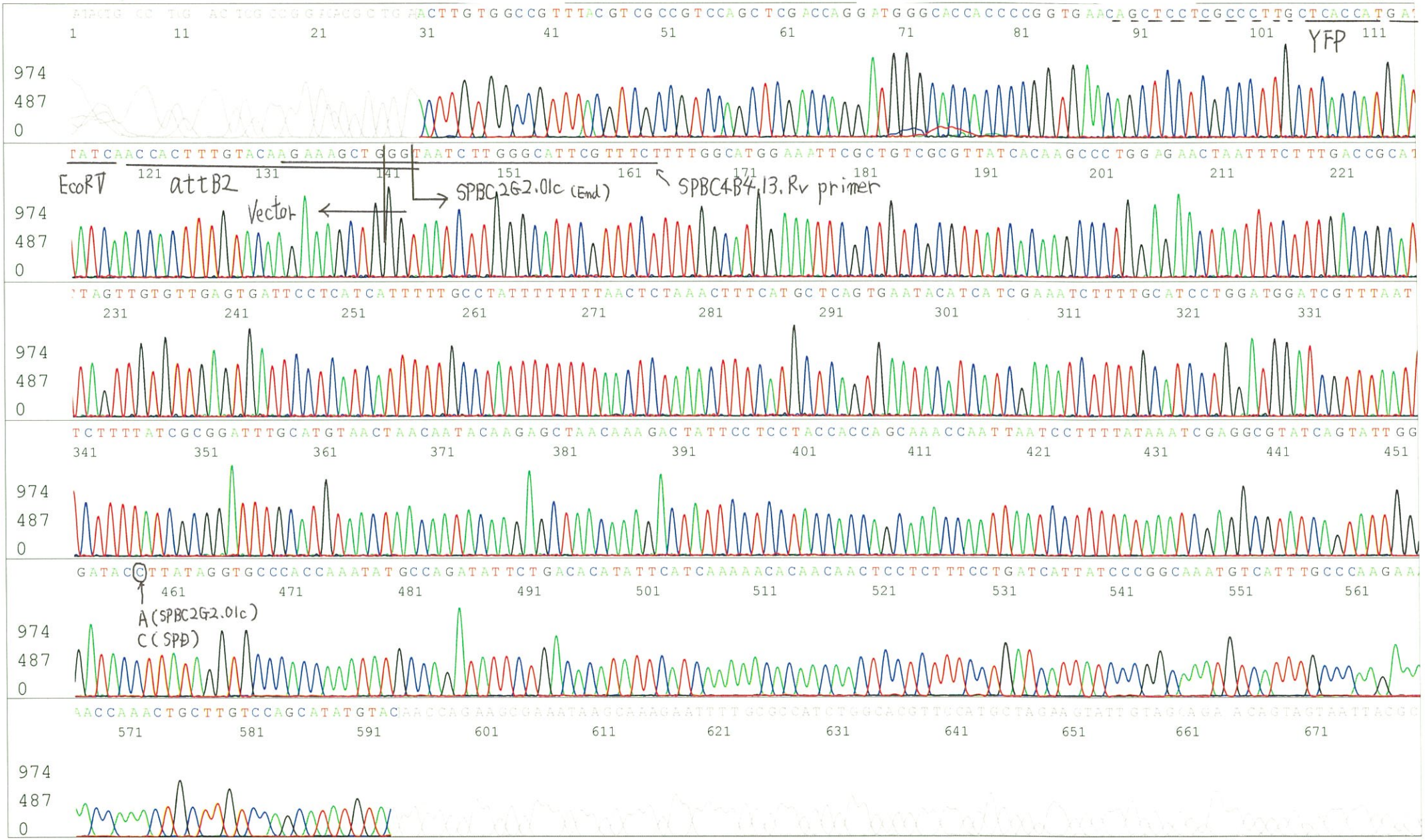

※ SPD = Depositer-supplied data