Gene Engineering Division
RIKEN BioResource Research Center

RIKEN DNA BANK

Resource name : CSII-CMV-AFF4T254S-IRES2-Bsd

- **Resource ID** : RDB 21100
- **Lot** : 21100C0
- **DNA Concentration** : 25 ng/μL
- **Volume** : 40 μL
- **Form** : DNA solution in TE buffer
- **Host** : DH5α
- **Culture** : LB medium + 100 μg/mL Ampicillin, 37°C
- **Electrophoresis Image(s)**

Marker 1
Supercoiled DNA Ladder
(NEB#N0472S)

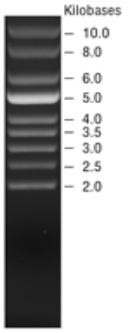

Marker 1
Lambda DNA/HindIII
Marker

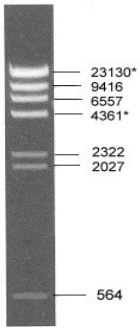

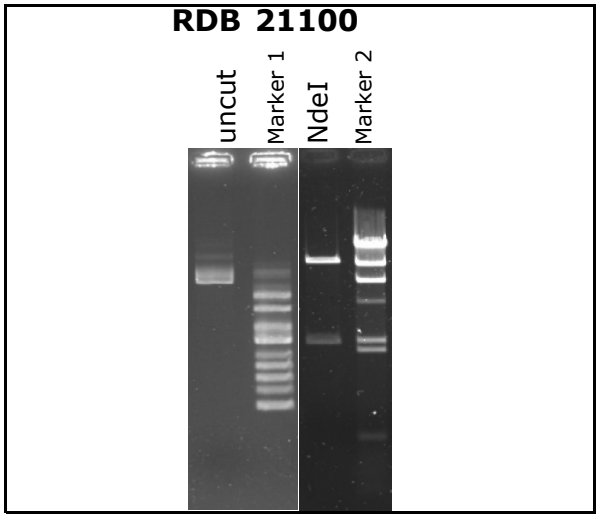

Plasmid size : **13.1** kbp

Restriction enzyme		Expected size of fragment(s)	
NdeI	:	**10.7, 2.3**	kbp
	:		kbp
	:		kbp

Electrophoresis : 100 ng DNA per lane ; 1% agarose gel , 1 x TAE Buffer

The full-length sequence of this resource has been verified by High Throughput Sequencing (HTS), and restriction enzyme analysis is therefore considered unnecessary. However, in some resources, restriction enzyme digestion images are provided solely as reference information.

GED, RIKEN BRC, Apr. 18 2026