Gene Engineering Division
RIKEN BioResource Research Center

RIKEN DNA BANK

Resource name : pCW-HA-hRb-delta-CDK-puro

- **Resource ID** : RDB 21081
- **Lot** : 21081C0
- **DNA Concentration** : 25 ng/μL
- **Volume** : 40 μL
- **Form** : DNA solution in TE buffer
- **Host** : NEB stable
- **Culture** : LB medium + 100 μg/mL Ampicillin, 30°C
- **Electrophoresis Image(s)**

Marker 1
Supercoiled DNA Ladder
(NEB#N0472S)

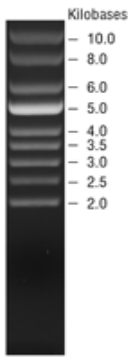

Marker 2
1 kb Plus DNA Ladder
(NEB#N3200L)

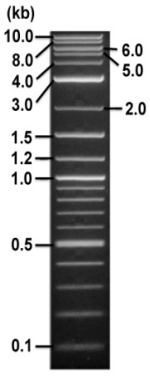

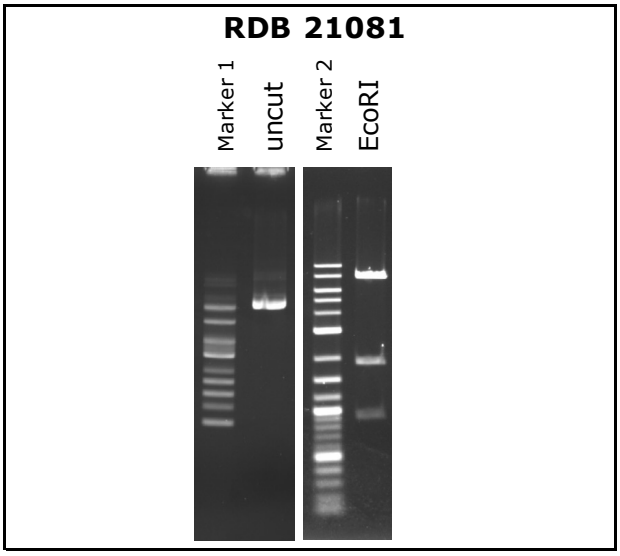

Plasmid size : **10.5** kbp

Electrophoresis : 100 ng DNA per lane ; 1% agarose gel , 1 x TAE Buffer

Restriction enzyme		Expected size of fragment	
EcoRI	:	**7.7, 1.9, 0.9**	kbp

Electrophoresis :
The full-length sequence of this resource has been verified by High Throughput Sequencing (HTS), and restriction enzyme analysis is therefore considered unnecessary. However, in some resources, restriction enzyme digestion images are provided solely as reference information.

GED, RIKEN BRC, Jan. 27 2026