

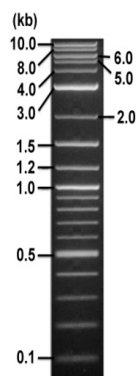


RIKEN DNA BANK

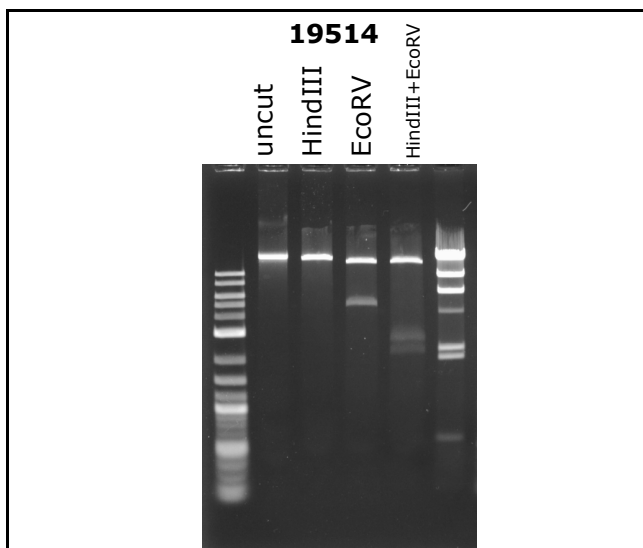
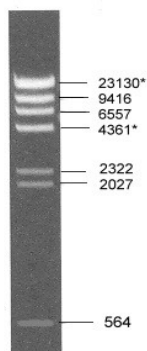
clone name : **pRK-HIEBIYZ-FhCCD2-NcALD8**

- **Clone ID** : RDB _ 19514
- **Lot** : 19514 _ B2Dr
- **DNA Concentration** : 25 ng/μL
- **Volume** : 40 μL
- **Form** : DNA solution in TE buffer
- **Host** : DH5α
- **Culture** : LB medium
- **Antibiotics** : 12.5 μg/mL Tetracycline
- **Purification** : QIAGEN QIAprep Spin Miniprep kit
- **Digestion by restriction enzyme**

1 kb Plus DNA Ladder
(NEB#N3200L),
250 ng/well



Lambda DNA/HindIII
Marker



Electrophoresis : 100 ng DNA per lane ; 1% agarose gel , 1 x TAE Buffer

Restriction enzyme	Expected size of fragment	
HindIII	19.9	kbp
EcoRV	15.0, 4.9	kbp
HindIII+EcoRV	15.0, 2.7, 2.2	kbp
		kbp