Gene Engineering Division
RIKEN BioResource Research Center

RIKEN DNA BANK

clone name : pCAG-Arl13bCerulean-Fucci2a

- **Clone ID** : RDB _ 16059
- **Lot** : 16059 _ A9K8
- **DNA Concentration** : 25 nanogram/microliter
- **Volume** : 40 microliter
- **Form** : DNA solution in TE buffer
- **Host** : DH5 alpha
- **Culture** : LB medium
- **Antibiotics** : 100 microgram/ml Ampicillin
- **Purification** : QIAGEN QIAprep Spin Miniprep kit
- **Digestion by restriction enzyme**

1 kb Plus DNA Ladder
(NEB#N3200L),
250 ng/well

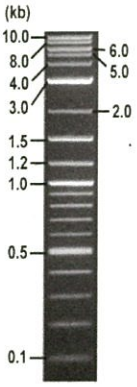

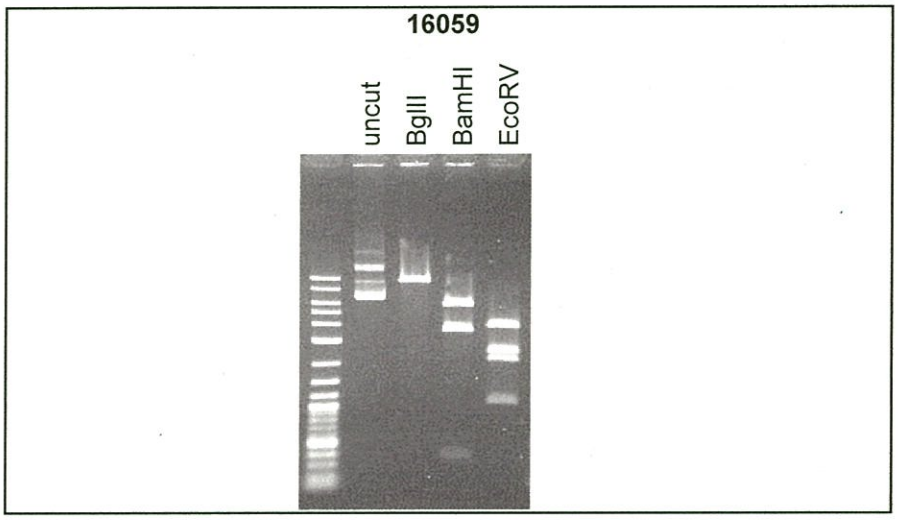

Erectrophoresis : 100 nanogram DNA per lane ; 1% agarose gel , 1 x TAE Buffer

Restriction enzyme		Expected size of fragment	
BglII	:	**9.5**	kbp
BamHI	:	**5.7, 3.5, 0.3**	kbp
EcoRV	:	**3.8, 2.4, 2.1, 1.1**	kbp
	:		kbp

- **Confirmation of the insertion sequence**

Please be sure to check our sequence analysis results before your request.

Sequence name	Primer ID	Primer name	Confirmed feature
Sequence - A	Pr0330	pCAG-F_V2	CAG pro, insert 5' (Arl13b 5')
Sequence - B	Pr0770	mCerulean-N_R	insert mid (mCerulean, Arl13b 3')
Sequence - C	Pr0606	BGH_rev2	BGH p(A), insert 3' (Gem1_1-110, mVenus)
Sequence - D	Pr0794	P2A_R2	insert mid (mCerulean)
Sequence - E	Pr0792	mCherry-C_R2	insert mid (mCherry, P2A, mCerulean)
Sequence - F	Pr0767	mCherry-M_F1	insert mid (mCherry, Cdt1_30-120, T2A, mVenus)
Sequence - G	Pr0768	Cdt1_F1	insert mid (T2A, mVenus)
Sequence - H	-	-	-

APPROVED BY :

確認
19.12.23
金藤

Applied Biosystems

S/N G:51 A:31 T:27 C:35
KB.bcp
KB 1.4.1.8 Cap:8

primer name A : pCAG-F_V2
5'- ATGGTAATCGTGCGAGAGGG -3'

D05769A4_A9K8_1_pCAG-F_V2_C05_08_ABI24
D05769A4_A9K8_1_pCAG-F_V2
KB_3500_POP7_BDTv3.mob
Pts 1384 to 13343 Pk1 Loc:1361
Version 6.0 HiSQV Bases: 918

Inst Model/Name 3500/3500 Instrument
Dec 05,2019 01:56PM, JST
Dec 05,2019 02:22PM, JST
Spacing:11.9 Pts/Panel1350
Plate Name: 20191205 kitaku

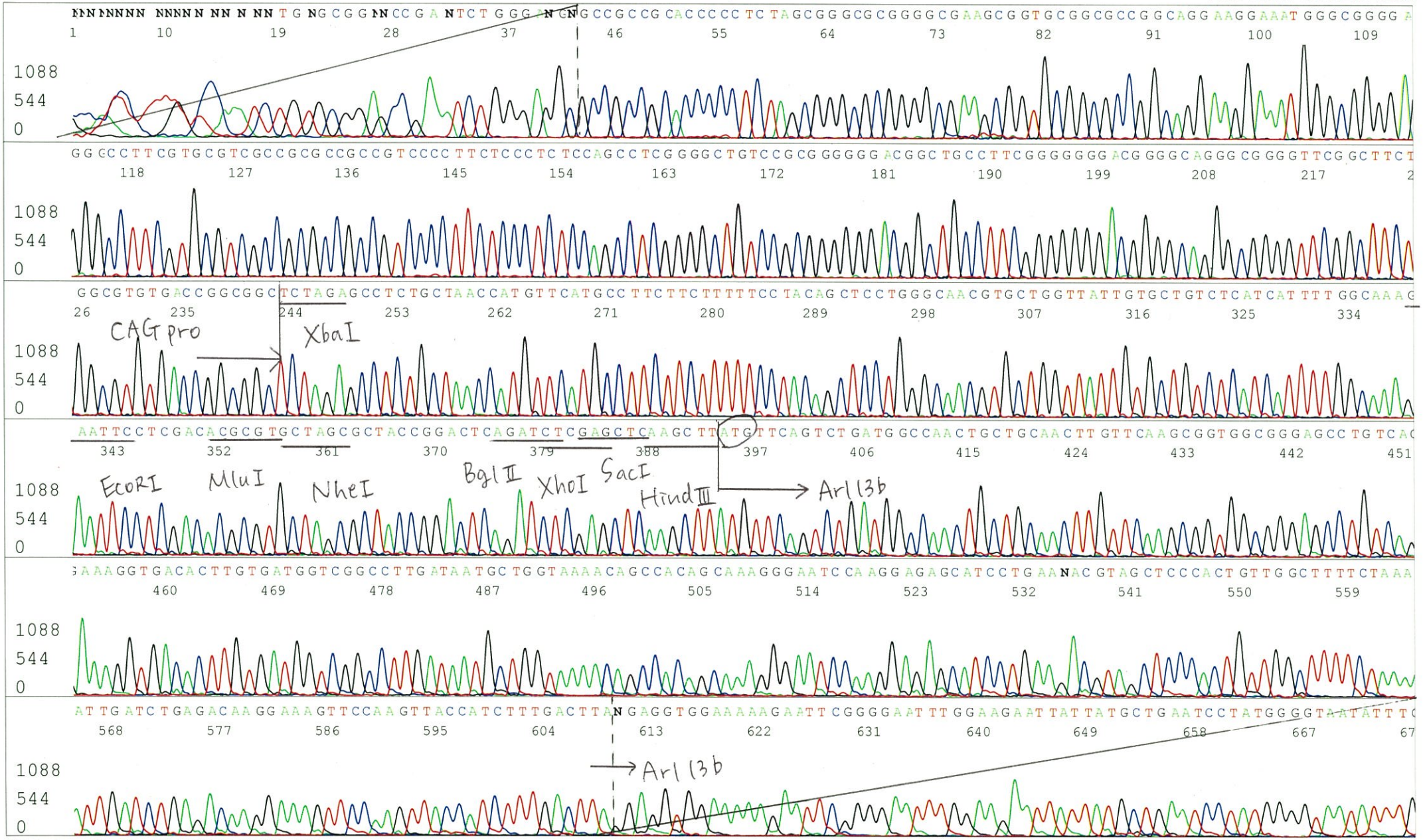

Applied Biosystems

S/N G:343 A:193 T:266 C:299
KB.bcp
KB 1.4.1.8 Cap:3

primer name : mCerulean-N_R
5'-AAGCACTGCACGCCCCAGGT-3'

D05769A4_A9K8_1_mCerulean-N_R_A06_03_ABI24
D05769A4_A9K8_1_mCerulean-N_R
KB_3500_POP7_BDTv3.mob
Pts 1553 to 12911 Pk1 Loc:1530
Version 6.0 HiSQV Bases: 847

Inst Model/Name 3500/3500 Instrument
Nov 26,2019 03:22PM, JST
Nov 26,2019 03:50PM, JST
Spacing:11.3 Pts/Panel1350
Plate Name: 20191126_mix2

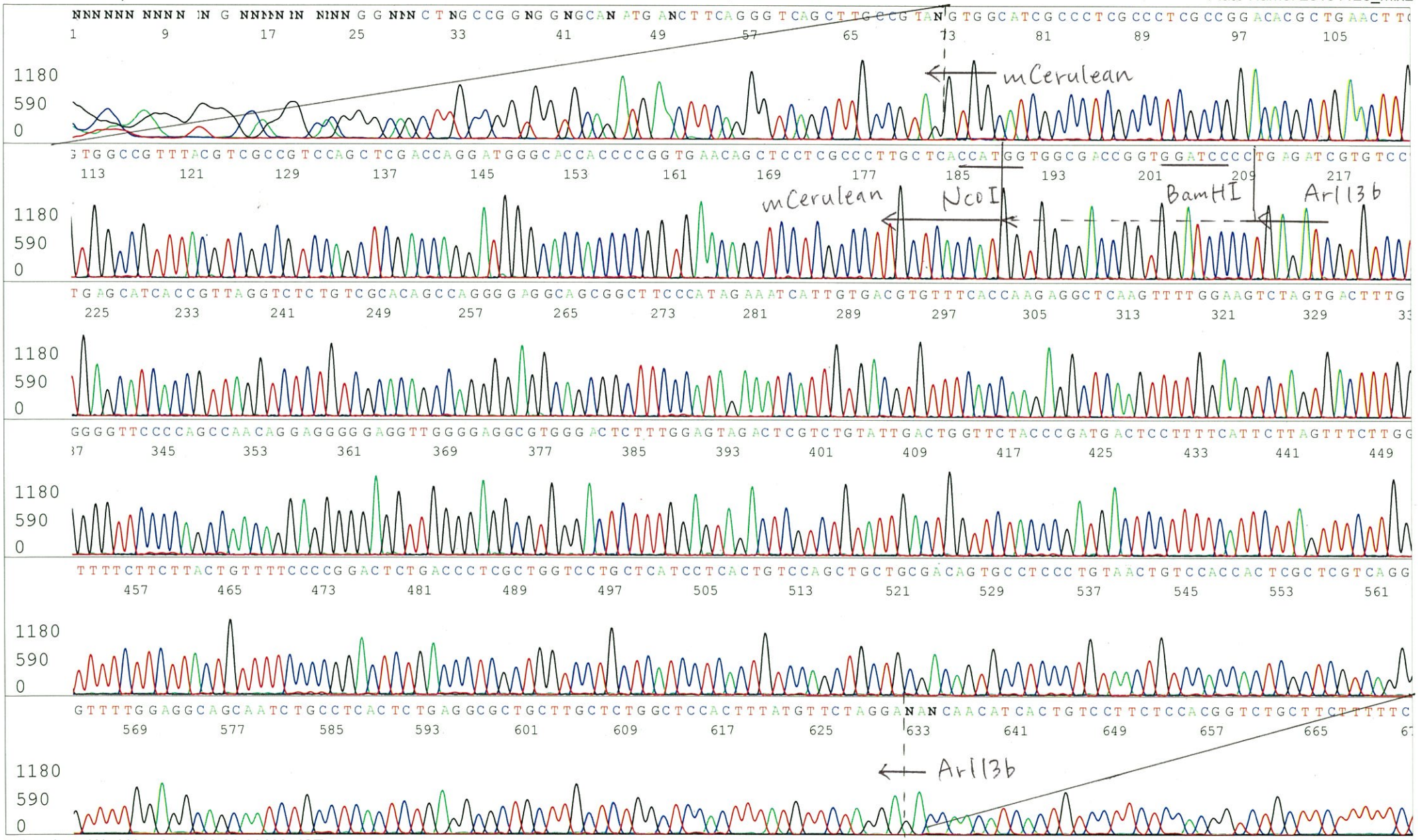

Applied Biosystems

S/N G:142 A:92 T:95 C:119
KB.bcp
KB 1.4.1.8 Cap:6

primer name C : BGH_rev2
5'- TATTAGGAAAGGACAGTGGG -3'

D05769A4_A9K8_1_BGH_rev2_B06_06_ABI24
D05769A4_A9K8_1_BGH_rev2
KB_3500_POP7_BDTv3.mob
Pts 1548 to 12679 Pk1 Loc:1525
Version 6.0 HiSQV Bases: 890

Inst Model/Name 3500/3500 Instrument
Nov 26,2019 03:22PM, JST
Nov 26,2019 03:50PM, JST
Spacing:11.2 Pts/Panel1350
Plate Name: 20191126_mix2

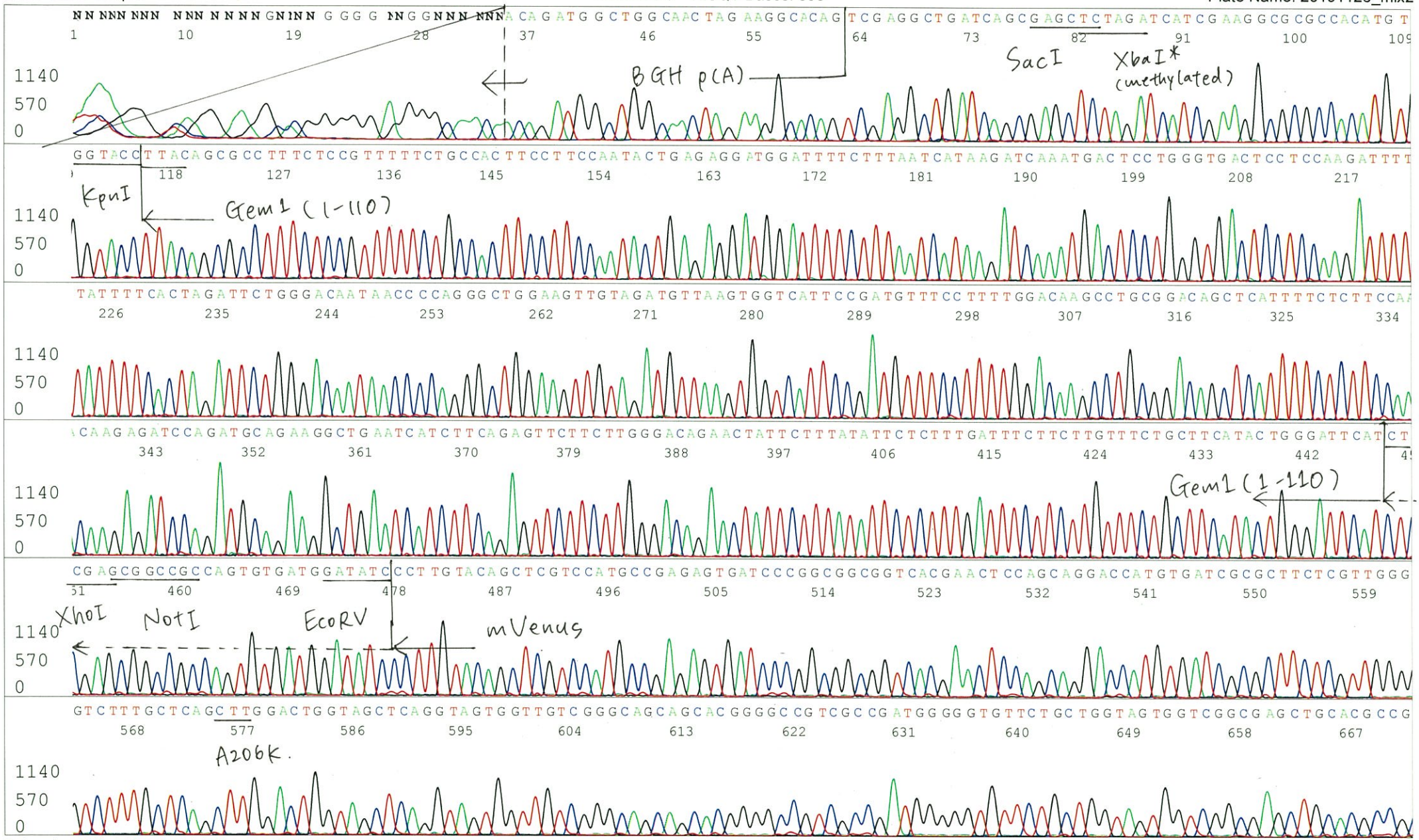

Applied Biosystems

S/N G:142 A:92 T:95 C:119
KB.bcp
KB 1.4.1.8 Cap:6

D05769A4_A9K8_1_BGH_rev2_B06_06_ABI24
D05769A4_A9K8_1_BGH_rev2
KB_3500_POP7_BDTv3.mob
Pts 1548 to 12679 Pk1 Loc:1525
Version 6.0 HiSQV Bases: 890

Inst Model/Name 3500/3500 Instrument
Nov 26,2019 03:22PM, JST
Nov 26,2019 03:50PM, JST
Spacing:11.2 Pts/Panel1350
Plate Name: 20191126_mix2

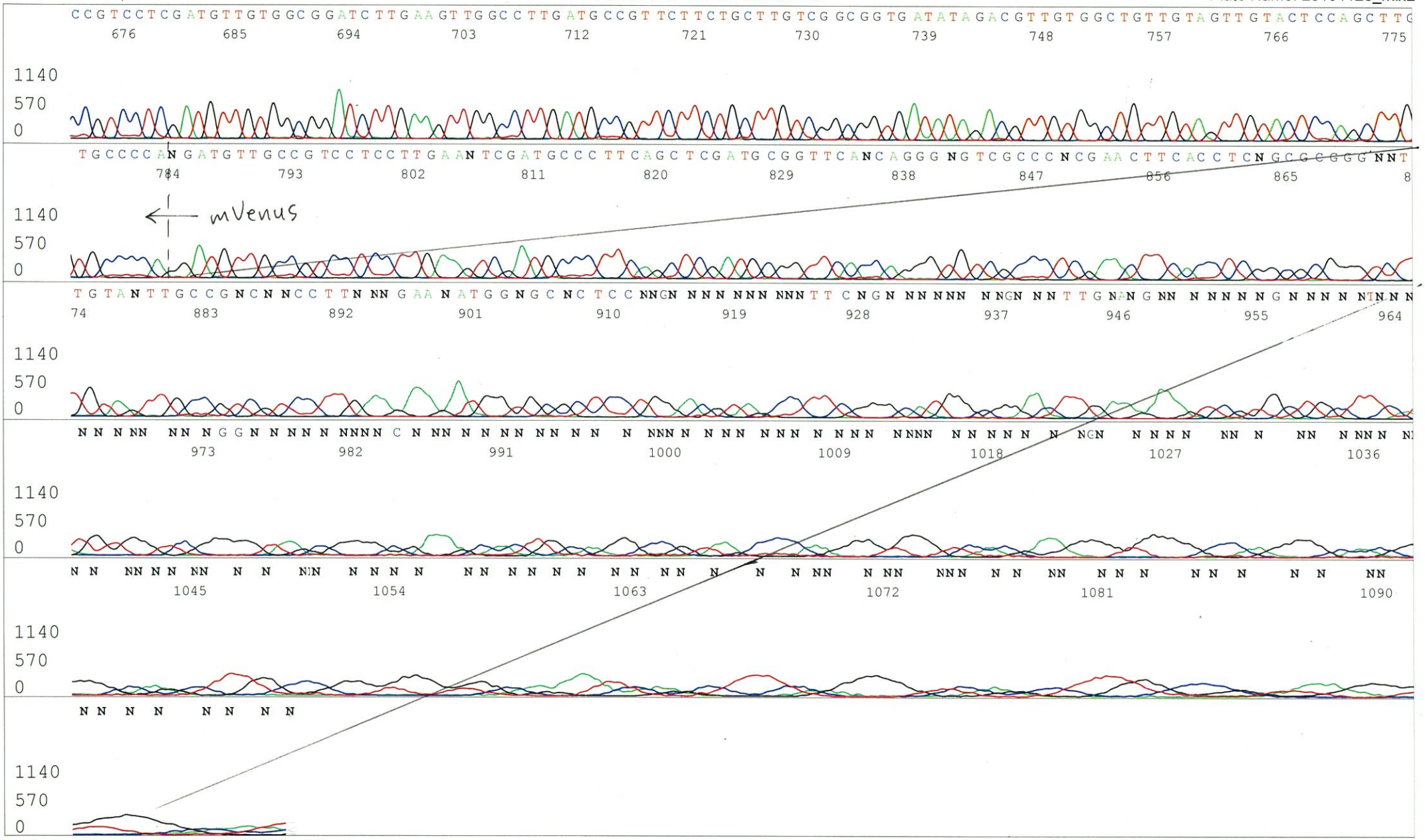

Applied Biosystems

S/N G:213 A:74 T:93 C:107
KB.bcp
KB 1.4.1.8 Cap:14

primer name : P2A_R2
5'-AGGTCCAGGGTTCTCCTCC-3'

D05769A4_A9K8_1_P2A_R2_E05_14_ABI24
D05769A4_A9K8_1_P2A_R2
KB_3500_POP7_BDTv3.mob
Pts 1384 to 13387 Pk1 Loc:1361
Version 6.0 HiSQV Bases: 955

Inst Model/Name 3500/3500 Instrument
Dec 05,2019 01:56PM, JST
Dec 05,2019 02:22PM, JST
Spacing:11.9 Pts/Panel1350
Plate Name: 20191205 kitaku

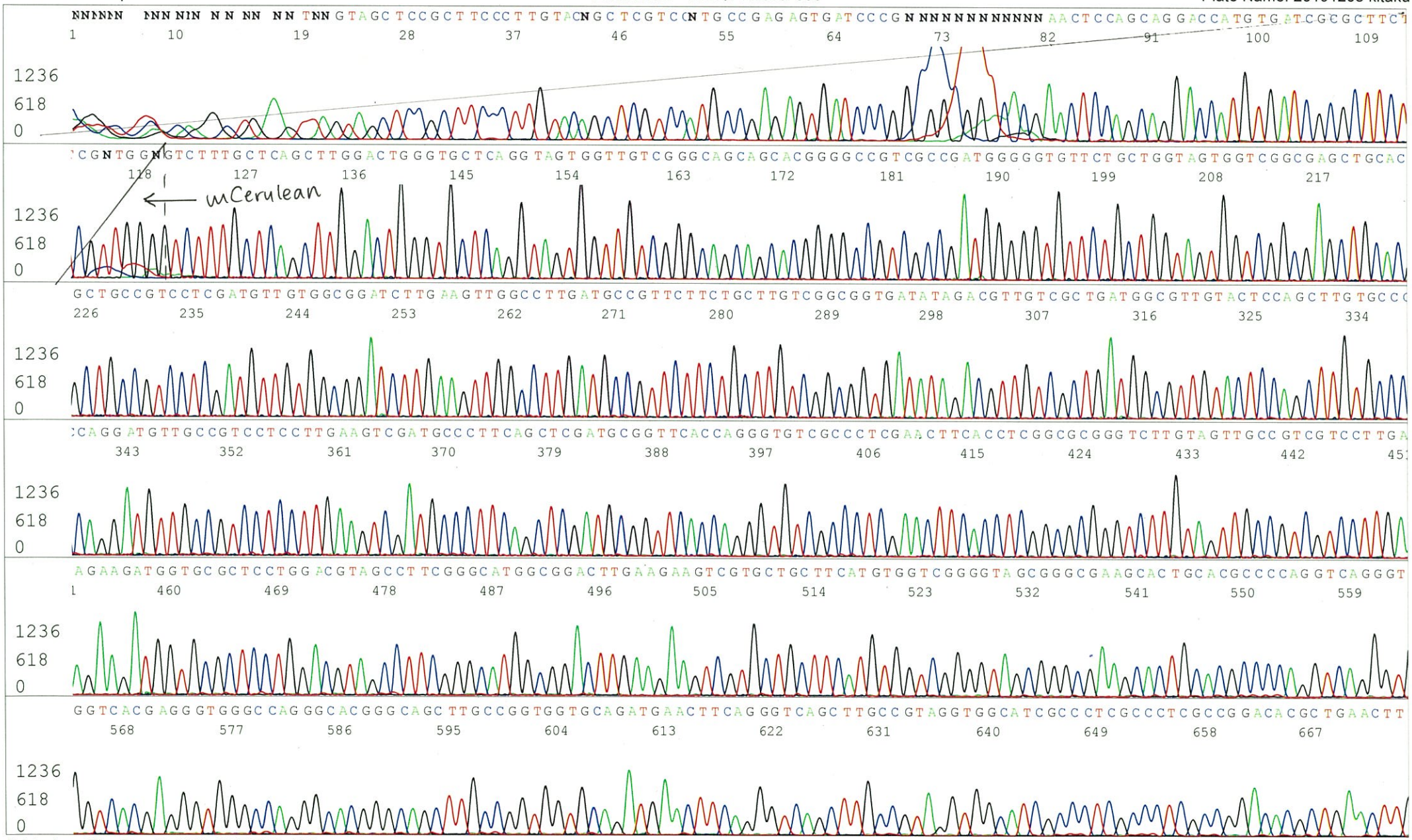

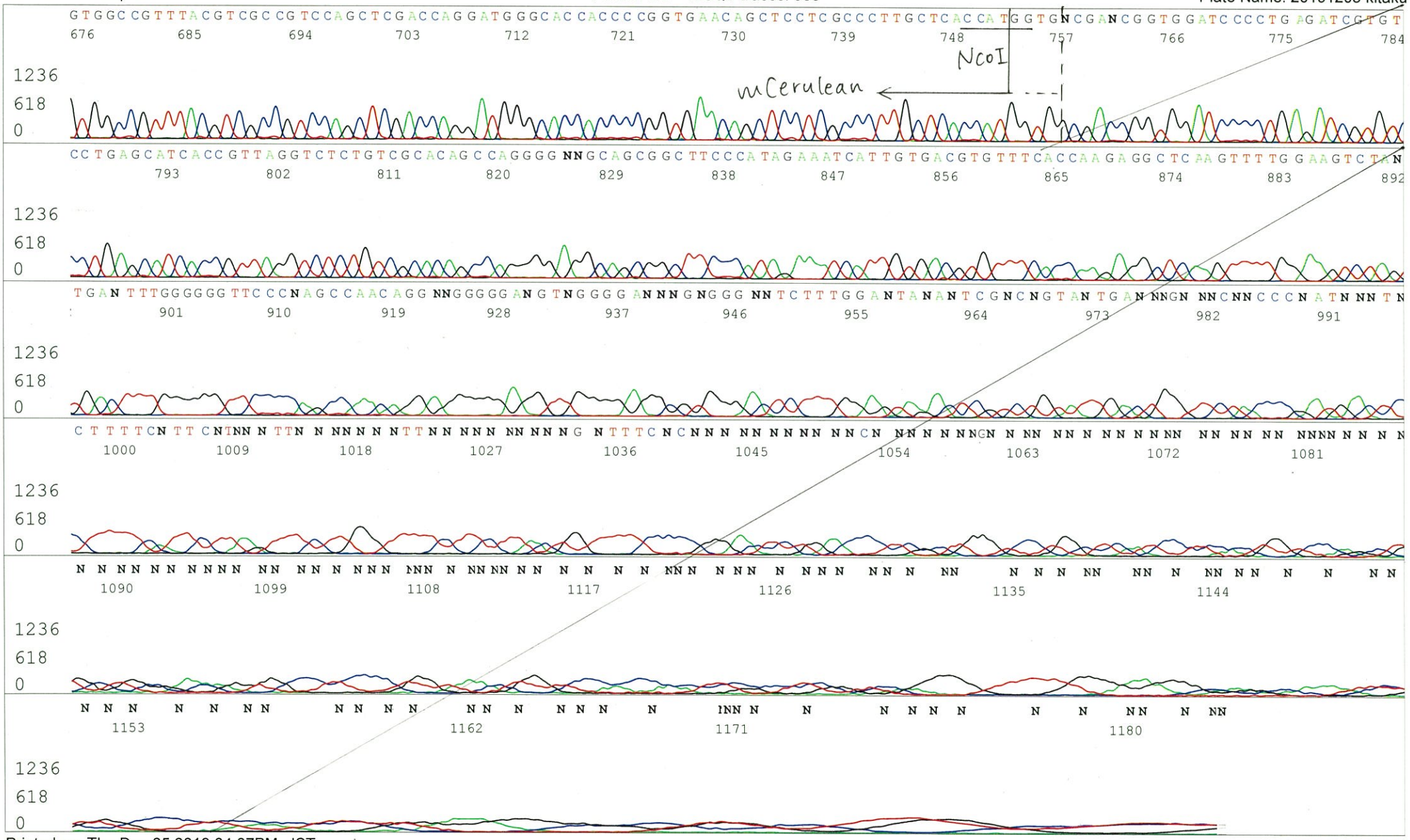
NcoI
mCerulean

Applied Biosystems

S/N G:152 A:67 T:86 C:113
KB.bcp
KB 1.4.1.8 Cap:11

primer name E : mCherry-C_R2
5'-TTCTTGGCCTTGTAGGTG-3'

D05769A4_A9K8_1_mCherry-C_R2_D05_11_ABI24
D05769A4_A9K8_1_mCherry-C_R2
KB_3500_POP7_BDTv3.mob
Pts 1409 to 13221 Pk1 Loc:1386
Version 6.0 HiSQV Bases: 945

Inst Model/Name 3500/3500 Instrument
Dec 05,2019 01:56PM, JST
Dec 05,2019 02:22PM, JST
Spacing:11.87 Pts/Panel1350
Plate Name: 20191205 kitaku

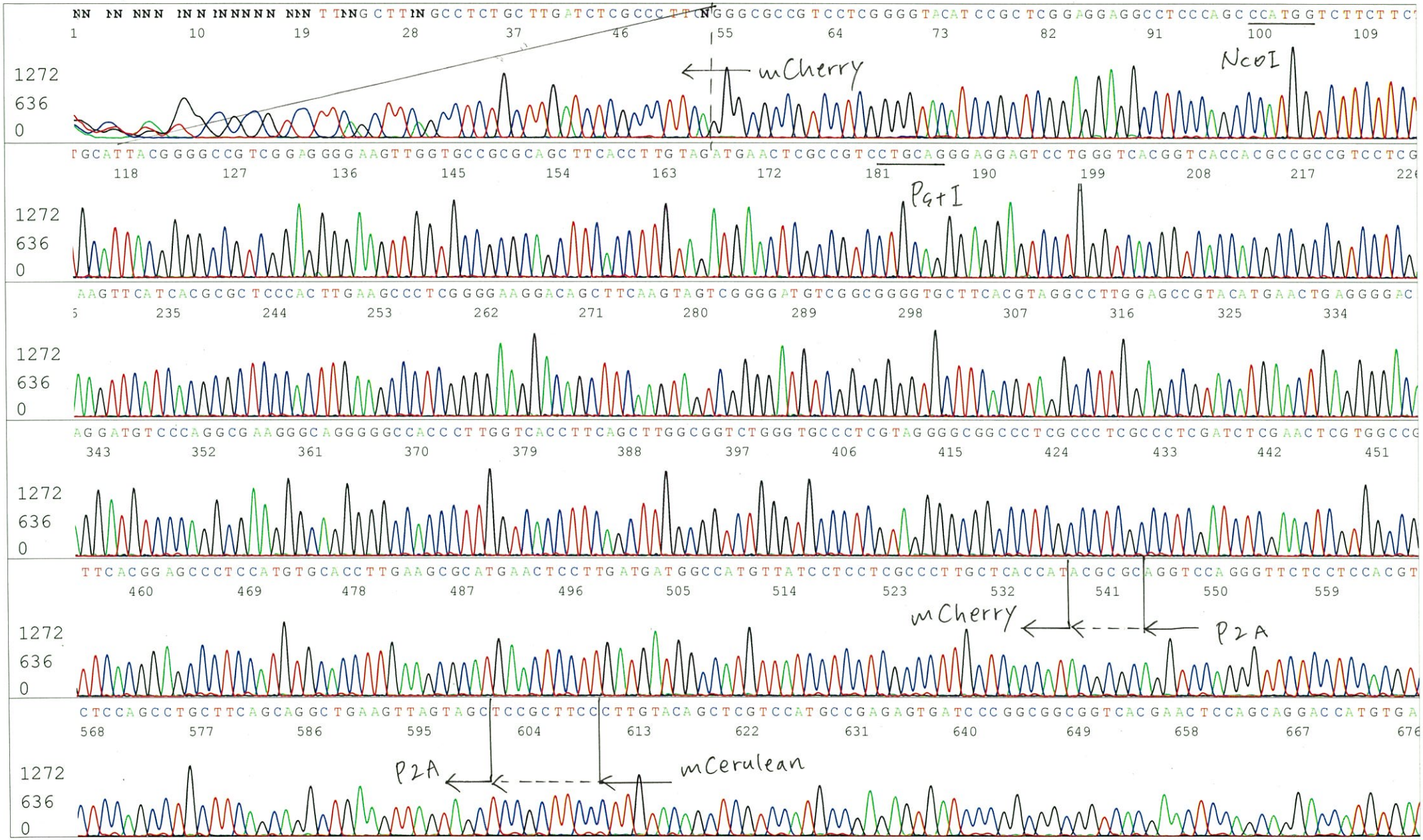

Applied Biosystems

S/N G:152 A:67 T:86 C:113
KB.bcp
KB 1.4.1.8 Cap:11

D05769A4_A9K8_1_mCherry-C_R2_D05_11_ABI24
D05769A4_A9K8_1_mCherry-C_R2
KB_3500_POP7_BDTv3.mob
Pts 1409 to 13221 Pk1 Loc:1386
Version 6.0 HiSQV Bases: 945

Inst Model/Name 3500/3500 Instrument
Dec 05,2019 01:56PM, JST
Dec 05,2019 02:22PM, JST
Spacing:11.87 Pts/Panel1350
Plate Name: 20191205 kitaku

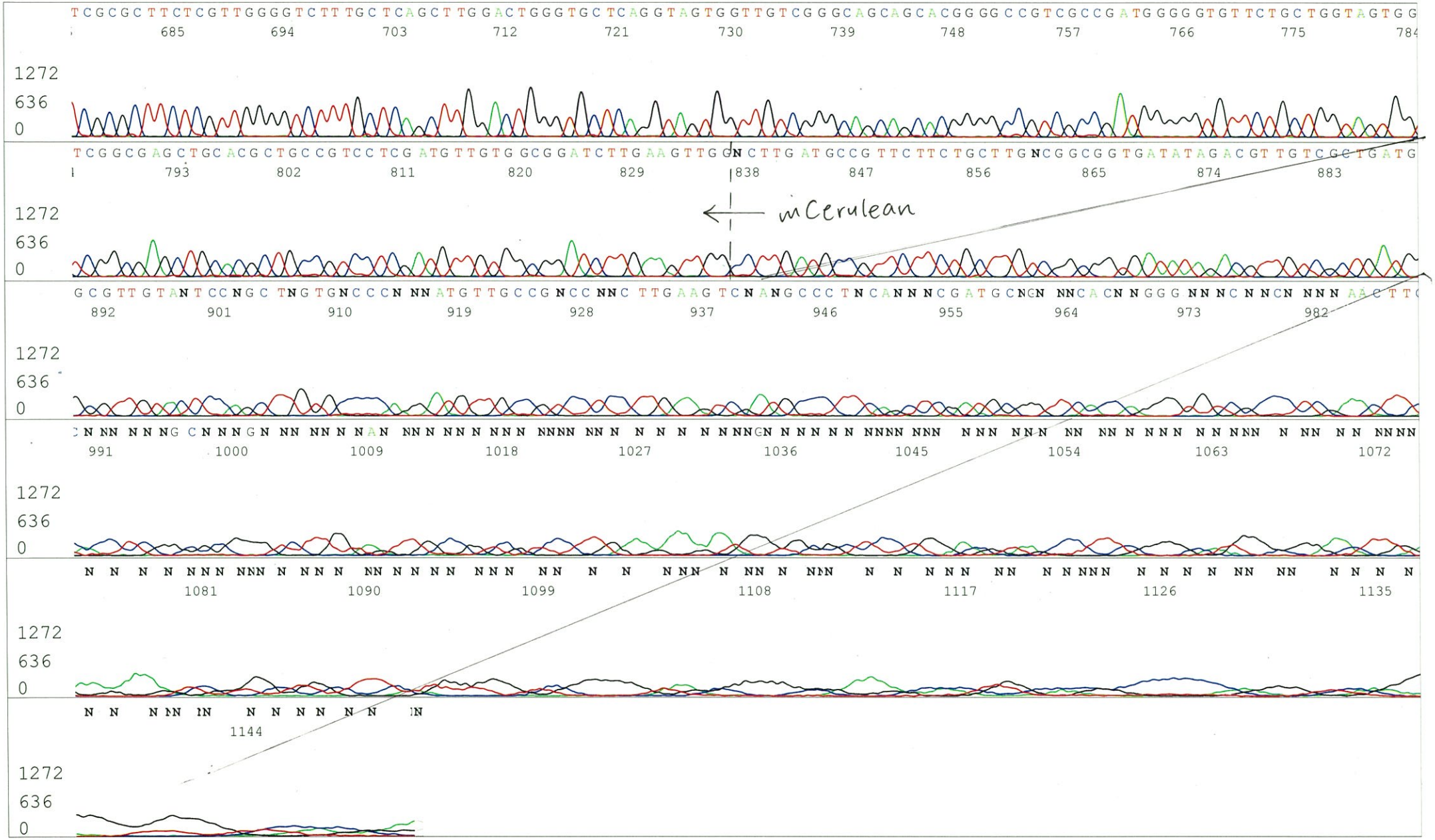

Applied Biosystems

S/N G:235 A:153 T:97 C:195
KB.bcp
KB 1.4.1.8 Cap:5

primer name F : mCherry-M_F1
5'-ATCTACAAGGTGAAGCTGCG-3'

D05769A4_A9K8_1_mCherry-M_F1_B05_05_ABI24
D05769A4_A9K8_1_mCherry-M_F1
KB_3500_POP7_BDTv3.mob
Pts 1384 to 13228 Pk1 Loc:1361
Version 6.0 HiSQV Bases: 920

Inst Model/Name 3500/3500 Instrument
Dec 05,2019 01:56PM, JST
Dec 05,2019 02:22PM, JST
Spacing:11.82 Pts/Panel1350
Plate Name: 20191205 kitaku

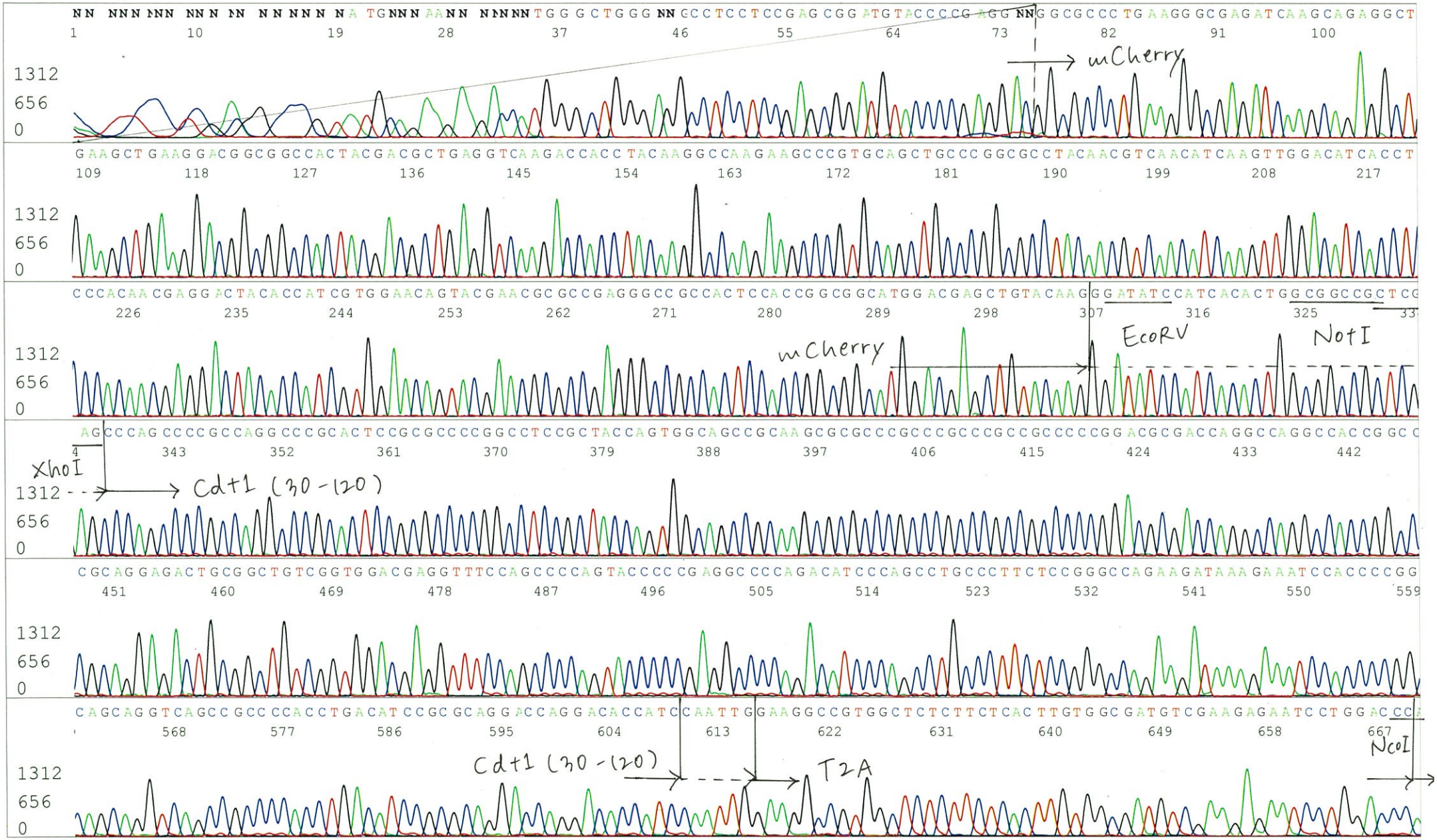

Applied Biosystems

S/N G:235 A:153 T:97 C:195
KB.bcp
KB 1.4.1.8 Cap:5

D05769A4_A9K8_1_mCherry-M_F1_B05_05_ABI24
D05769A4_A9K8_1_mCherry-M_F1
KB_3500_POP7_BDTv3.mob
Pts 1384 to 13228 Pk1 Loc:1361
Version 6.0 HiSQV Bases: 920

Inst Model/Name 3500/3500 Instrument
Dec 05,2019 01:56PM, JST
Dec 05,2019 02:22PM, JST
Spacing:11.82 Pts/Panel1350
Plate Name: 20191205 kitaku

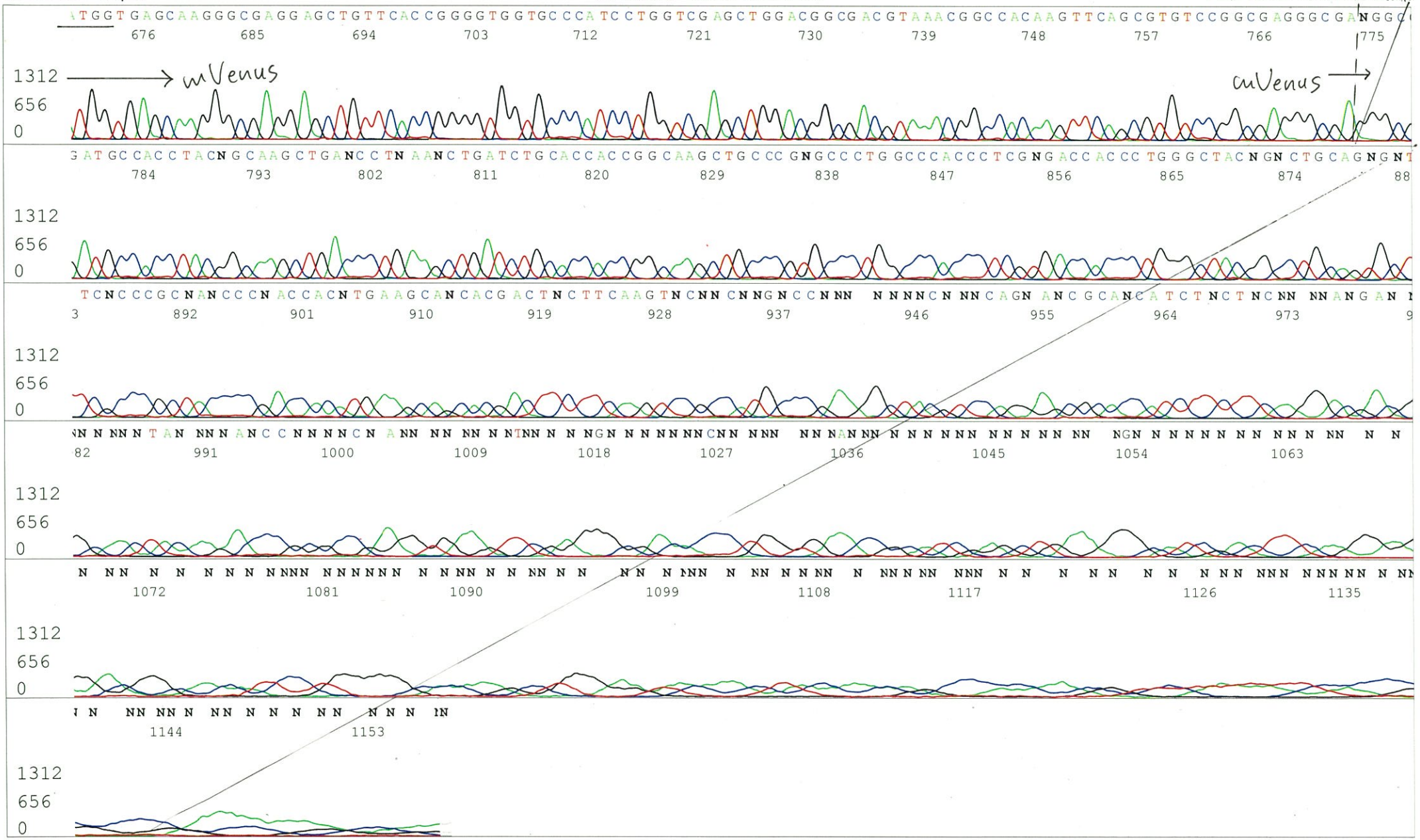

Applied Biosystems

S/N G:236 A:188 T:137 C:212
KB.bcp
KB 1.4.1.8 Cap:18

primer name G: Cdt1_F1
5'-AAAGAAATCCACCCCGGCAG-3'

D05769A4_A9K8_1_Cdt1_F1_F06_18_ABI24
D05769A4_A9K8_1_Cdt1_F1
KB_3500_POP7_BDTv3.mob
Pts 1483 to 12348 Pk1 Loc:1460
Version 6.0 HiSQV Bases: 869

Inst Model/Name 3500/3500 Instrument
Nov 26,2019 03:22PM, JST
Nov 26,2019 03:50PM, JST
Spacing:11.04 Pts/Panel1350
Plate Name: 20191126_mix2

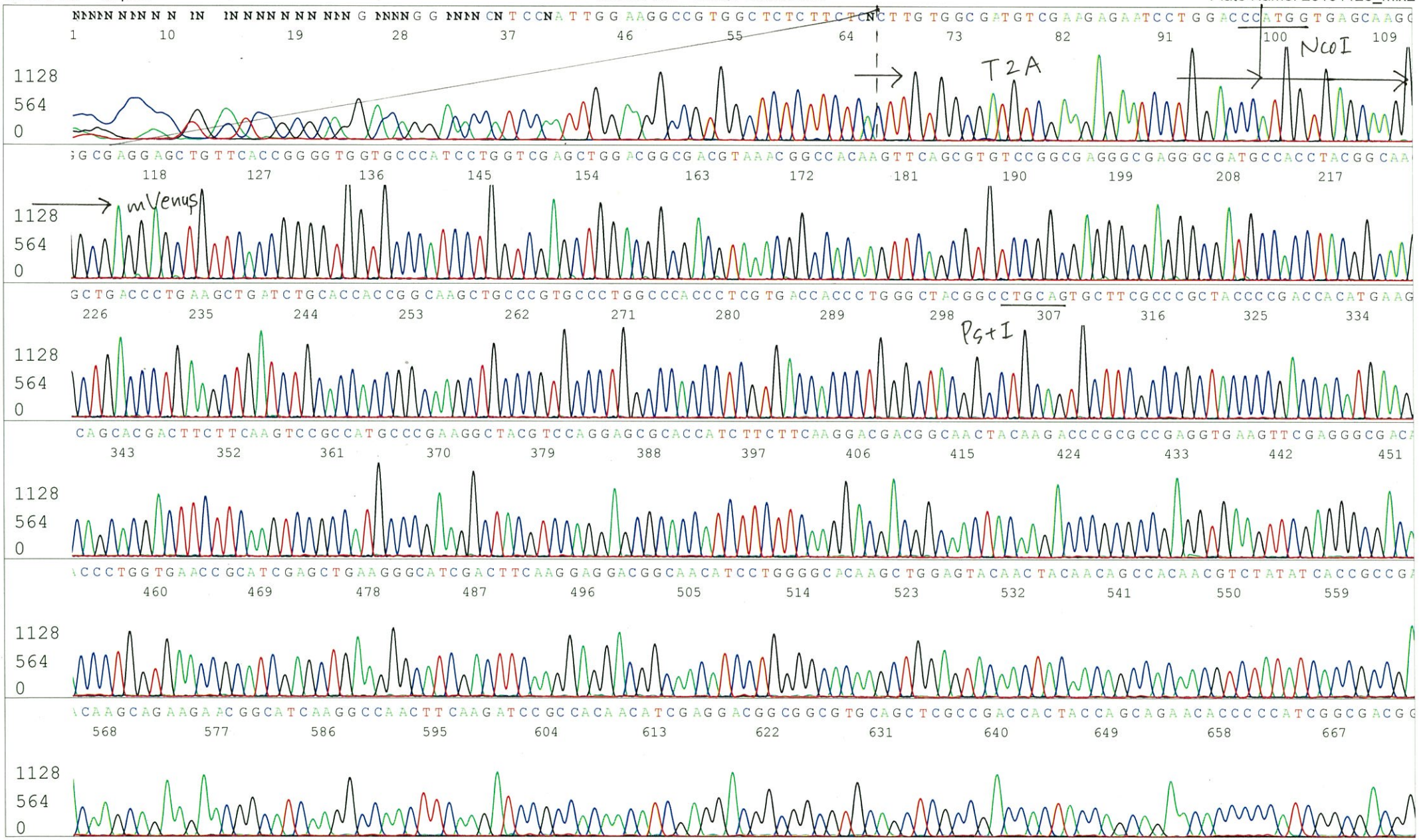

Applied Biosystems

S/N G:236 A:188 T:137 C:212
KB.bcp
KB 1.4.1.8 Cap:18

D05769A4_A9K8_1_Cdt1_F1_F06_18_ABI24
D05769A4_A9K8_1_Cdt1_F1
KB_3500_POP7_BDTv3.mob
Pts 1483 to 12348 Pk1 Loc:1460
Version 6.0 HiSQV Bases: 869
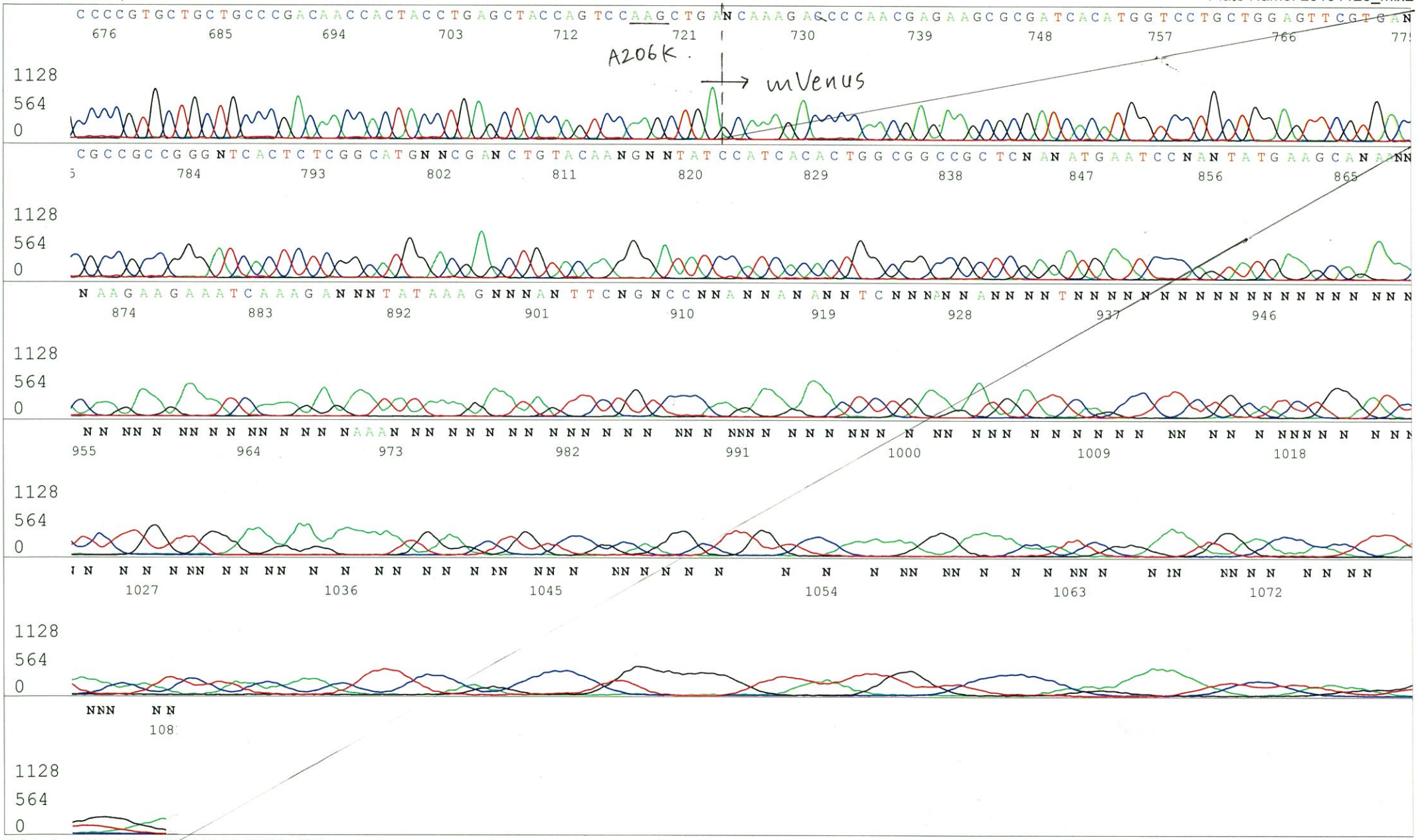
Inst Model/Name 3500/3500 Instrument
Nov 26,2019 03:22PM, JST
Nov 26,2019 03:50PM, JST
Spacing:11.04 Pts/Panel1350
Plate Name: 20191126_mix2