Gene Engineering Division
RIKEN BioResource Research Center

RIKEN DNA BANK

clone name : pX330-U6-Chimeric_BB-CBh-hSpCas9 sgRNA ATM exon11

- Clone ID : RDB _ 15816
- Lot : 15816 _ A8Bq
- DNA Concentration : 25 nanogram/microliter
- Volume : 40 microliter
- Form : DNA solution in TE buffer
- Host : NEB stable
- Culture : LB medium
- Antibiotics : 100 microgram/ml Ampicillin
- Purification : QIAGEN QIAprep Spin Miniprep kit
- Digestion by restriction enzyme

2-Log DNA Ladder
(NEB#N3200L),
250 ng/well

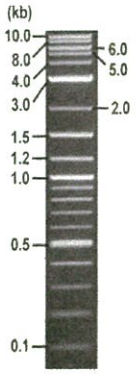

Erectrophoresis : 100 nanogram DNA per lane ; 1% agarose gel , 1 x TAE Buffer

Restriction enzyme		Expected size of fragment	
EcoRI	:	8.5	kbp
BglII	:	8.5	kbp
BglII+EcoRI	:	4.6, 3.9	kbp
	:		kbp
	:		kbp

- Confirmation of the insertion sequence

Sequence name	Primer name	Sequence name	Primer name
Sequence - A	SV40pA3'element reverse	Sequence - E	-
Sequence - B	RDB13535#1	Sequence - F	-
Sequence - C	BGH_rev2	Sequence - G	-
Sequence - D	-	Sequence - H	-

APPROVED BY : 確認 18.7.17 長谷川

Applied Biosystems

D05203A1-5_A8Bq_SV40pA3'elementReverse_A01_01_ABI08
D05203A1-5_A8Bq_SV40pA3'elementReverse
KB_3500_POP7_BDTv3.mob
Pts 1402 to 11715 Pk1 Loc:1379
Version 6.0 HiSQV Bases: 911

Inst Model/Name 3500/3500 Instrument
Jul 13,2018 01:50PM, JST
Jul 13,2018 02:16PM, JST
Spacing:11.93 Pts/Panel1350
Plate Name: 20180713_kitaku

S/N G:23 A:43 T:50 C:50
KB.bcp
KB 1.4.1.8 Cap:1

primer name A : SV40pA3'Element Reverse
5'-CTCTGACTTGAGCGTCGATTT-3'

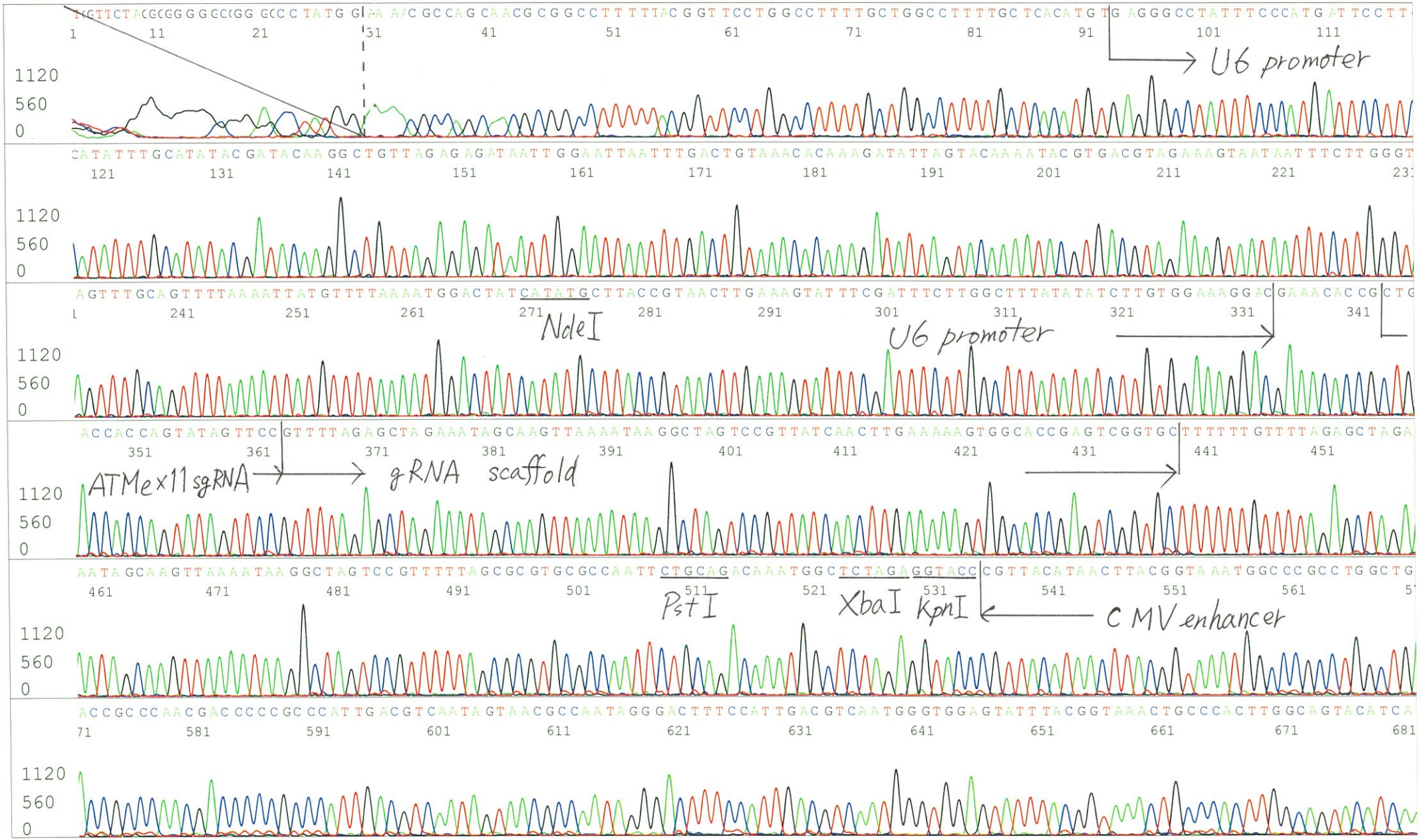

Applied Biosystems

D05203A1-5_A8Bq_SV40pA3'elementReverse_A01_01_ABI08
D05203A1-5_A8Bq_SV40pA3'elementReverse
KB_3500_POP7_BDTv3.mob
Pts 1402 to 11715 Pk1 Loc:1379
Version 6.0 HiSQV Bases: 911

Inst Model/Name 3500/3500 Instrument
Jul 13,2018 01:50PM, JST
Jul 13,2018 02:16PM, JST
Spacing:11.93 Pts/Panel1350
Plate Name: 20180713_kitaku

S/N G:23 A:43 T:50 C:50
KB.bcp
KB 1.4.1.8 Cap:1

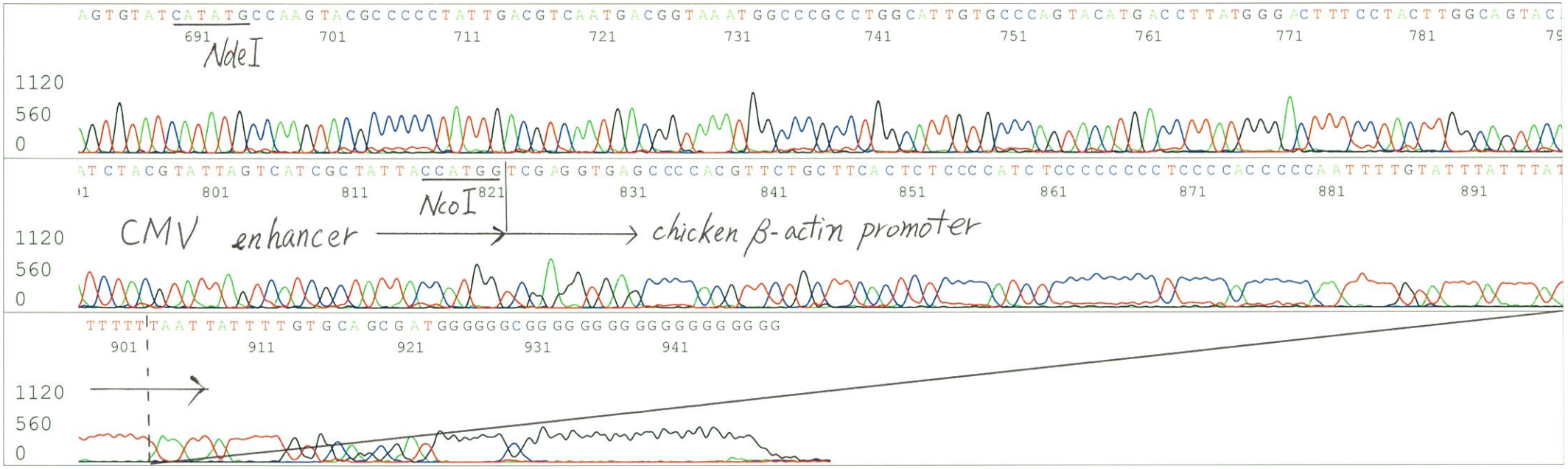

Applied Biosystems

S/N G:27 A:47 T:33 C:56
KB.bcp
KB 1.4.1.8 Cap:2

primer name B : RDB13535#1
5'- TGGTTGGTGGGGTATTAATG -3'

D05203A1-5_A8Bq_RDB13535#1_B01_02_ABI08
D05203A1-5_A8Bq_RDB13535#1
KB_3500_POP7_BDTv3.mob
Pts 1412 to 13131 Pk1 Loc:1389
Version 6.0 HiSQV Bases: 980

Inst Model/Name 3500/3500 Instrument
Jul 13,2018 01:50PM, JST
Jul 13,2018 02:16PM, JST
Spacing:11.78 Pts/Panel1350
Plate Name: 20180713_kitaku

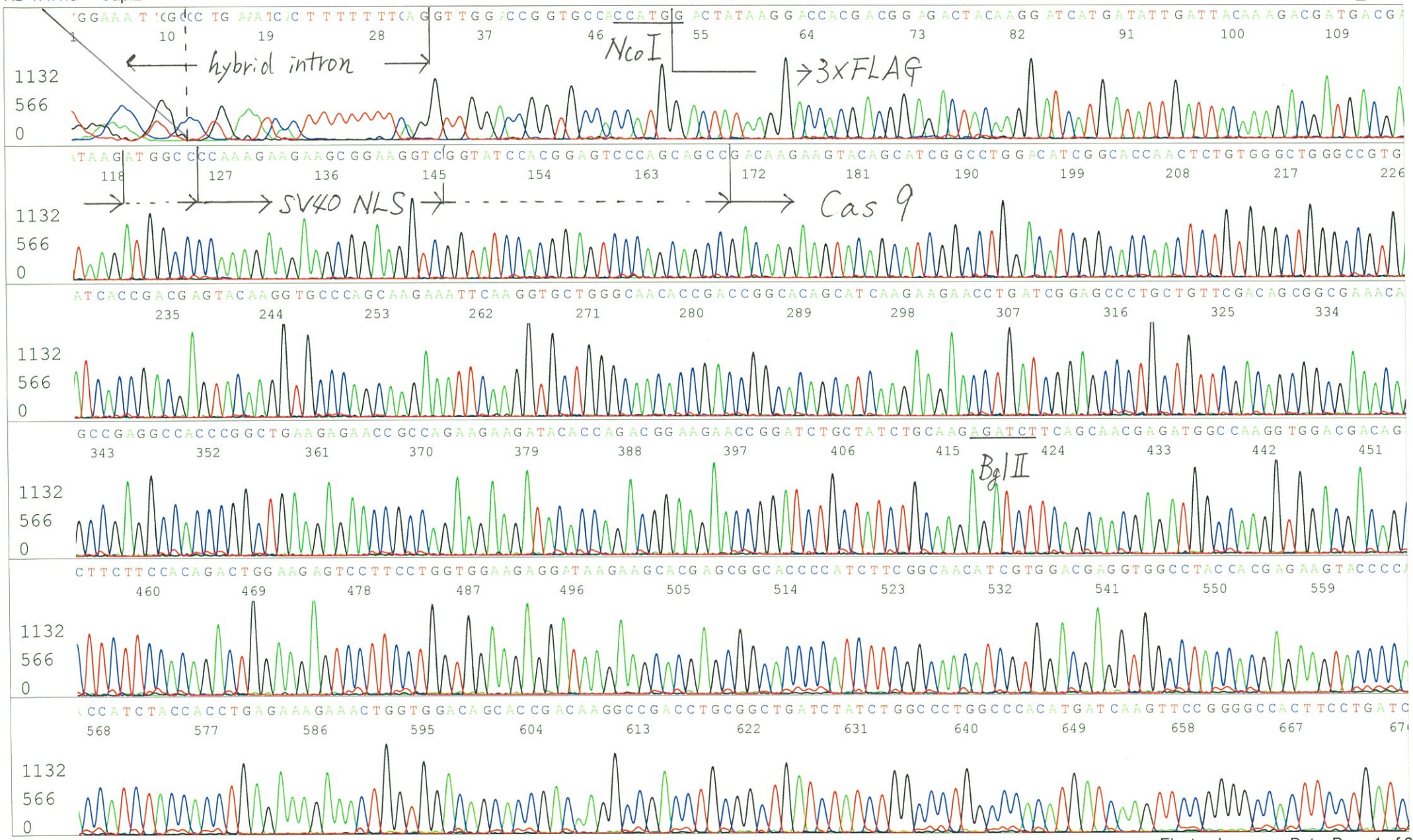

Applied Biosystems

S/N G:27 A:47 T:33 C:56
KB.bcp
KB 1.4.1.8 Cap:2

D05203A1-5_A8Bq_RDB13535#1_B01_02_ABI08
D05203A1-5_A8Bq_RDB13535#1
KB_3500_POP7_BDTv3.mob
Pts 1412 to 13131 Pk1 Loc:1389
Version 6.0 HiSQV Bases: 980

Inst Model/Name 3500/3500 Instrument
Jul 13,2018 01:50PM, JST
Jul 13,2018 02:16PM, JST
Spacing:11.78 Pts/Panel1350
Plate Name: 20180713_kitaku

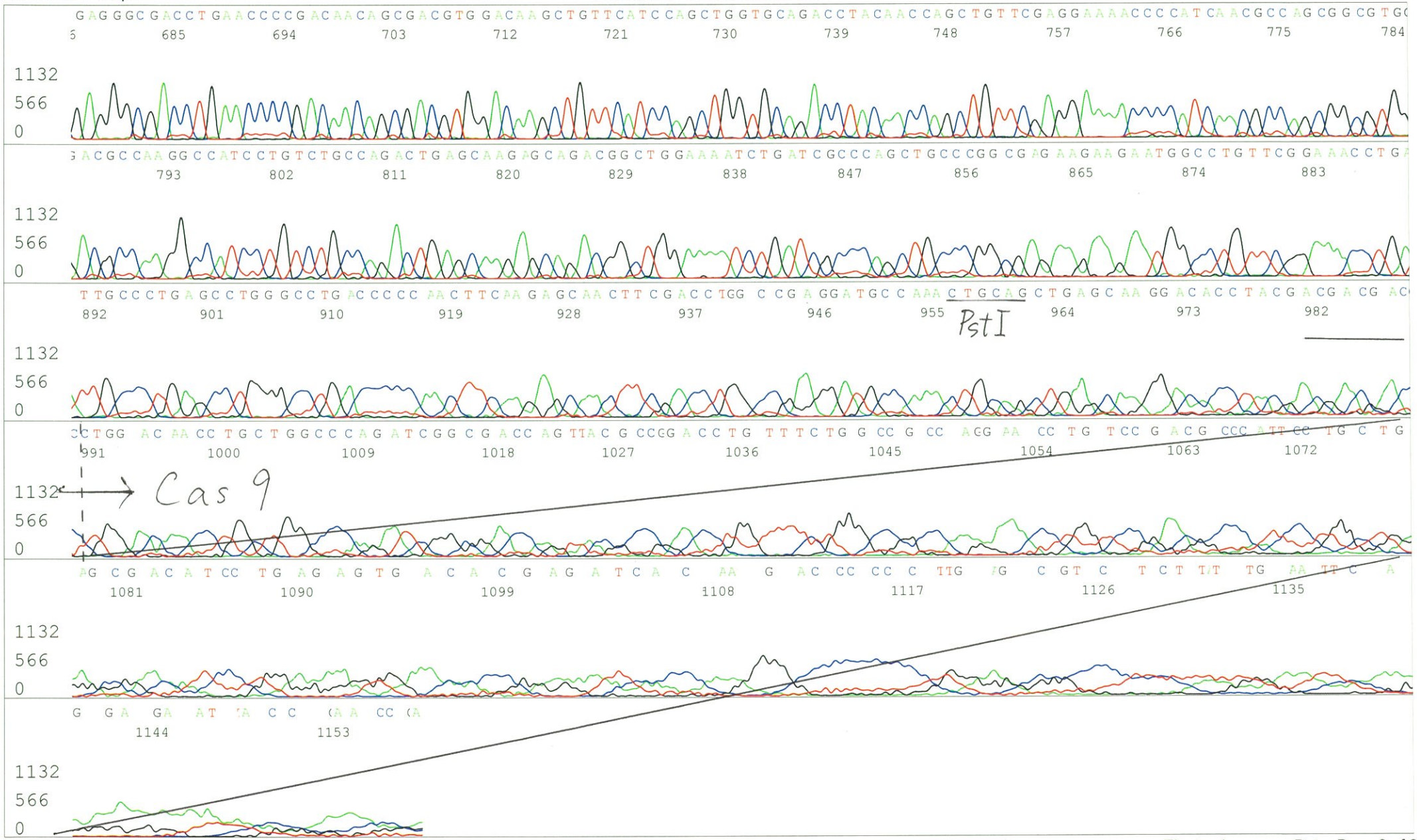

Applied Biosystems

S/N G:31 A:36 T:55 C:58
KB.bcp
KB 1.4.1.8 Cap:3

primer name C : BGH_rev2
5'-TATTAGGAAAGGACAGTGGG-3'

D05203A1-5_A8Bq_BGH_rev2_C01_03_ABI08
D05203A1-5_A8Bq_BGH_rev2
KB_3500_POP7_BDTv3.mob
Pts 1373 to 13129 Pk1 Loc:1350
Version 6.0 HiSQV Bases: 1001

Inst Model/Name 3500/3500 Instrument
Jul 13,2018 01:50PM, JST
Jul 13,2018 02:16PM, JST
Spacing:11.81 Pts/Panel1350
Plate Name: 20180713_kitaku

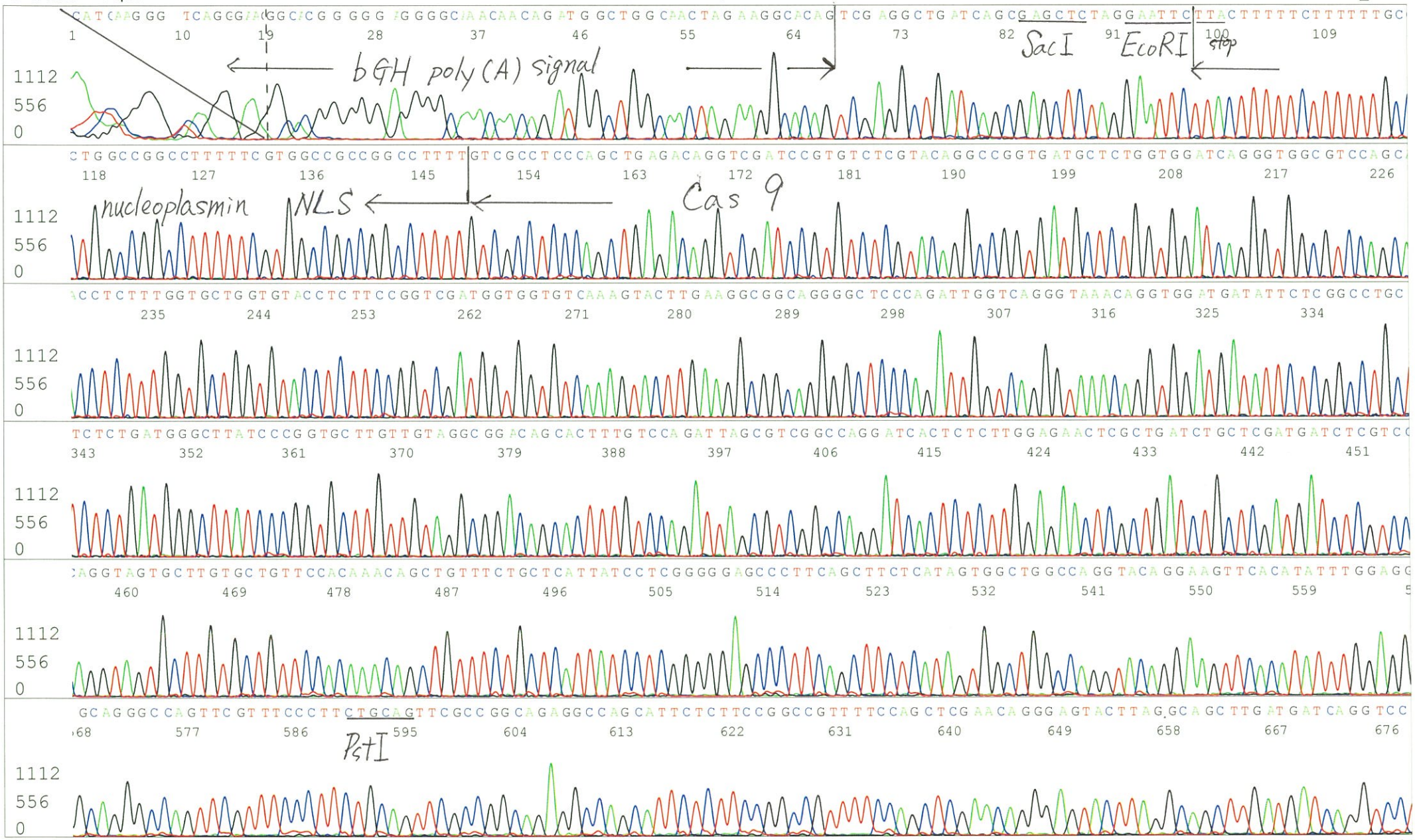

Applied Biosystems

S/N G:31 A:36 T:55 C:58
KB.bcp
KB 1.4.1.8 Cap:3

D05203A1-5_A8Bq_BGH_rev2_C01_03_ABI08
D05203A1-5_A8Bq_BGH_rev2
KB_3500_POP7_BDTv3.mob
Pts 1373 to 13129 Pk1 Loc:1350
Version 6.0 HiSQV Bases: 1001
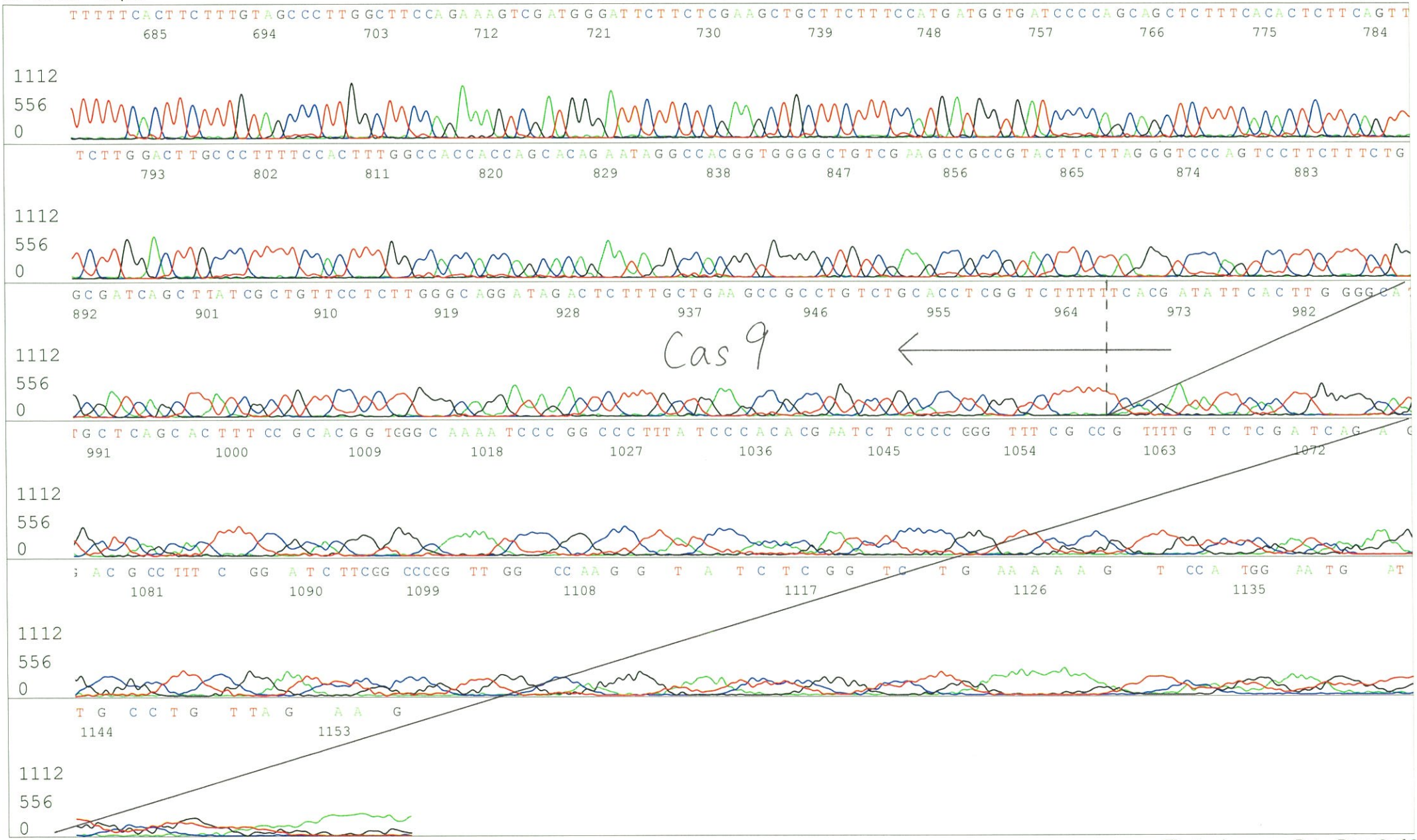
Inst Model/Name 3500/3500 Instrument
Jul 13,2018 01:50PM, JST
Jul 13,2018 02:16PM, JST
Spacing:11.81 Pts/Panel1350
Plate Name: 20180713_kitaku