Gene Engineering Division
RIKEN BioResource Research Center

RIKEN DNA BANK

clone name : mCherry-hCdt1(1/100)/pCSII-EF

- **Clone ID** : RDB _ 15442
- **Lot** : 15442 _ A7Jv
- **DNA Concentration** : 25 nanogram/microliter
- **Volume** : 40 microliter
- **Form** : DNA solution in TE buffer
- **Host** : NEB stable
- **Culture** : LB medium
- **Antibiotics** : 100 microgram/ml Ampicillin
- **Purification** : QIAGEN QIAprep Spin Miniprep kit
- **Digestion by restriction enzyme**

1 kb Plus DNA Ladder
(NEB#N3200L),
250 ng/well

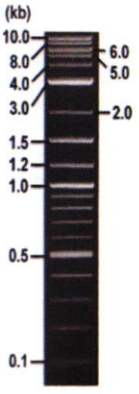

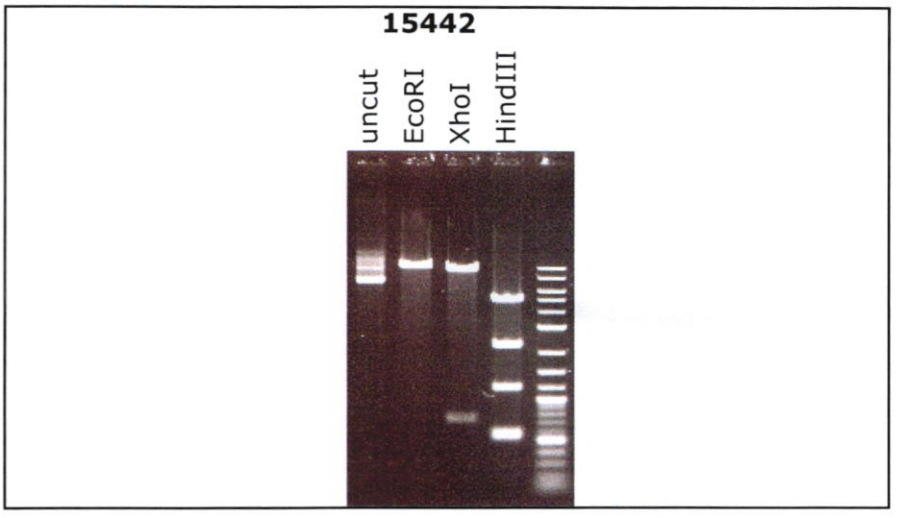

Electrophoresis : 100 nanogram DNA per lane ; 1% agarose gel , 1 x TAE Buffer

Restriction enzyme		Expected size of fragment	
EcoRI	:	**10.2**	kbp
XhoI	:	**9.4, 0.7**	kbp
HindIII	:	**5.0, 2.3, 1.2, 0.6, 0.6,0.6**	kbp
	:		kbp

- **Confirmation of the insertion sequence**

Please be sure to check our sequence analysis results before your request.

Sequence name	Primer ID	Primer name	Confirmed feature
Sequence - A	Pr0168	EF1a-C_F	EF-1 alpha pro,mCherry-hCdt1(1/100) 5'
Sequence - B	Pr0250	PRE_rev	PRE,mCherry-hCdt1(1/100) 3'
Sequence - C	Pr0016	CMV_Forward	CMV pro,5'LTR,HIV-1 psi
Sequence - D	Pr0024	EF1a-N_R	EF-1 alpha pro,cPPT_CTS,RRE
Sequence - E	Pr0606	BGH_rev2	bGHpA,3' LTR,PRE
Sequence - F	Pr0110	SV40pro_F	SV40 pro_ori,Zeo,SV40pA
Sequence - G	-	-	-
Sequence - H	-	-	-

APPROVED BY :

確認
20,9,08
栗原

Applied Biosystems

S/N G:35 A:28 T:22 C:45
KB.bcp
KB 1.4.1.8 Cap:1

primer name A : EF1a-C_F
5'- AGTTAGGCCAGCTTGGCACTTGATG -3'

D05018A2_A7Jv_2_EF1a-C_F_A01_01_ABI24
D05018A2_A7Jv_2_EF1a-C_F
KB_3500_POP7_BDTv3.mob
Pts 1409 to 12923 Pk1 Loc:1386
Version 6.0 HiSQV Bases: 1005

Inst Model/Name 3500/3500 Instrument
Nov 17,2017 01:58PM, JST
Nov 17,2017 02:32PM, JST
Spacing:11.46 Pts/Panel1350
Plate Name: 20171117 dnabank

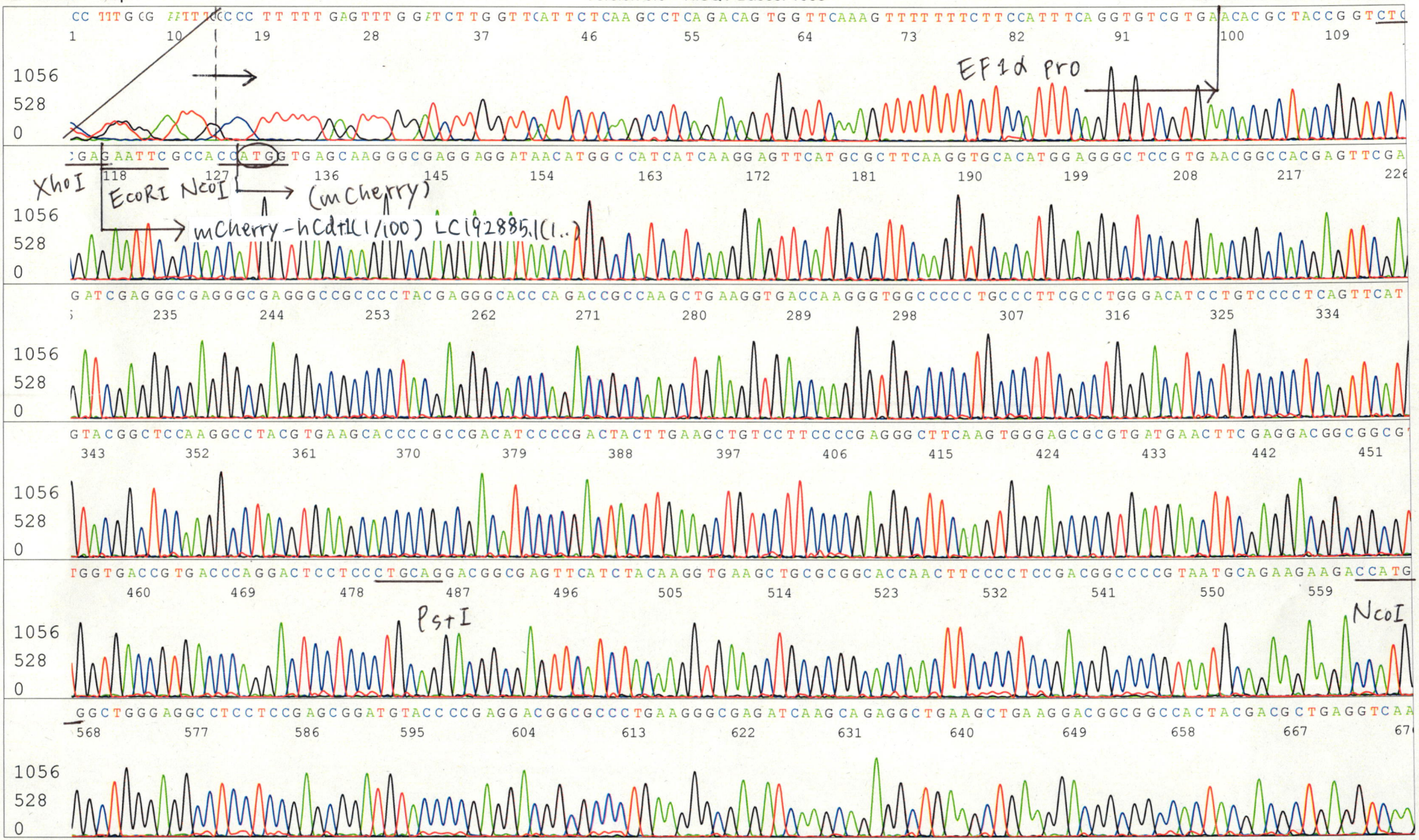

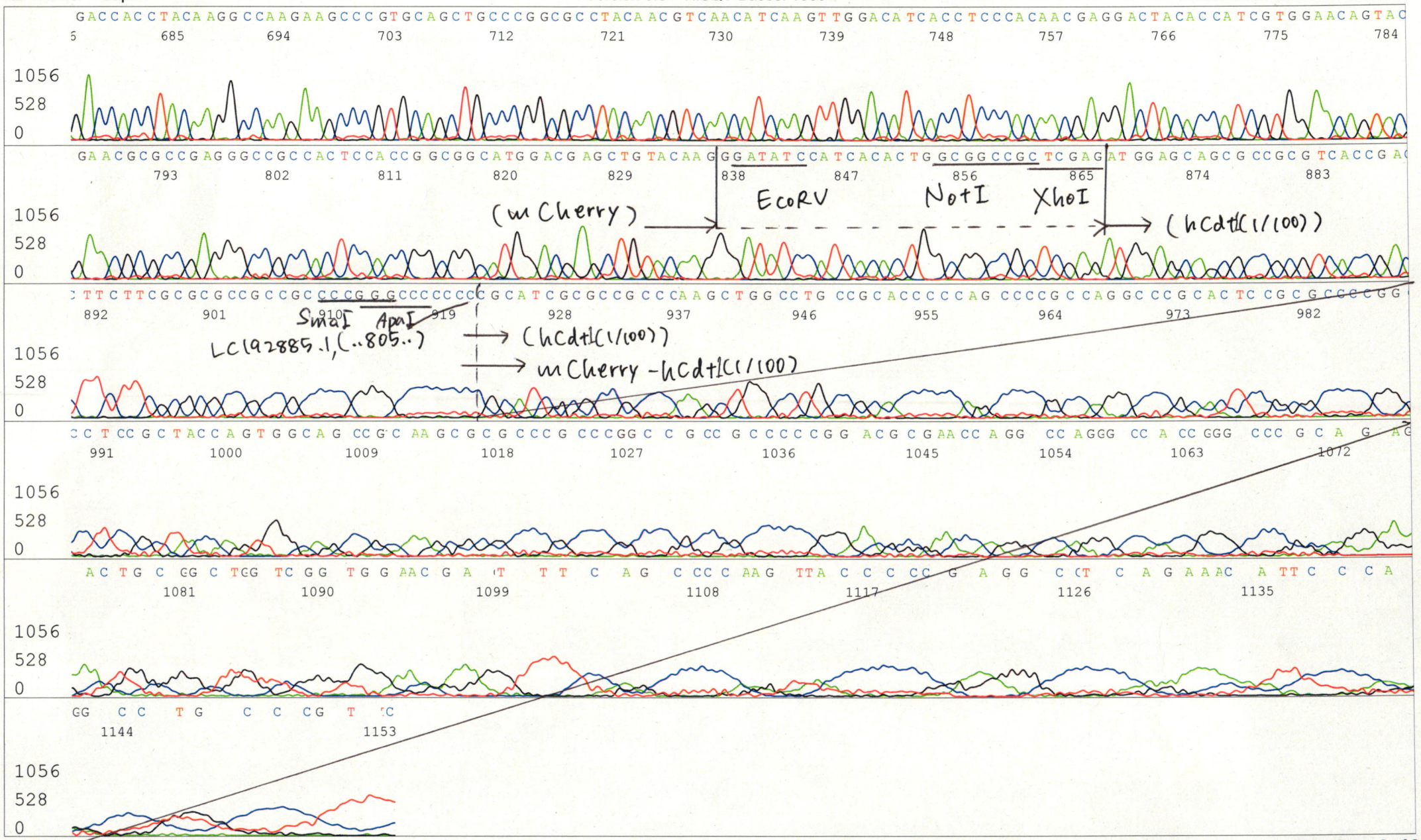
EcoRV
NotI
XhoI
(mCherry)
(hCdt1C(1/100))
SmaI
ApaI
LC192885.1,(..805..)
(hCdt1C(1/100))
mCherry-hCdt1C(1/100)

Applied Biosystems

S/N G:529 A:395 T:510 C:858
KB.bcp
KB 1.4.1.8 Cap:4

primer name B : PRE_rev
5'- AGCAATAGCATGATACAAAGGC -3'

D05018A2_A7Jv_2_PRE_rev_B01_04_ABI24
D05018A2_A7Jv_2_PRE_rev
KB_3500_POP7_BDTv3.mob
Pts 1387 to 13088 Pk1 Loc:1364
Version 6.0 HiSQV Bases: 926

Inst Model/Name 3500/3500 Instrument
Nov 17,2017 01:58PM, JST
Nov 17,2017 02:32PM, JST
Spacing:11.89 Pts/Panel1350
Plate Name: 20171117 dnabank

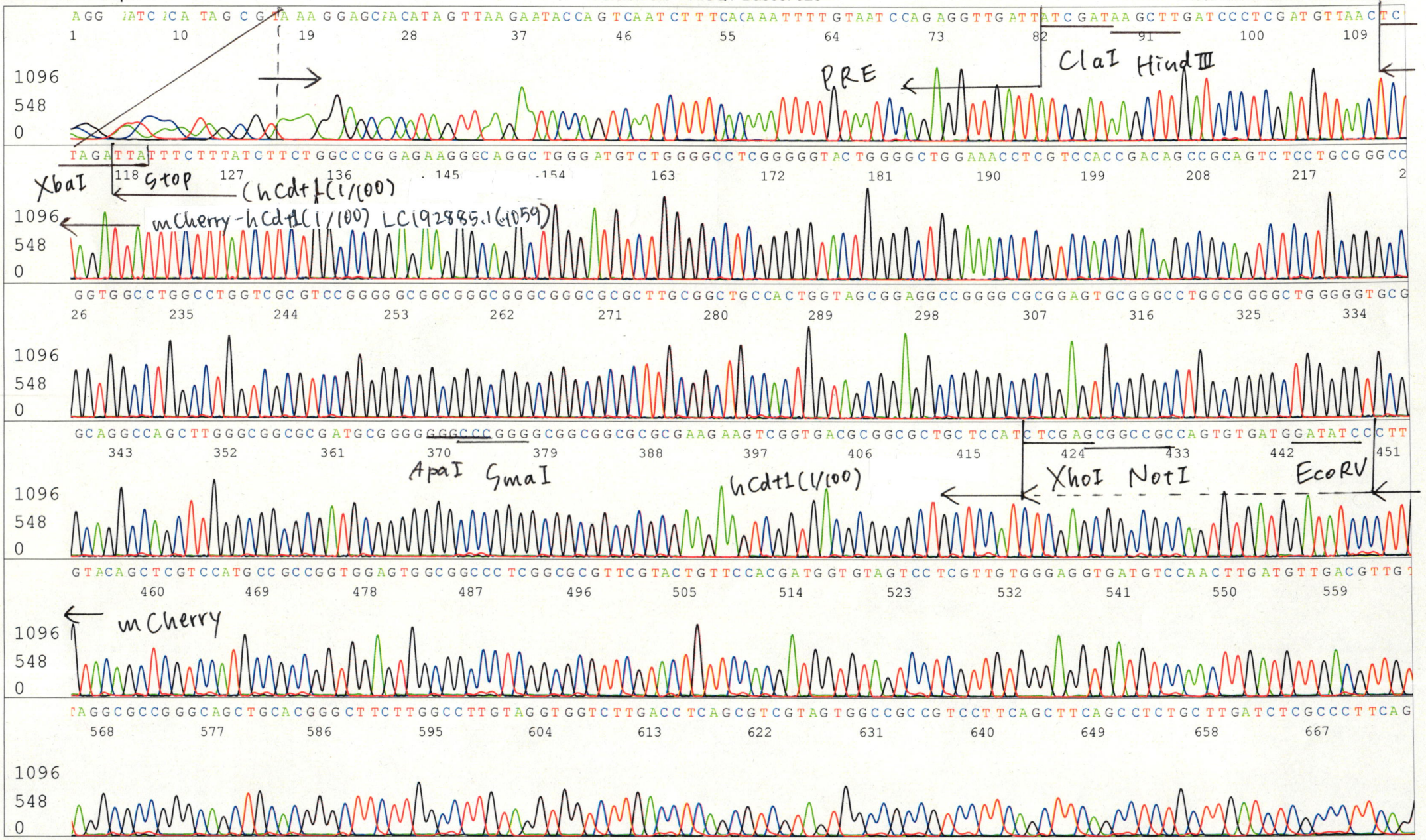

Applied Biosystems

S/N G:529 A:395 T:510 C:858
KB.bcp
KB 1.4.1.8 Cap:4

D05018A2_A7Jv_2_PRE_rev_B01_04_ABI24
D05018A2_A7Jv_2_PRE_rev
KB_3500_POP7_BDTv3.mob
Pts 1387 to 13088 Pk1 Loc:1364
Version 6.0 HiSQV Bases: 926

Inst Model/Name 3500/3500 Instrument
Nov 17,2017 01:58PM, JST
Nov 17,2017 02:32PM, JST
Spacing:11.89 Pts/Panel1350
Plate Name: 20171117 dnabank

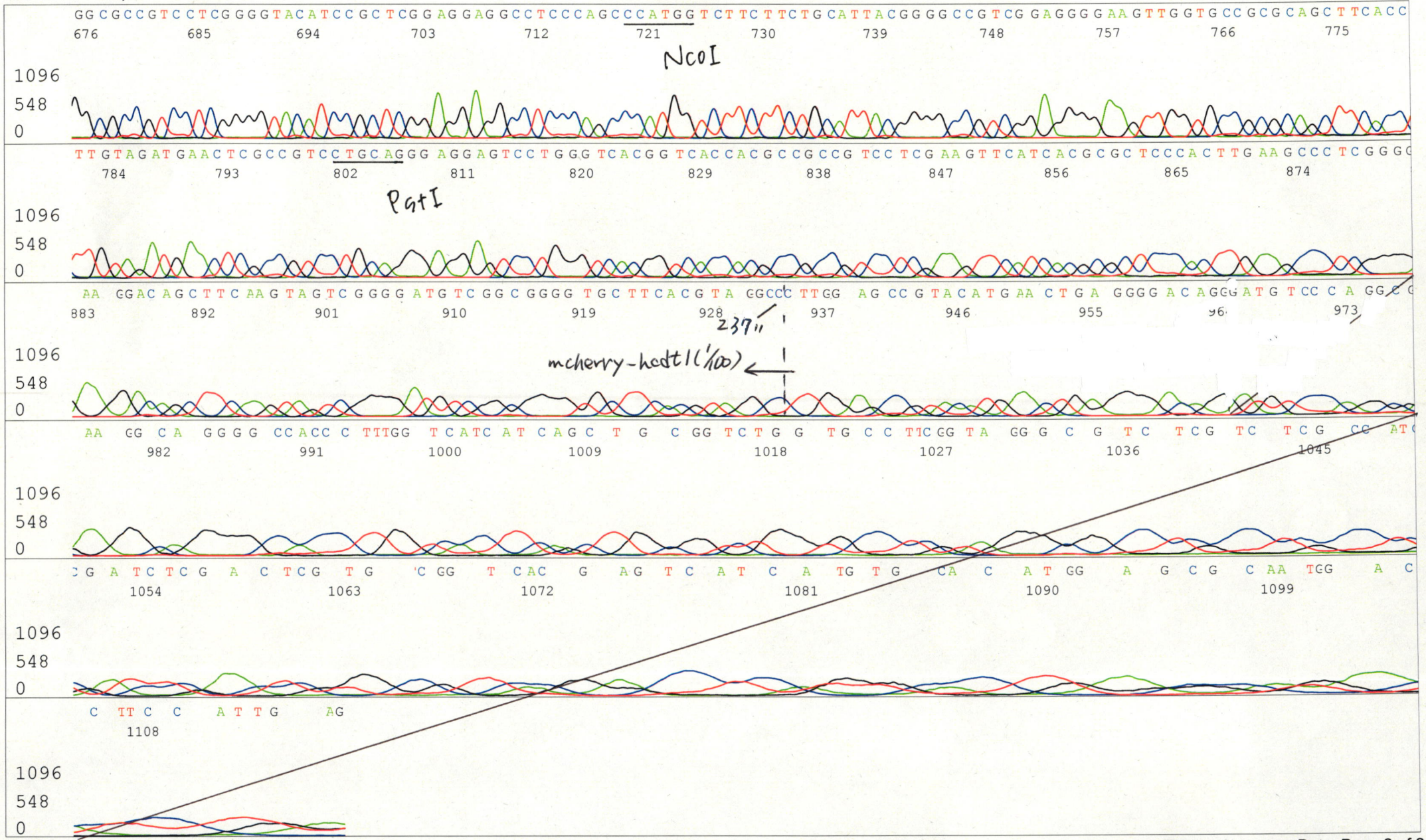

Applied Biosystems

S/N G:152 A:197 T:136 C:191
KB.bcp
KB 1.4.1.8 Cap:7

primer name C : CMV-Forward
5'- GCACCAAAATCAACGGGACTT -3'

D05018A2_A7Jv_2_CMV-Forward_C01_07_ABI24
D05018A2_A7Jv_2_CMV-Forward
KB_3500_POP7_BDTv3.mob
Pts 1384 to 12730 Pk1 Loc:1361
Version 6.0 HiSQV Bases: 980

Inst Model/Name 3500/3500 Instrument
Nov 17,2017 01:58PM, JST
Nov 17,2017 02:32PM, JST
Spacing:11.57 Pts/Panel1350
Plate Name: 20171117 dnabank

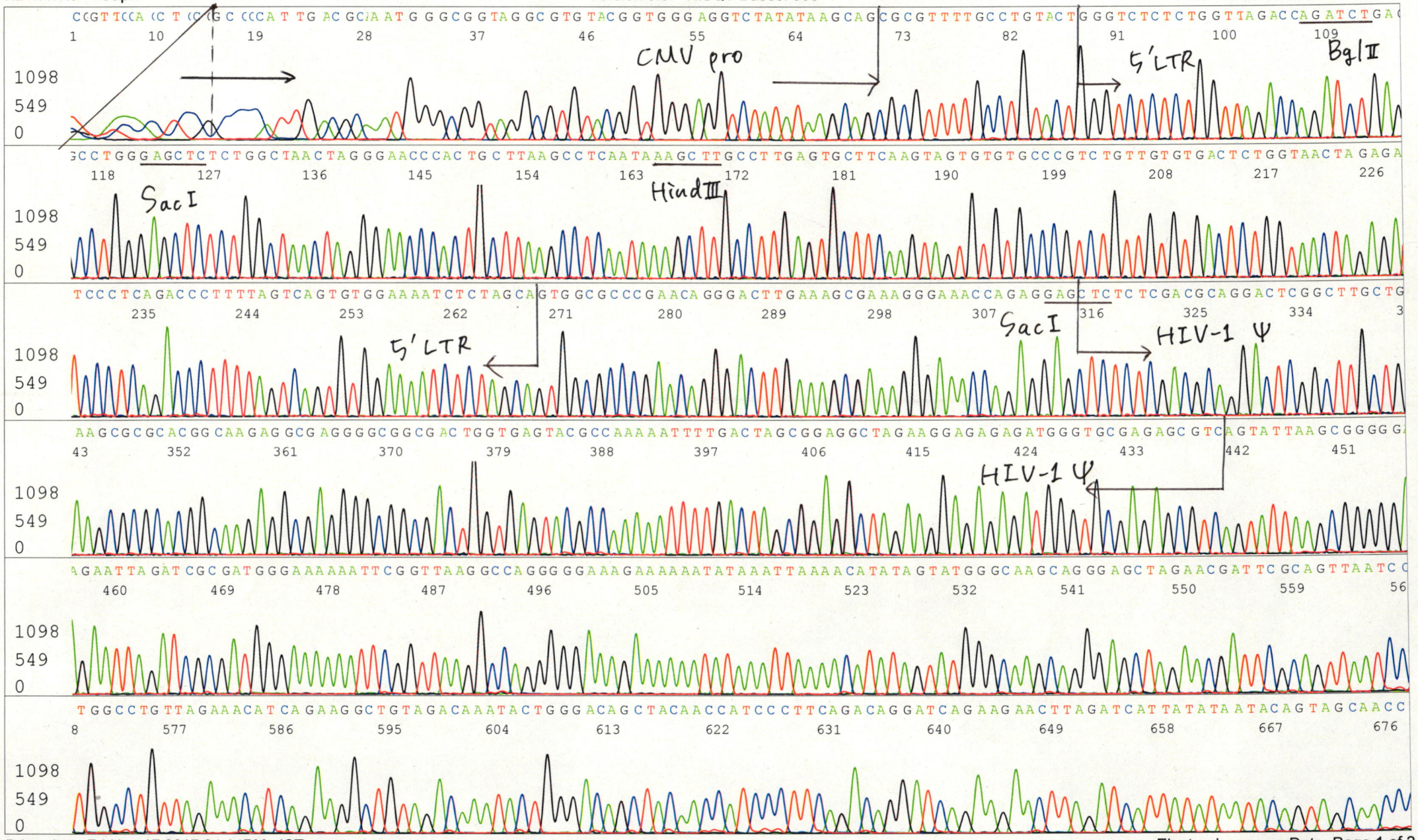

Applied Biosystems

S/N G:152 A:197 T:136 C:191
KB.bcp
KB 1.4.1.8 Cap:7

D05018A2_A7Jv_2_CMV-Forward_C01_07_ABI24
D05018A2_A7Jv_2_CMV-Forward
KB_3500_POP7_BDTv3.mob
Pts 1384 to 12730 Pk1 Loc:1361
Version 6.0 HiSQV Bases: 980

Inst Model/Name 3500/3500 Instrument
Nov 17,2017 01:58PM, JST
Nov 17,2017 02:32PM, JST
Spacing:11.57 Pts/Panel1350
Plate Name: 20171117 dnabank

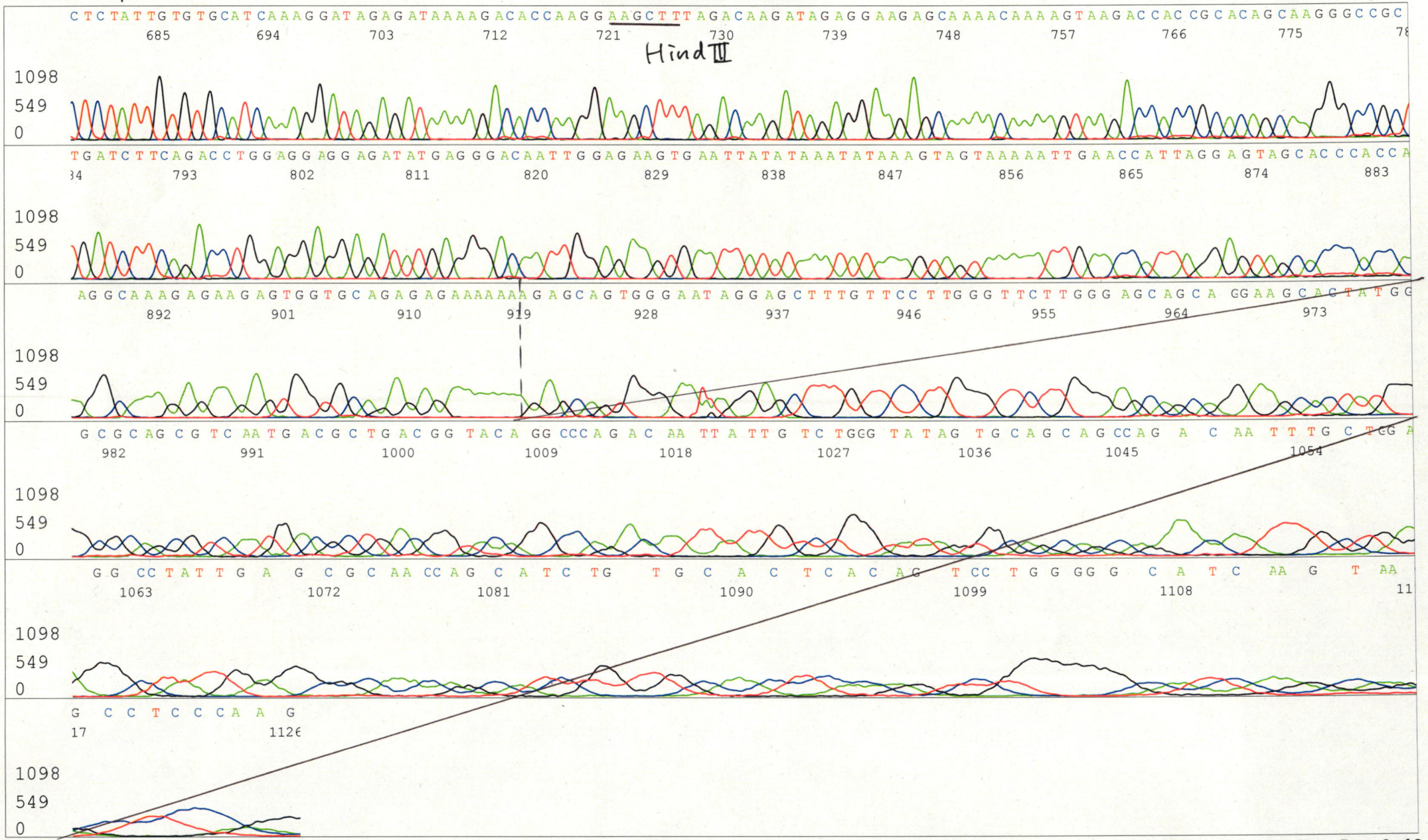

Applied Biosystems

S/N G:28 A:49 T:55 C:48
KB.bcp
KB 1.4.1.8 Cap:3

primer name (F) :EF1a-N_R
5'TAGGCACCGGTTCAATTG3'

15442_15442_A9Da_EF1a-N_R_C01_03_ABI08
15442_15442_A9Da_EF1a-N_R
KB_3500_POP7_BDTv3.mob
Pts 1564 to 13939 Pk1 Loc:1541
Version 6.0 HiSQV Bases: 975

Inst Model/Name 3500/3500 Instrument
Apr 11,2019 10:58AM, JST
Apr 11,2019 11:26AM, JST
Spacing:12.77 Pts/Panel1350
Plate Name: 20190411_dnabank

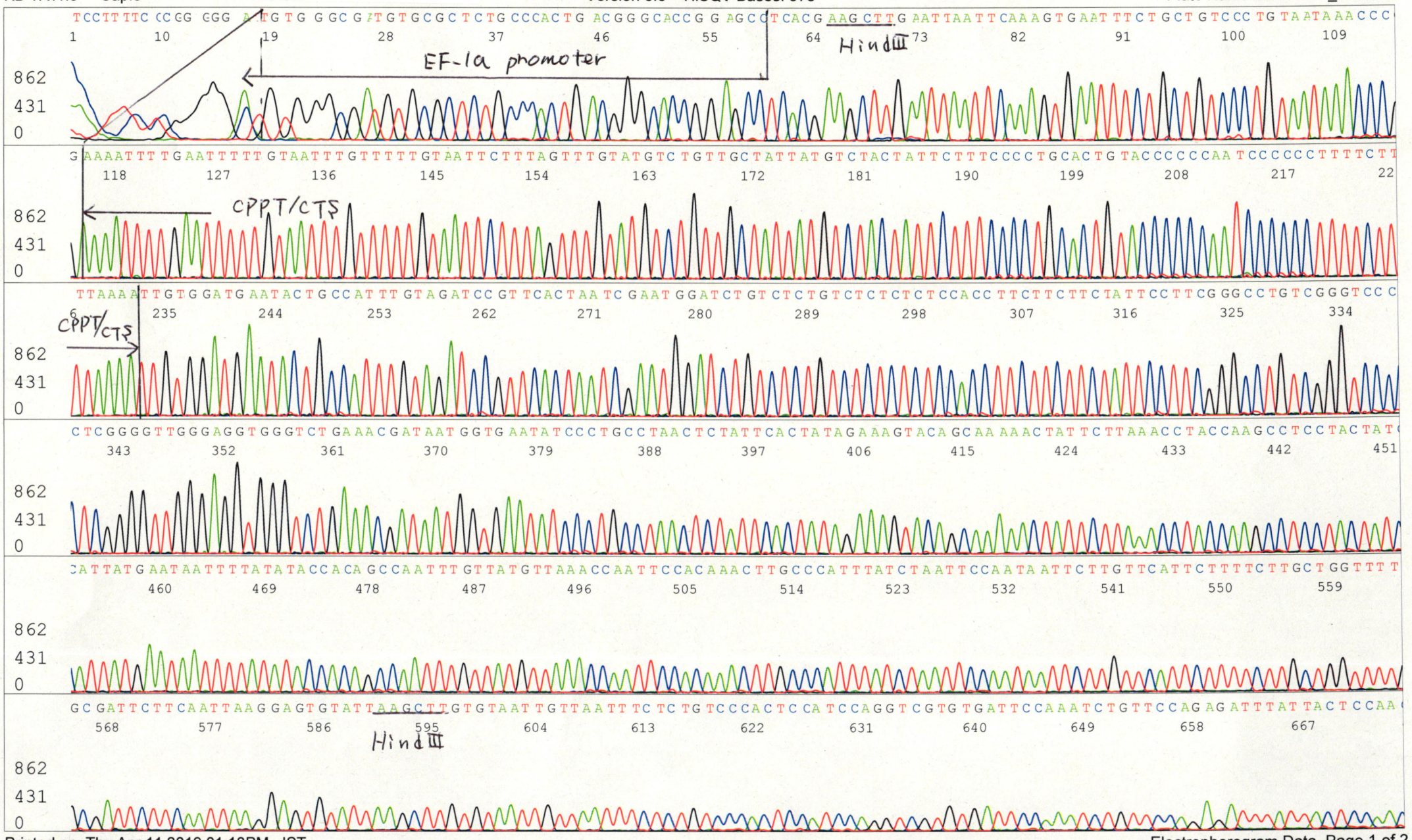

Applied Biosystems

S/N G:28 A:49 T:55 C:48
KB.bcp
KB 1.4.1.8 Cap:3

15442_15442_A9Da_EF1a-N_R_C01_03_ABI08
15442_15442_A9Da_EF1a-N_R
KB_3500_POP7_BDTv3.mob
Pts 1564 to 13939 Pk1 Loc:1541
Version 6.0 HiSQV Bases: 975

Inst Model/Name 3500/3500 Instrument
Apr 11,2019 10:58AM, JST
Apr 11,2019 11:26AM, JST
Spacing:12.77 Pts/Panel1350
Plate Name: 20190411_dnabank

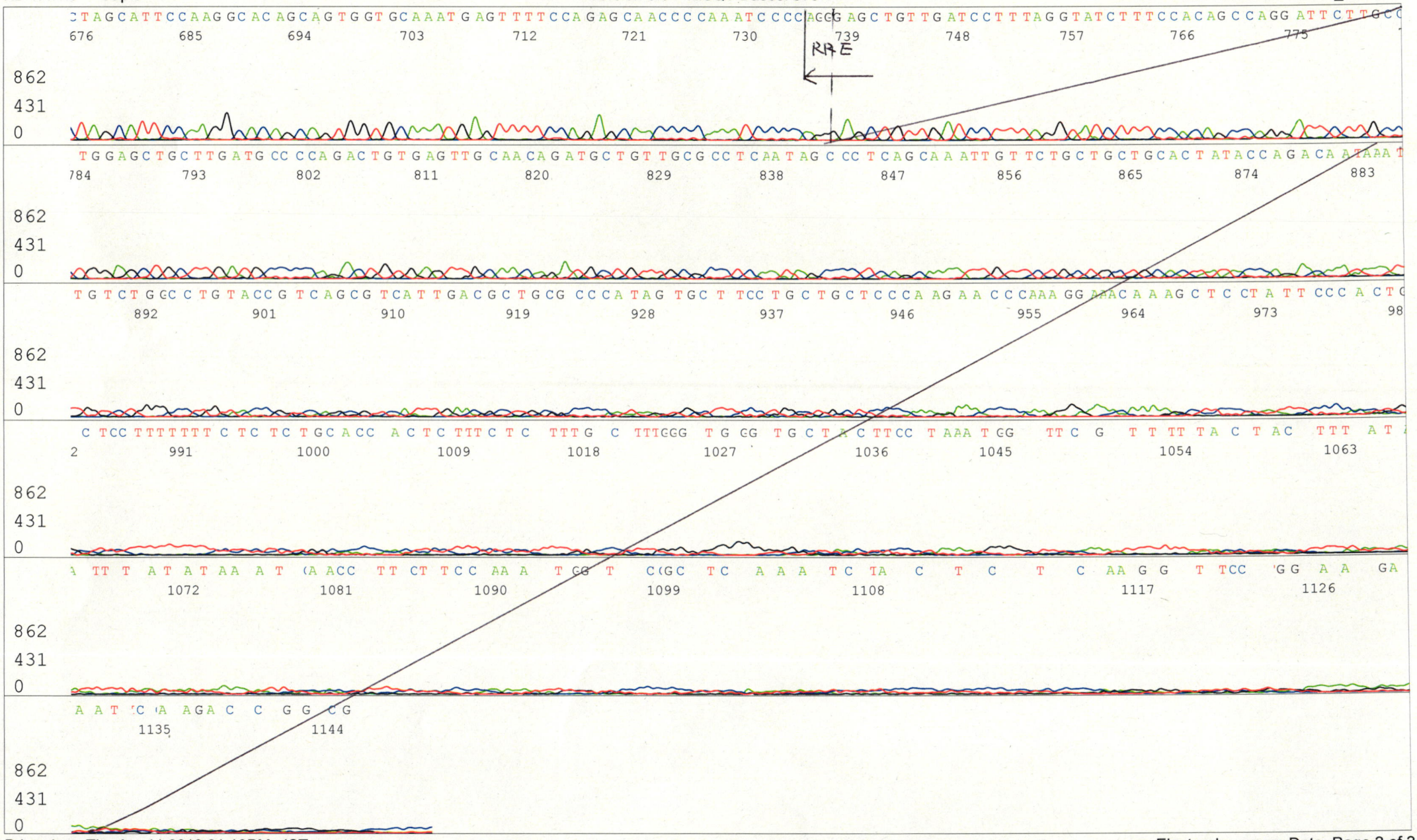

Applied Biosystems

S/N G:452 A:487 T:443 C:680
KB.bcp
KB 1.4.1.8 Cap:10

primer name : E : BGH_rev2
5'- TATTAGGAAAGGACAGTGGG -3'

D05018A2_A7Jv_2_BGH_rev2_D01_10_ABI24
D05018A2_A7Jv_2_BGH_rev2
KB_3500_POP7_BDTv3.mob
Pts 1399 to 13199 Pk1 Loc:1376
Version 6.0 HiSQV Bases: 965

Inst Model/Name 3500/3500 Instrument
Nov 17,2017 01:58PM, JST
Nov 17,2017 02:32PM, JST
Spacing:11.85 Pts/Panel1350
Plate Name: 20171117 dnabank

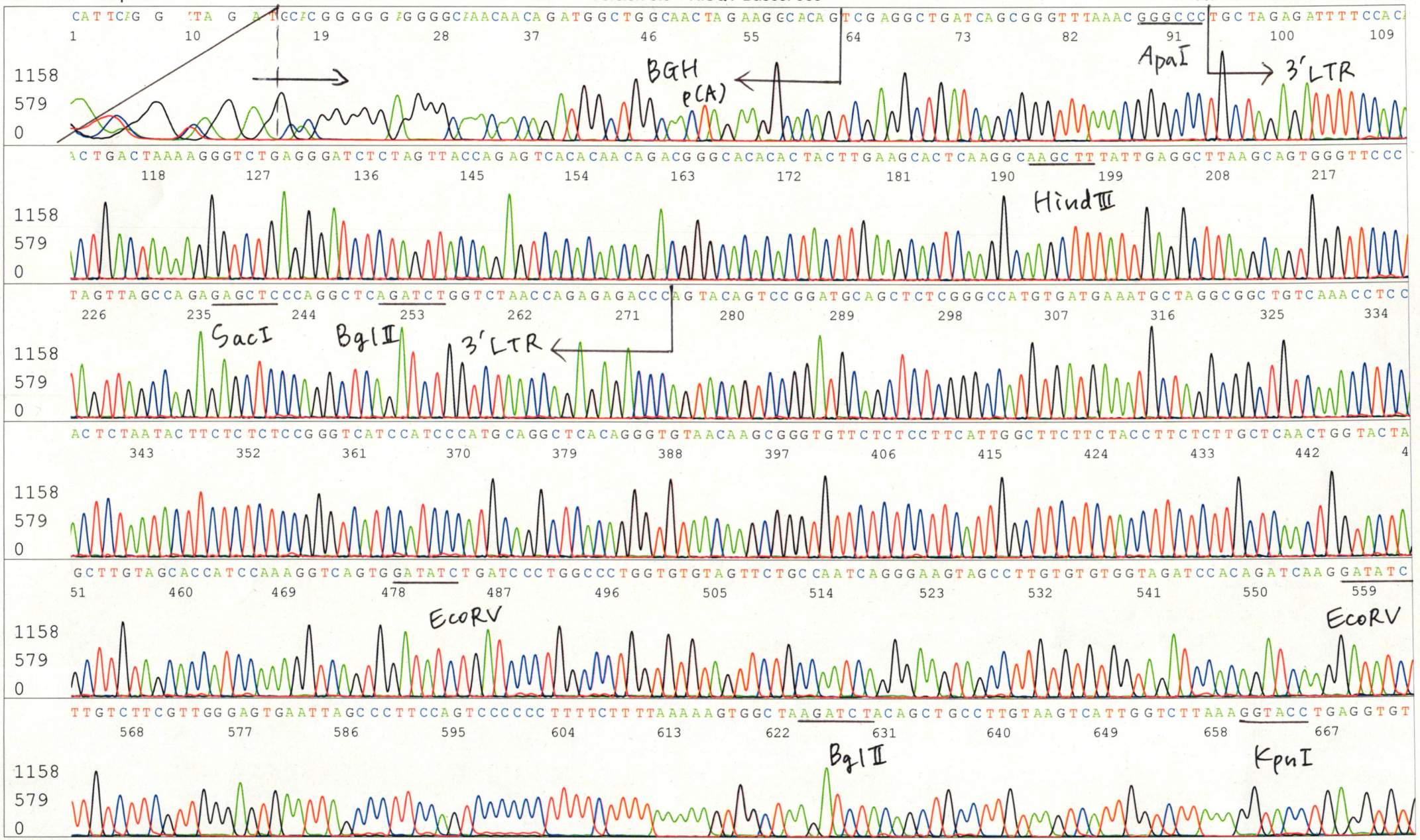

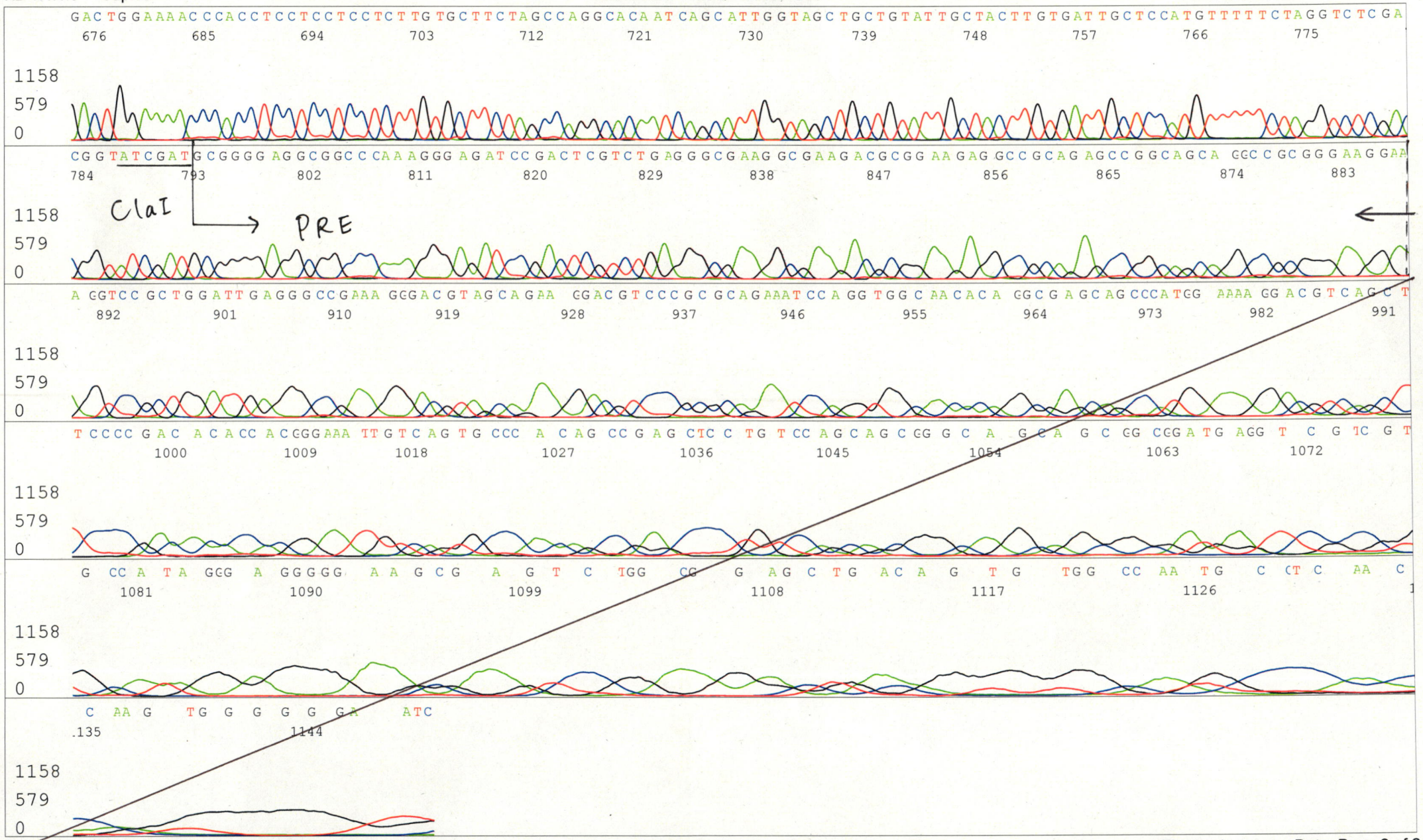
ClaI
PRE

Applied Biosystems

S/N G:65 A:50 T:50 C:72
KB.bcp
KB 1.4.1.8 Cap:13

primer name F : SV40pro_F
5'- TATTTATGCAGAGGCCGAGG -3'

D05018A2_A7Jv_2_SV40pro_F_E01_13_ABI24
D05018A2_A7Jv_2_SV40pro_F
KB_3500_POP7_BDTv3.mob
Pts 1353 to 12910 Pk1 Loc:1330
Version 6.0 HiSQV Bases: 1006

Inst Model/Name 3500/3500 Instrument
Nov 17,2017 01:58PM, JST
Nov 17,2017 02:32PM, JST
Spacing:11.54 Pts/Panel1350
Plate Name: 20171117 dnabank

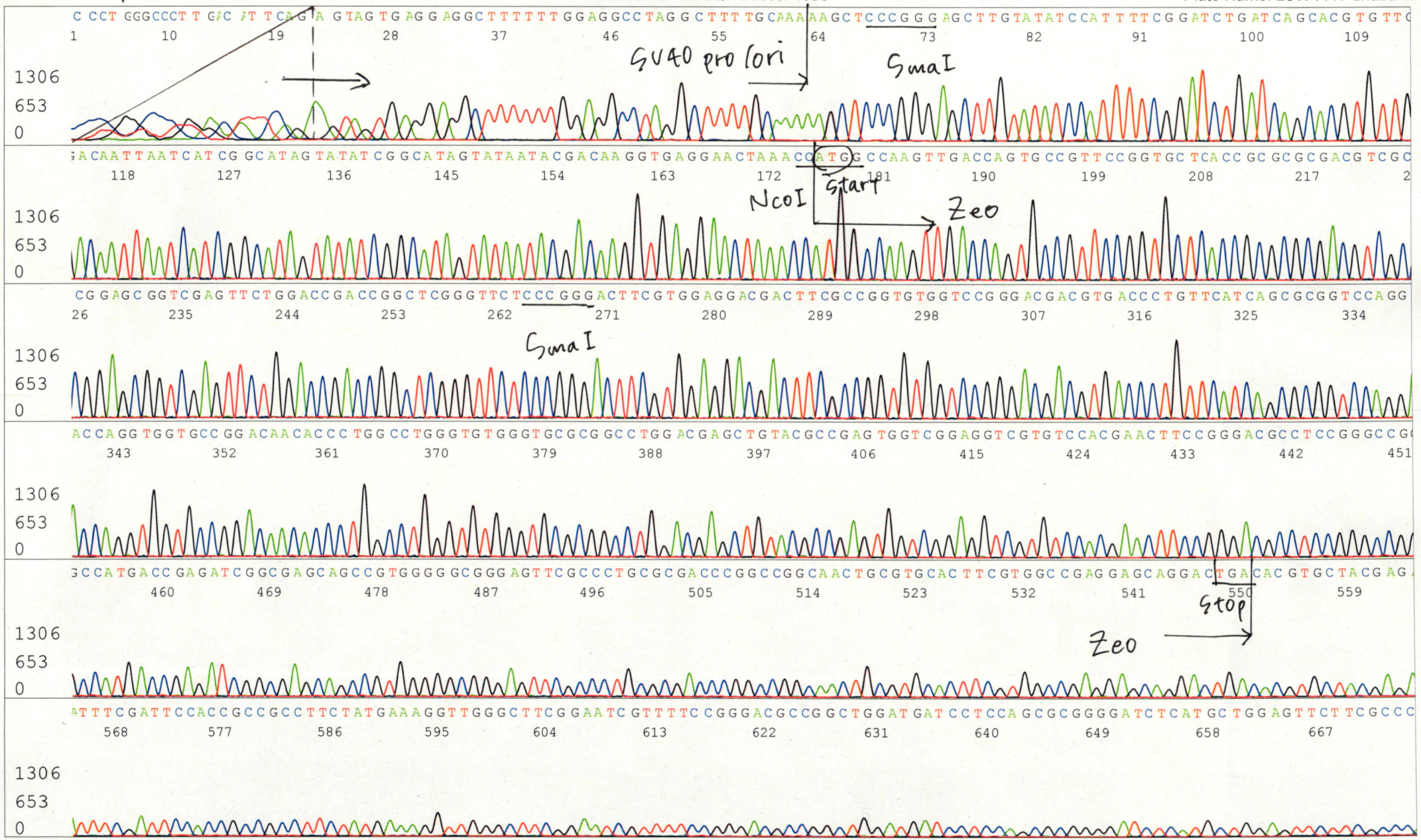

Applied Biosystems

S/N G:65 A:50 T:50 C:72
KB.bcp
KB 1.4.1.8 Cap:13

D05018A2_A7Jv_2_SV40pro_F_E01_13_ABI24
D05018A2_A7Jv_2_SV40pro_F
KB_3500_POP7_BDTv3.mob
Pts 1353 to 12910 Pk1 Loc:1330
Version 6.0 HiSQV Bases: 1006

Inst Model/Name 3500/3500 Instrument
Nov 17,2017 01:58PM, JST
Nov 17,2017 02:32PM, JST
Spacing:11.54 Pts/Panel1350
Plate Name: 20171117 dnabank