Gene Engineering Division
RIKEN BioResource Research Center

RIKEN DNA BANK

clone name : pEF-FLAG-mouse myosin Va MC-tail (Melanocyte type)

- Clone ID : RDB _ 15285
- Lot : 15285 _ A7Go
- DNA Concentration : 25 nanogram/microliter
- Volume : 40 microliter
- Form : DNA solution in TE buffer
- Host : DH5 alpha
- Culture : LB medium
- Antibiotics : 100 microgram/ml Ampicillin
- Purification : QIAGEN QIAprep Spin Miniprep kit
- Digestion by restriction enzyme

2-Log DNA Ladder
(NEB#N3200L),
250 ng/well

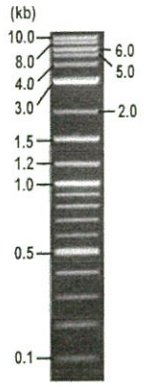

Erectrophoresis : 100 nanogram DNA per lane ; 1% agarose gel , 1 x TAE Buffer

Restriction enzyme		Expected size of fragment	
BamHI	:	8.2	kbp
NotI	:	5.2, 3.0	kbp
HIndIII	:	4.7, 3.8, 0.2	kbp
	:		kbp
	:		kbp

- Confirmation of the insertion sequence

Sequence name	Primer name	Sequence name	Primer name
Sequence - A	EF1a-C_F	Sequence - E	-
Sequence - B	hGCSF_R	Sequence - F	-
Sequence - C	-	Sequence - G	-
Sequence - D	-	Sequence - H	-

APPROVED BY : 確認 18.6.20 岸川

Applied Biosystems

S/N G:643 A:713 T:427 C:482
KB.bcp
KB 1.4.1.8 Cap:7

primer name A : EF1a-C_F
5'-AGTTAGGCCAGCTTGGCACTTGATG-3'

D04773A3_A7Go_1_EF1a-C_F_C07_07_ABI24
D04773A3_A7Go_1_EF1a-C_F
KB_3500_POP7_BDTv3.mob
Pts 1538 to 12836 Pk1 Loc:1515
Version 6.0 HiSQV Bases: 949

Inst Model/Name 3500/3500 Instrument
Sep 19,2017 02:40PM, JST
Sep 19,2017 03:06PM, JST
Spacing:11.43 Pts/Panel1350
Plate Name: 20170919kitaku

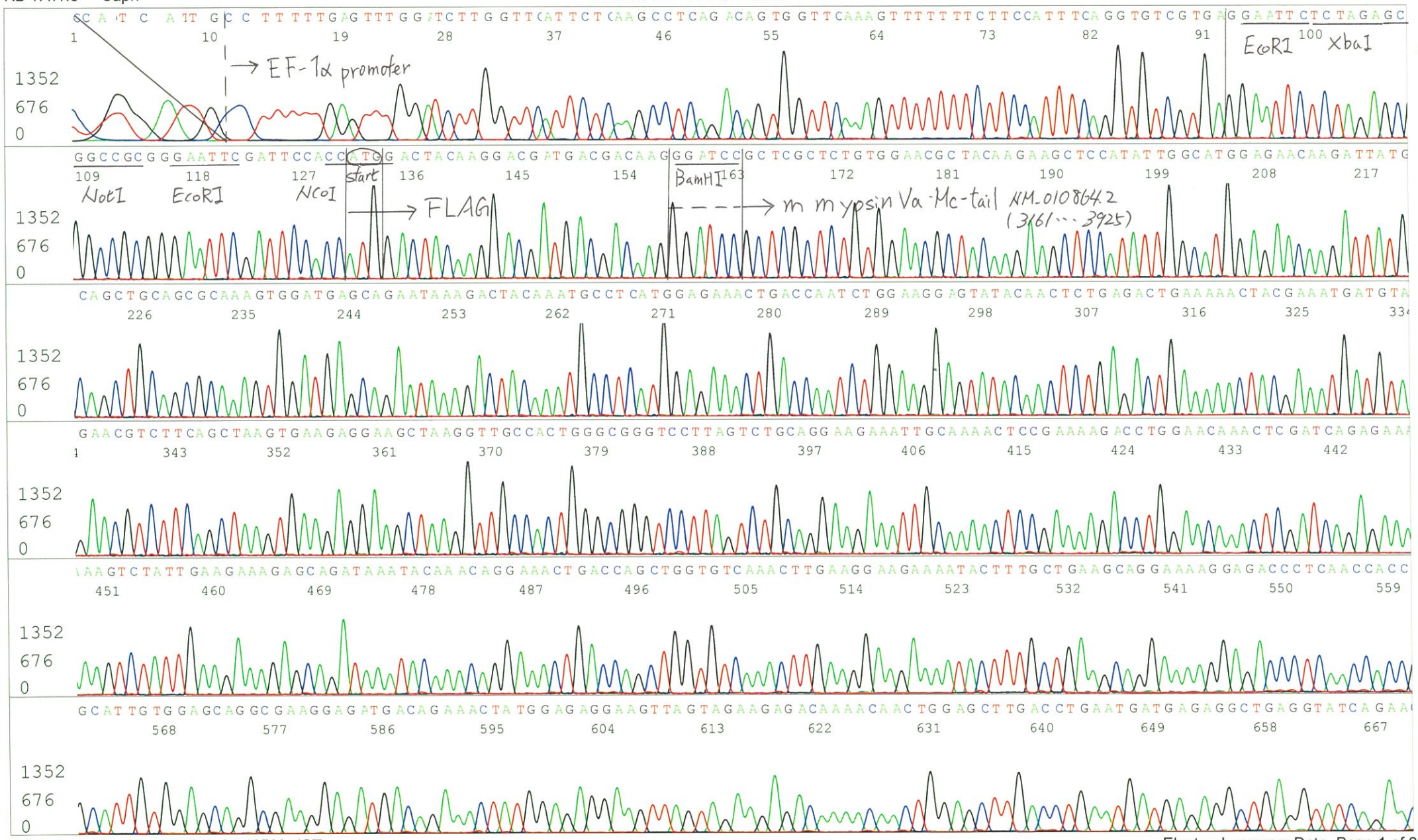

Applied Biosystems

S/N G:643 A:713 T:427 C:482
KB.bcp
KB 1.4.1.8 Cap:7

D04773A3_A7Go_1_EF1a-C_F_C07_07_ABI24
D04773A3_A7Go_1_EF1a-C_F
KB_3500_POP7_BDTv3.mob
Pts 1538 to 12836 Pk1 Loc:1515
Version 6.0 HiSQV Bases: 949

Inst Model/Name 3500/3500 Instrument
Sep 19,2017 02:40PM, JST
Sep 19,2017 03:06PM, JST
Spacing:11.43 Pts/Panel1350
Plate Name: 20170919kitaku

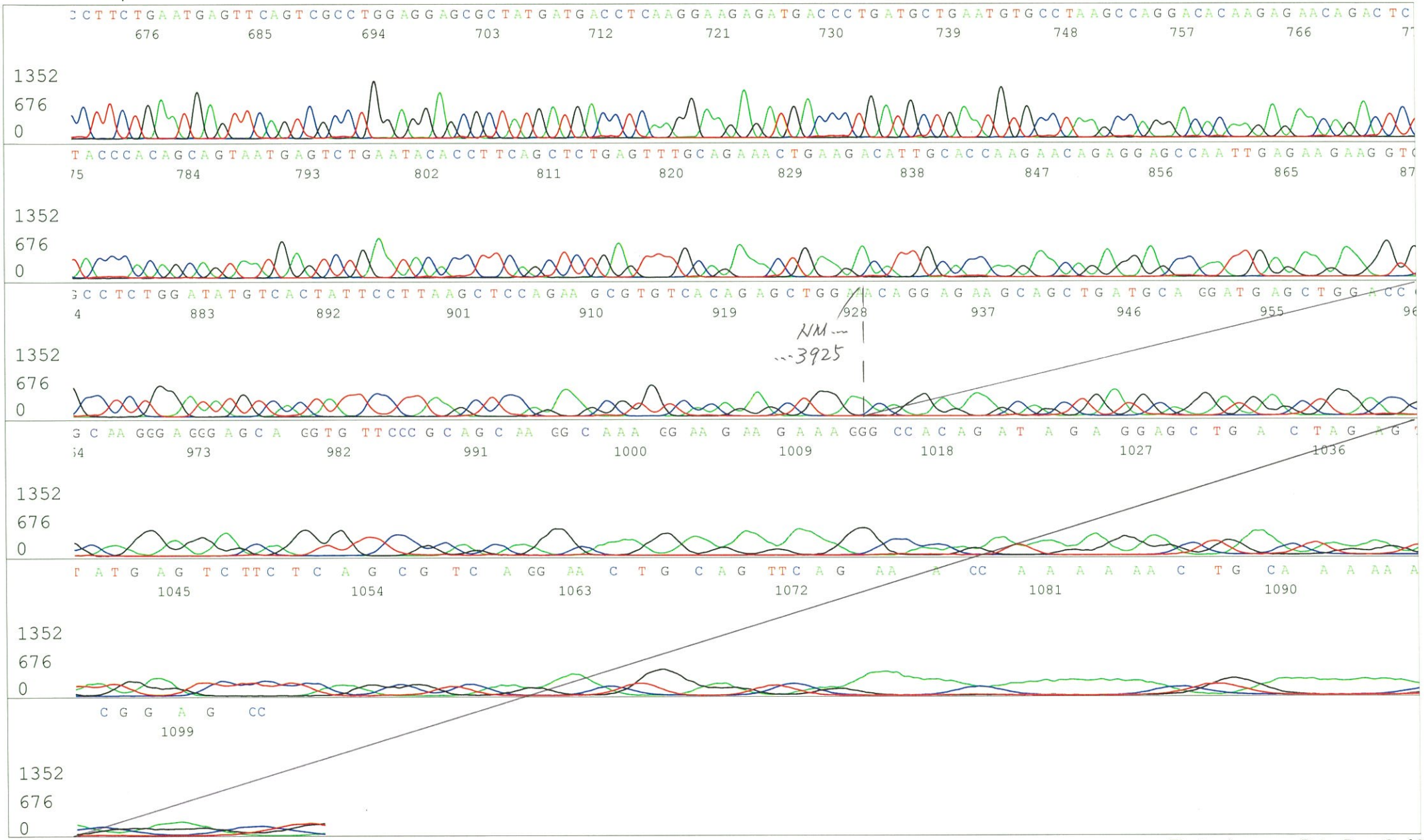

Applied Biosystems

S/N G:679 A:511 T:467 C:493
KB.bcp
KB 1.4.1.8 Cap:8

primer name B : hGCSF_R
5'-TATTAAACAGGGATTTCTTG-3'

D04773A3_A7Go_1_hGCSF_R_C08_08_ABI24
D04773A3_A7Go_1_hGCSF_R
KB_3500_POP7_BDTv3.mob
Pts 1511 to 12944 Pk1 Loc:1488
Version 6.0 HiSQV Bases: 963

Inst Model/Name 3500/3500 Instrument
Sep 19,2017 02:40PM, JST
Sep 19,2017 03:06PM, JST
Spacing:11.5 Pts/Panel1350
Plate Name: 20170919kitaku

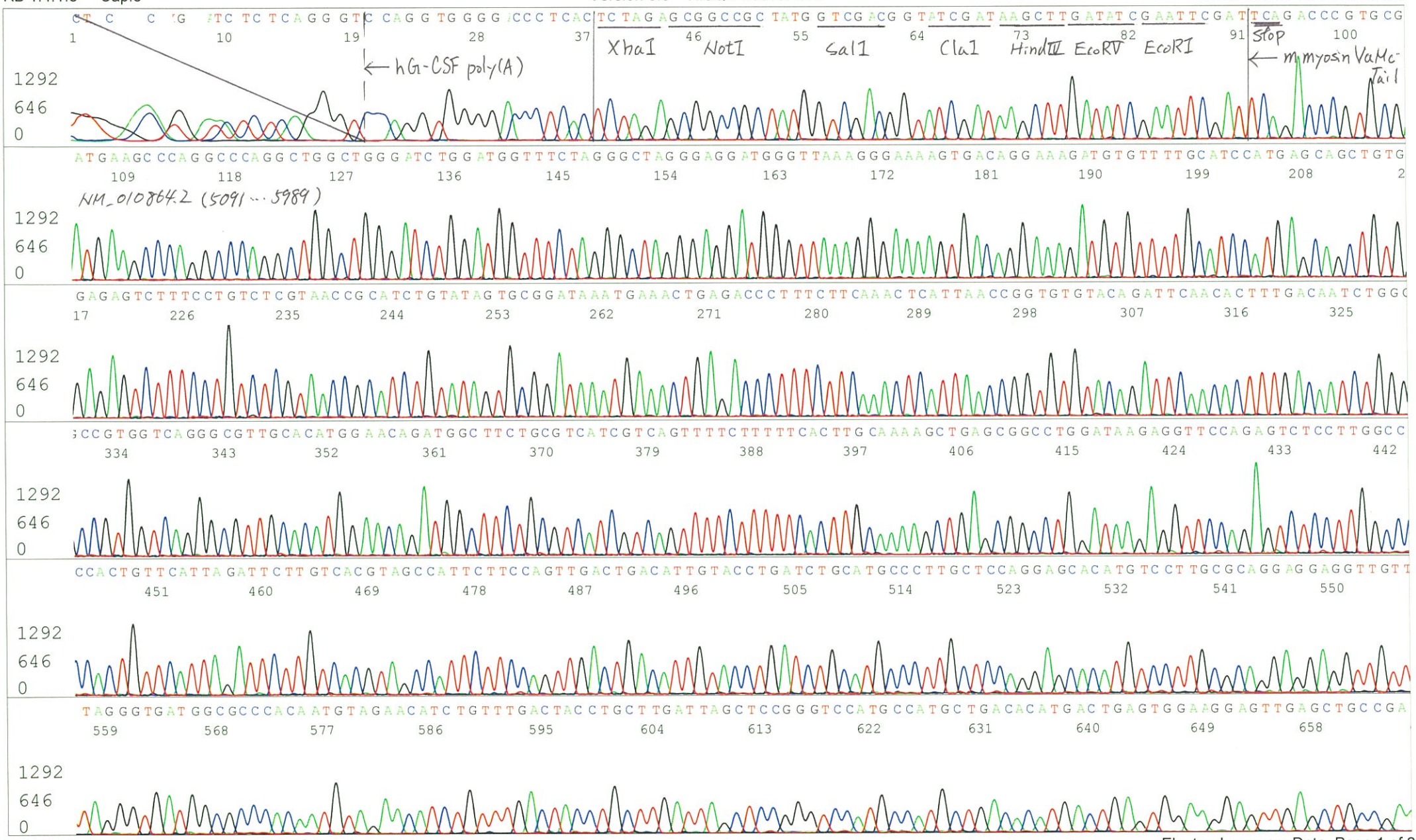

Applied Biosystems

S/N G:679 A:511 T:467 C:493
KB.bcp
KB 1.4.1.8 Cap:8

D04773A3_A7Go_1_hGCSF_R_C08_08_ABI24
D04773A3_A7Go_1_hGCSF_R
KB_3500_POP7_BDTv3.mob
Pts 1511 to 12944 Pk1 Loc:1488
Version 6.0 HiSQV Bases: 963
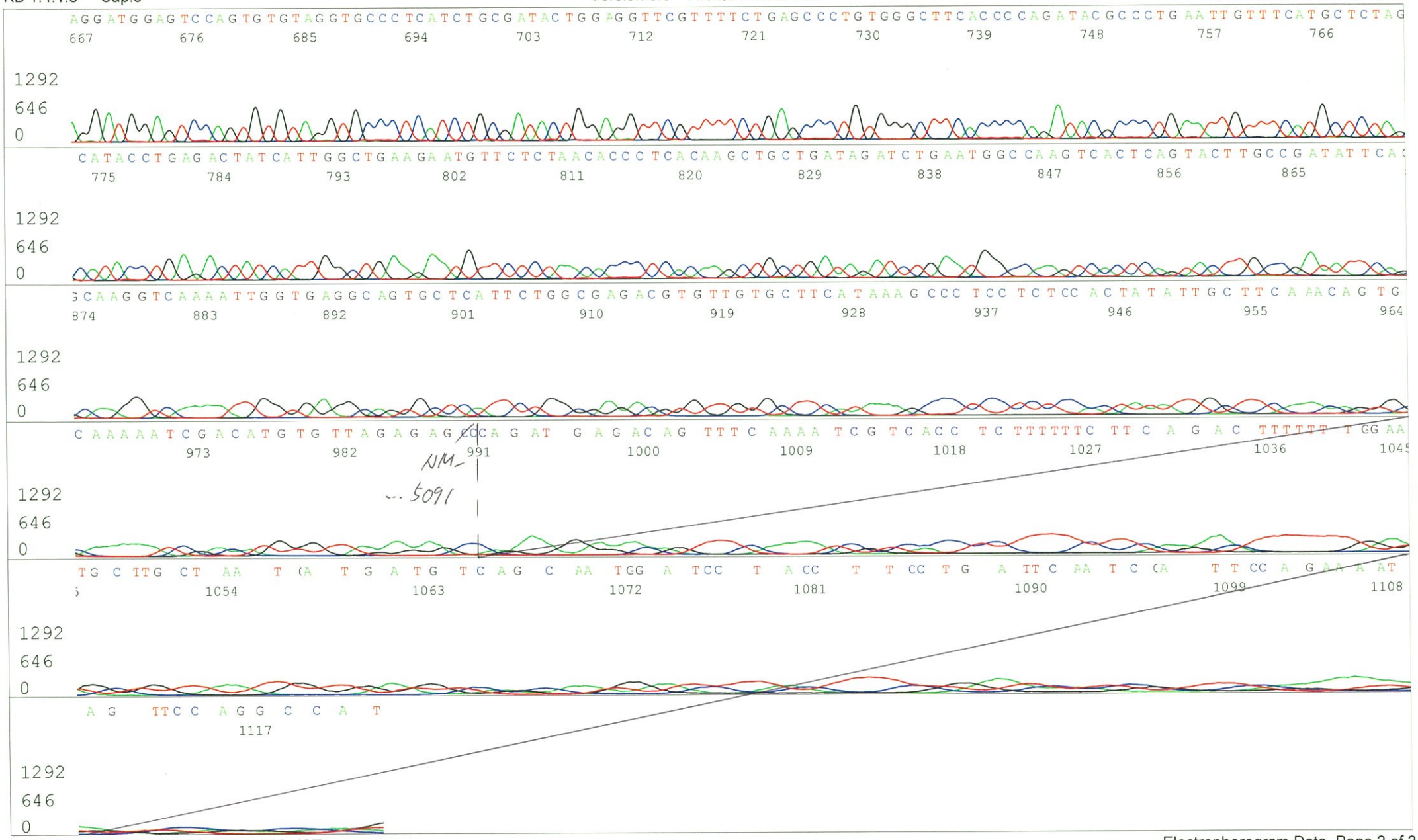
Inst Model/Name 3500/3500 Instrument
Sep 19,2017 02:40PM, JST
Sep 19,2017 03:06PM, JST
Spacing:11.5 Pts/Panel1350
Plate Name: 20170919kitaku