

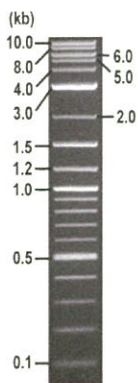


RIKEN DNA BANK

clone name : pFN18A-HP1a-Shadow-Halo

- Clone ID : RDB _ 15212
- Lot : 15212 _ A8Ks
- DNA Concentration : 25 nanogram/microliter
- Volume : 40 microliter
- Form : DNA solution in TE buffer
- Host : DH5 alpha
- Culture : LB medium
- Antibiotics : 100 microgram/ml Ampicillin
- Purification : QIAGEN QIAprep Spin Miniprep kit
- Digestion by restriction enzyme

1 kb Plus DNA Ladder
(NEB#N3200L),
250 ng/well



Electrophoresis : 100 nanogram DNA per lane ; 1% agarose gel , 1 x TAE Buffer

| Restriction enzyme | Expected size of fragment |
|--------------------|---------------------------|
| <u>XhoI</u> | <u>4.2</u> kbp |
| <u>EcoRI</u> | <u>3.1, 1.1</u> kbp |
| <u>BglII</u> | <u>2.7, 1.5</u> kbp |
| | kbp |

● Confirmation of the insertion sequence

| Sequence name | Primer name | Sequence name | Primer name |
|---------------|-------------|---------------|-------------|
| Sequence - A | Halo-C_F | Sequence - E | - |
| Sequence - B | rrnBT1ter_F | Sequence - F | - |
| Sequence - C | pTrcHis-R | Sequence - G | - |
| Sequence - D | - | Sequence - H | - |

APPROVED BY :



S/N G:30 A:38 T:38 C:49

D04544B2_A8ks_2_rnBT1ter_F

May 30, 2019 07:05AM, JST

KB.bcp

KB_3500_POP7_BDTv3.mob

May 30, 2019 07:48AM, JST

KB 1.4.1.8 Cap.6

primer name β : rnBT1ter_F
5'-AACGCTCTCCTGAGTAGG-3'

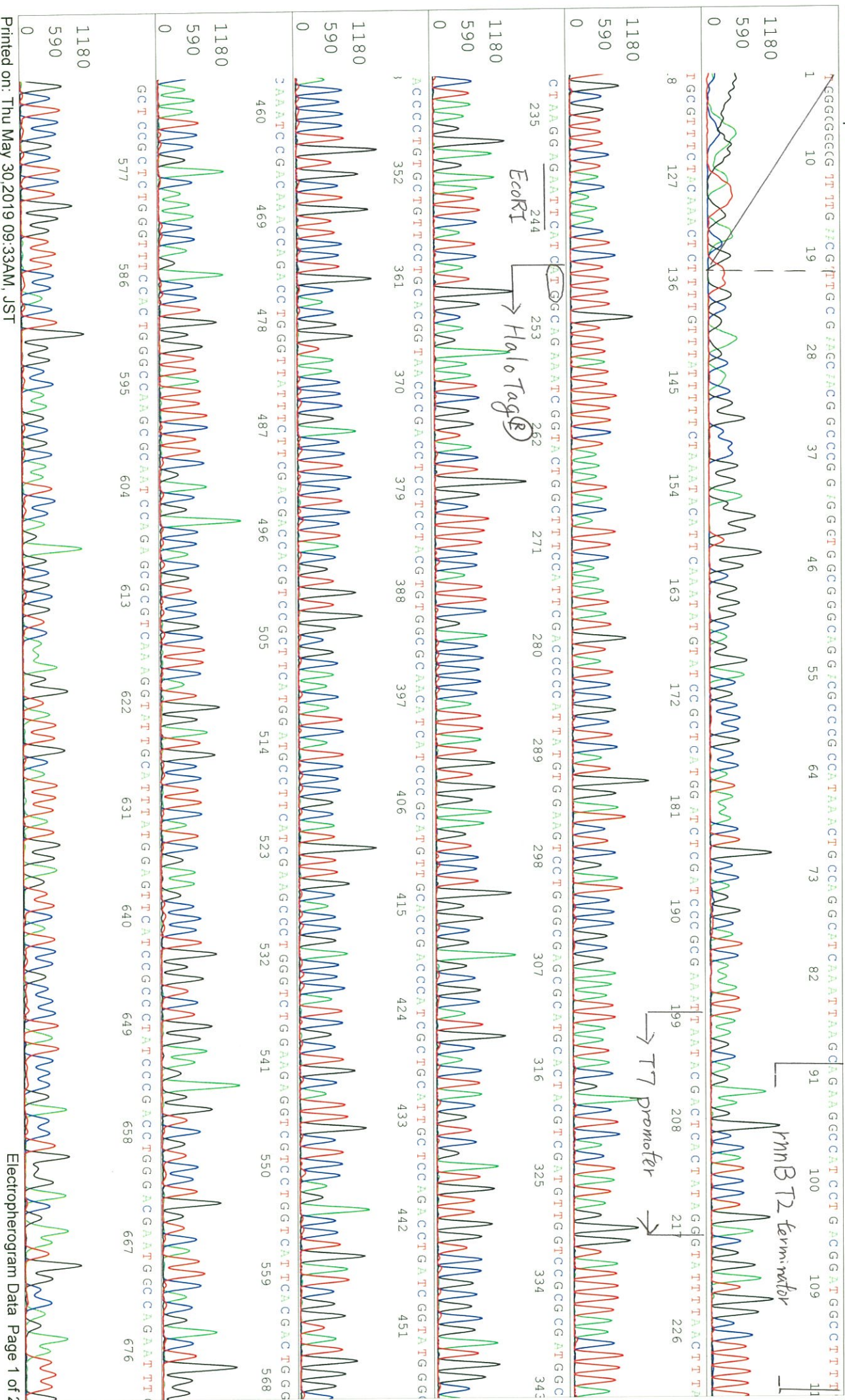
Pls 1557 to 13837 Pk1 Loc:1534


Spacing:12.72 Pts/Panel1350

KB 1.4.1.8 Cap.6

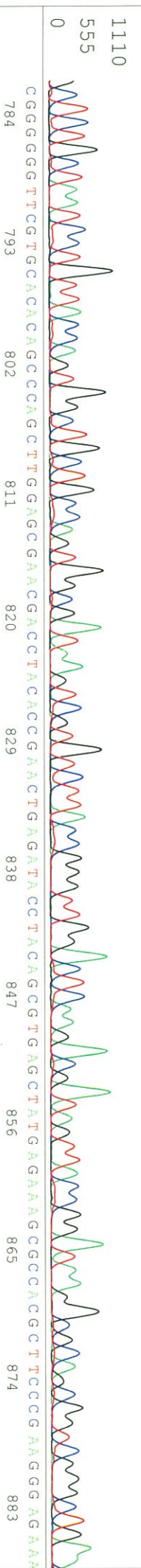
Version 6.0 HSQV Bases: 987

Plate Name: 20190530_kitaku_D04544





Version 6.0 HiSQV Bases: 1016



ori

