Gene Engineering Division
RIKEN BioResource Center

RIKEN DNA BANK

clone name : pCoGFP-Th1co

- Clone ID : RDB _ 14365
- Lot : 14365 _ A6Jc
- DNA Concentration : 25 nanogram/microliter
- Volume : 40 microliter
- Form : DNA solution in TE buffer
- Host : DH5 alpha
- Culture : LB medium
- Antibiotics : 100 microgram/ml Ampicillin
- Purification : QIAGEN QIAprep Spin Miniprep kit
- Digestion by restriction enzyme

2-Log DNA Ladder
(NEB#N3200L),
125 ng/well

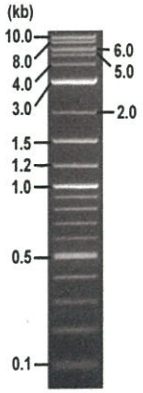

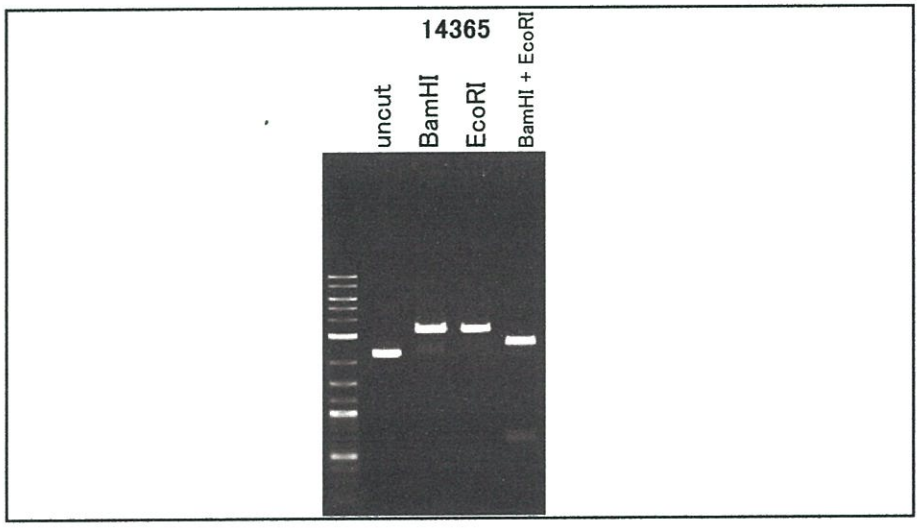

Erectrophoresis : 100 nanogram DNA per lane ; 1% agarose gel , 1 x TAE Buffer

Restriction enzyme		Expected size of fragment	
BamHI	:	3.3	kbp
EcoRI	:	3.3	kbp
BamHI + EcoRI	:	2.7, 0.7	kbp
	:		kbp
	:		kbp

- Confirmation of the insertion sequence

Sequence name	Primer name	Sequence name	Primer name
Sequence - A	Reverse2	Sequence - E	-
Sequence - B	-	Sequence - F	-
Sequence - C	-	Sequence - G	-
Sequence - D	-	Sequence - H	-

APPROVED BY :

確認
1.1.06
金藤

Applied Biosystems

S/N G:162 A:131 T:110 C:176
KB.bcp
KB 1.4.1.8 Cap:16

primer name A : Reverse2
5'- GCGGATAACAATTTCACACAGG-3'

D03707A7_A6Jc_2_Reverse2_F01_16_ABI24
D03707A7_A6Jc_2_Reverse2
KB_3500_POP7_BDTv3.mob
Pts 1433 to 12681 Pk1 Loc:1410
Version 6.0 HiSQV Bases: 994

Inst Model/Name 3500/3500 Instrument
Oct 20,2016 02:24PM, JST
Oct 20,2016 02:50PM, JST
Spacing:11.24 Pts/Panel1350
Plate Name: 20161020_kitaku

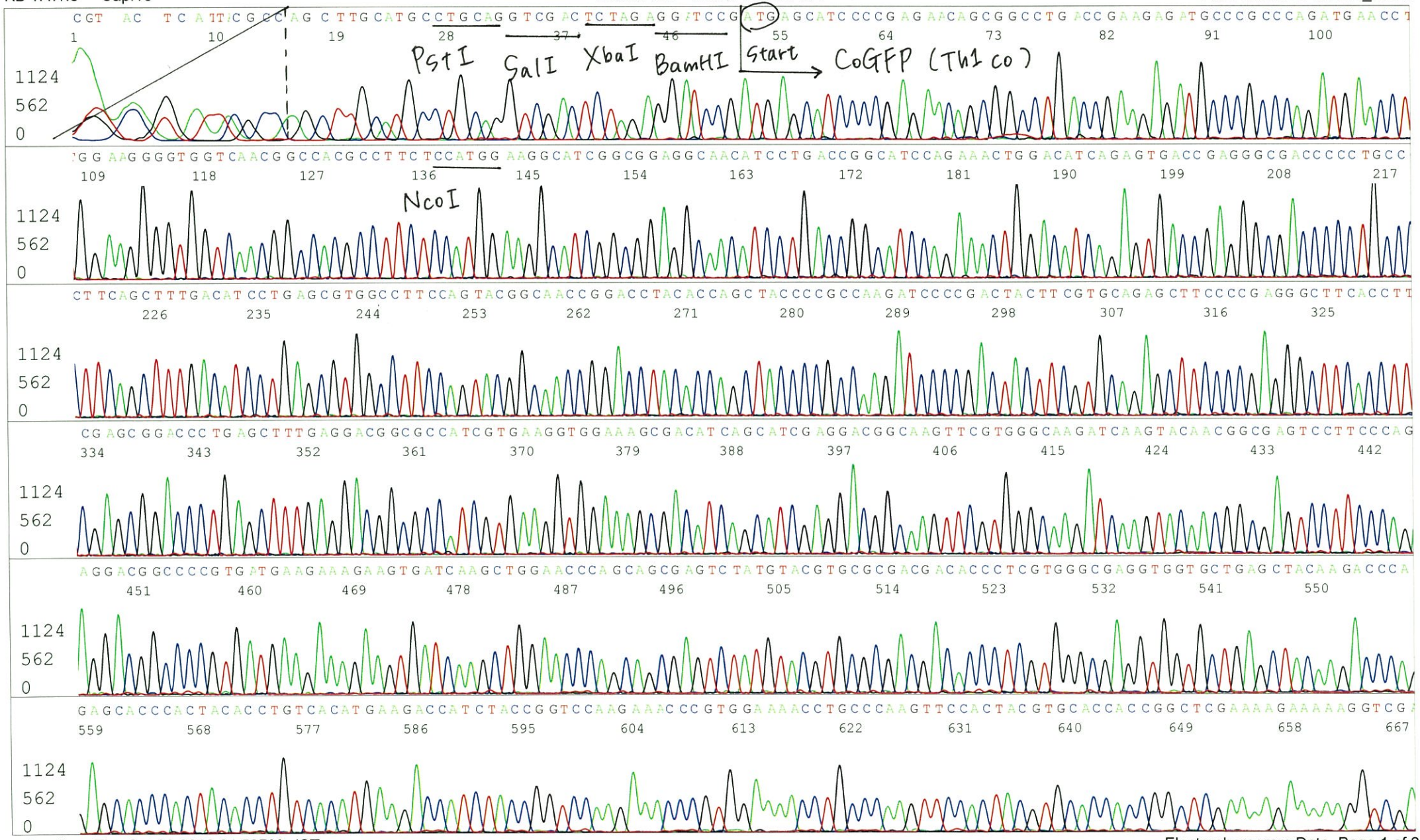

Applied Biosystems

S/N G:162 A:131 T:110 C:176
KB.bcp
KB 1.4.1.8 Cap:16

D03707A7_A6Jc_2_Reverse2_F01_16_ABI24
D03707A7_A6Jc_2_Reverse2
KB_3500_POP7_BDTv3.mob
Pts 1433 to 12681 Pk1 Loc:1410
Version 6.0 HiSQV Bases: 994
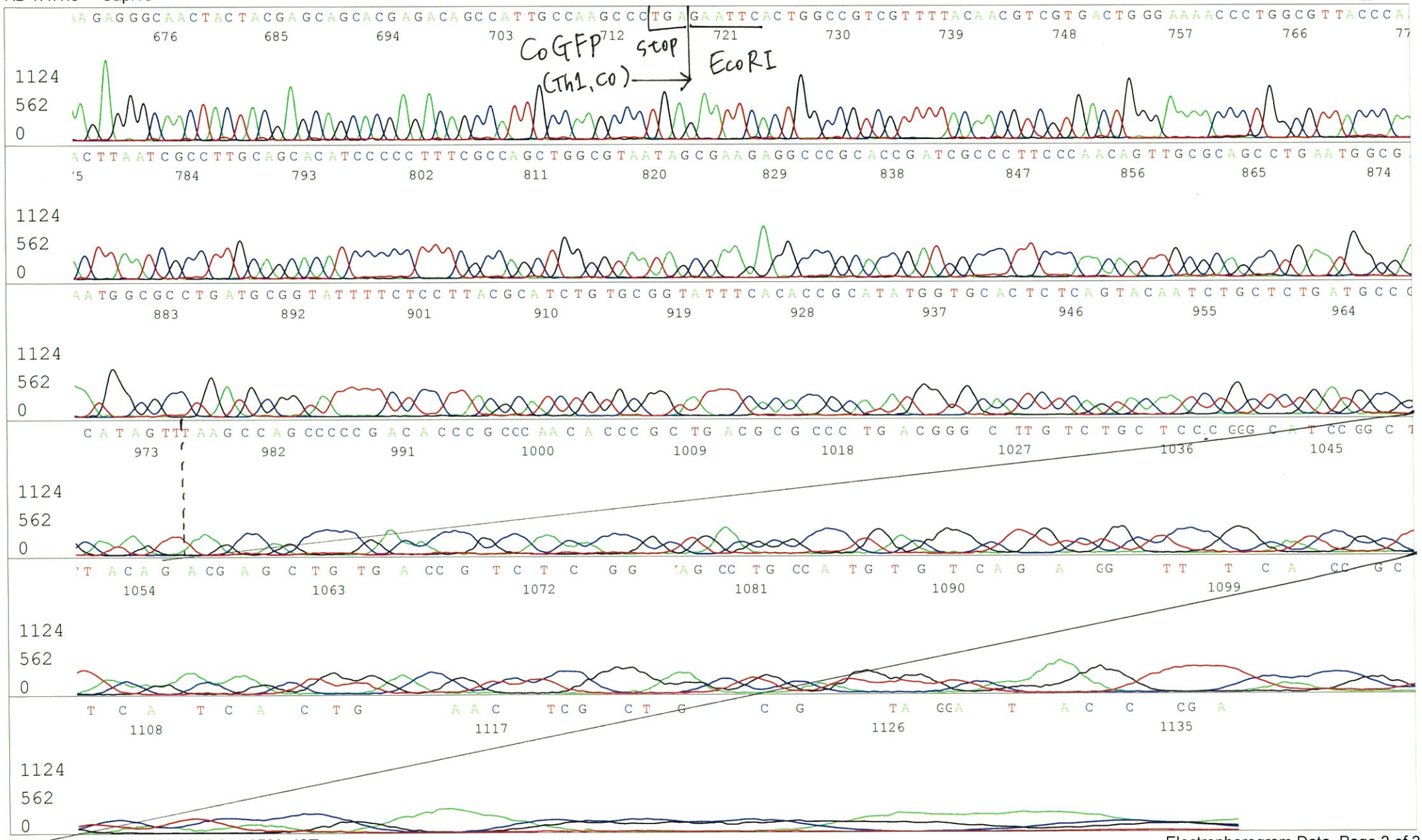
Inst Model/Name 3500/3500 Instrument
Oct 20,2016 02:24PM, JST
Oct 20,2016 02:50PM, JST
Spacing:11.24 Pts/Panel1350
Plate Name: 20161020_kitaku