Gene Engineering Division
RIKEN BioResource Center

RIKEN DNA BANK clone name : pN1-G-CaMP2

- Clone ID : RDB _ 06750
- Lot : 14349 _ A6Iu
- DNA Concentration : 25 nanogram/microliter
- Volume : 40 microliter
- Form : DNA solution in TE buffer
- Host : DH5 alpha
- Culture : LB medium
- Antibiotics : 25 microgram/ml kanamycin
- Purification : QIAGEN QIAprep Spin Miniprep kit
- Digestion by restriction enzyme

2-Log DNA Ladder
(NEB#N3200L),
125 ng/well

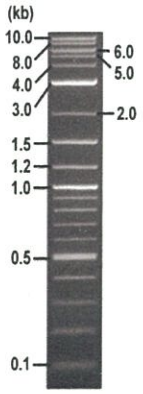

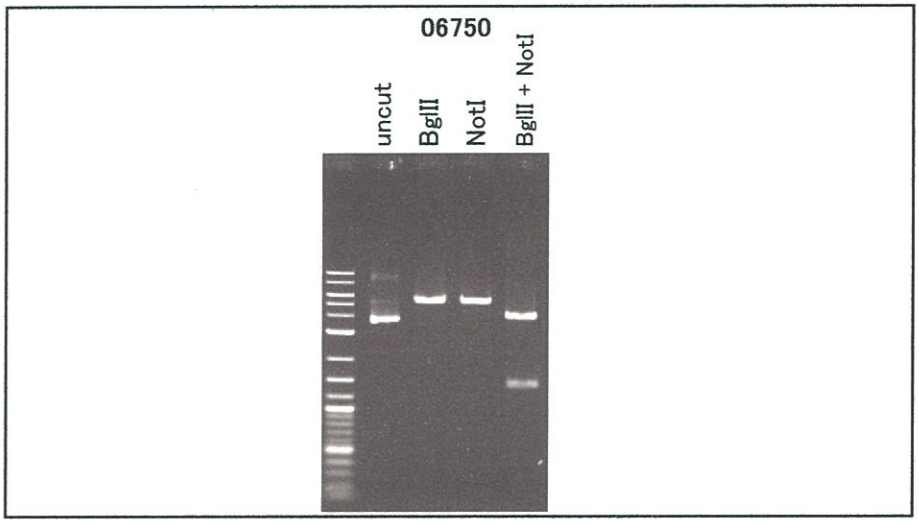

Erectrophoresis : 100 nanogram DNA per lane ; 1% agarose gel , 1 x TAE Buffer

Restriction enzyme		Expected size of fragment	
BglII	:	5.3	kbp
NotI	:	5.3	kbp
BglII + NotI	:	3.9, 1.4	kbp
	:		kbp
	:		kbp

- Confirmation of the insertion sequence

Sequence name	Primer name	Sequence name	Primer name
Sequence - A	CMV-Forward	Sequence - E	-
Sequence - B	ME-1290Rv	Sequence - F	-
Sequence - C	SV40pro_F_V2	Sequence - G	-
Sequence - D	-	Sequence - H	-

APPROVED BY : 確認 16.10.07 金藤

Applied Biosystems

06750_14349_A6lu_CMV-Forward_A01_01_ABI24
06750_14349_A6lu_CMV-Forward
KB_3500_POP7_BDTv3.mob
Pts 1473 to 13013 Pk1 Loc:1450
Version 6.0 HiSQV Bases: 945

Inst Model/Name 3500/3500 Instrument
Oct 06,2016 09:42AM, JST
Oct 06,2016 10:08AM, JST
Spacing:11.61 Pts/Panel1350
Plate Name: 20161006_dnabank

S/N G:1419 A:1389 T:1165 C:2183
KB.bcp
KB 1.4.1.8 Cap:1

primer name A : CMV-Forward
5'- GCACCAAAATCAACGGGACTT-3'

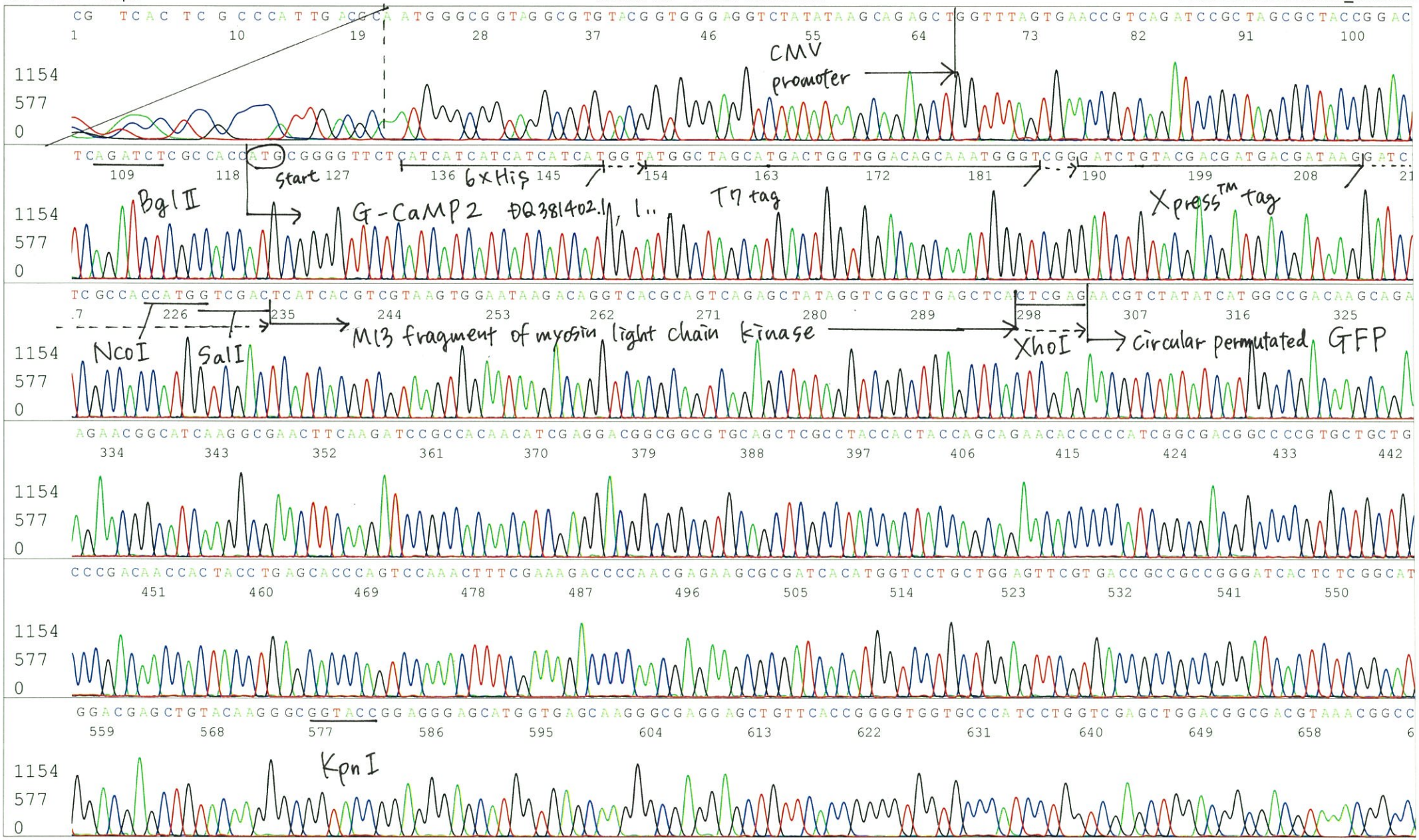

Applied Biosystems

S/N G:1419 A:1389 T:1165 C:2183
KB.bcp
KB 1.4.1.8 Cap:1

06750_14349_A6lu_CMV-Forward_A01_01_ABI24
06750_14349_A6lu_CMV-Forward
KB_3500_POP7_BDTv3.mob
Pts 1473 to 13013 Pk1 Loc:1450
Version 6.0 HiSQV Bases: 945

Inst Model/Name 3500/3500 Instrument
Oct 06,2016 09:42AM, JST
Oct 06,2016 10:08AM, JST
Spacing:11.61 Pts/Panel1350
Plate Name: 20161006_dnabank

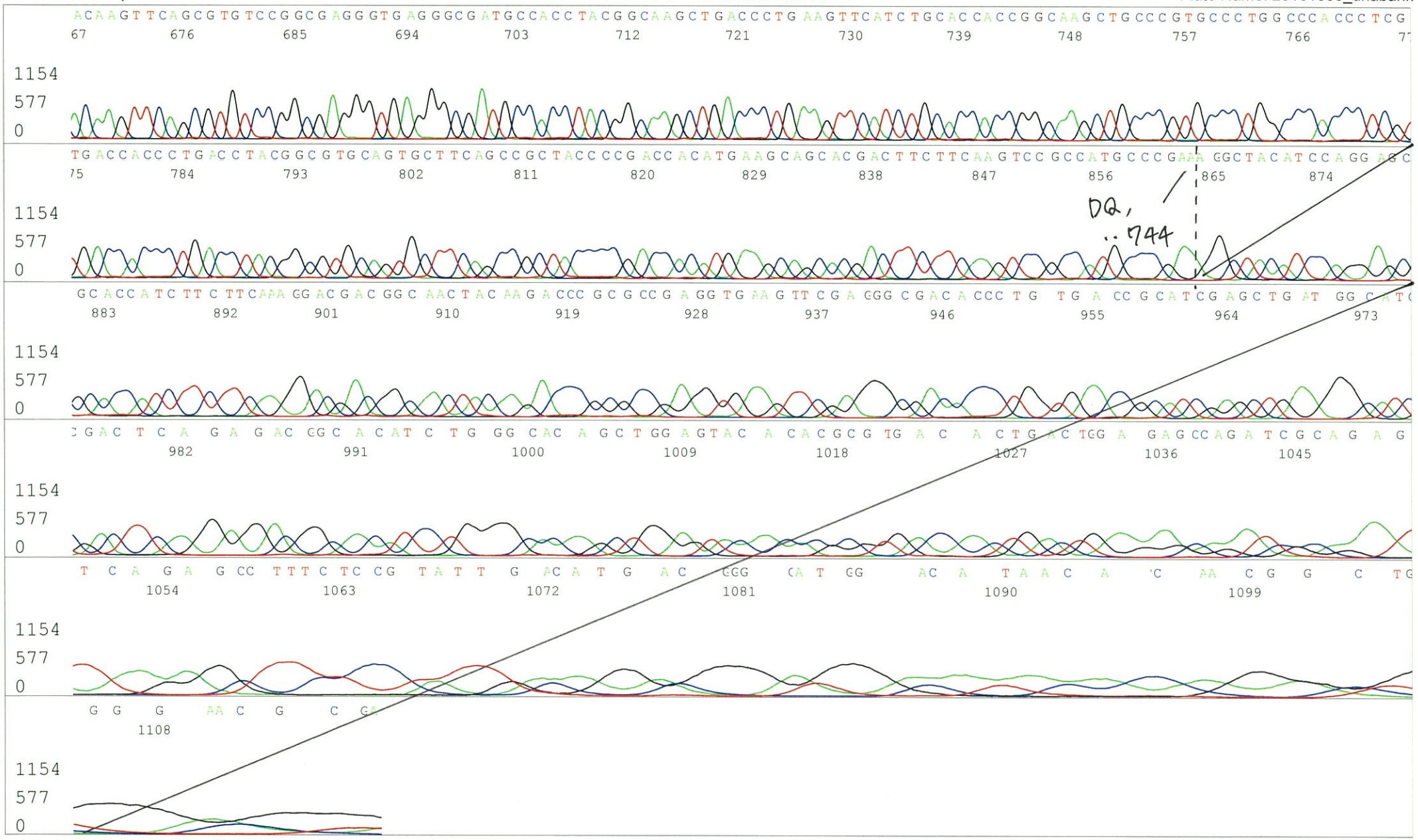

Applied Biosystems

S/N G:1015 A:903 T:1259 C:1750
KB.bcp
KB 1.4.1.8 Cap:4

primer name B : ME-1290Rv
5'-ATAAGCTGCAATAAACAAGTTAACAAC-3'

06750_14349_A6lu_ME-1290Rv_B01_04_ABI24
06750_14349_A6lu_ME-1290Rv
KB_3500_POP7_BDTv3.mob
Pts 1455 to 12986 Pk1 Loc:1432
Version 6.0 HiSQV Bases: 947

Inst Model/Name 3500/3500 Instrument
Oct 06,2016 09:42AM, JST
Oct 06,2016 10:08AM, JST
Spacing:11.66 Pts/Panel1350
Plate Name: 20161006_dnabank

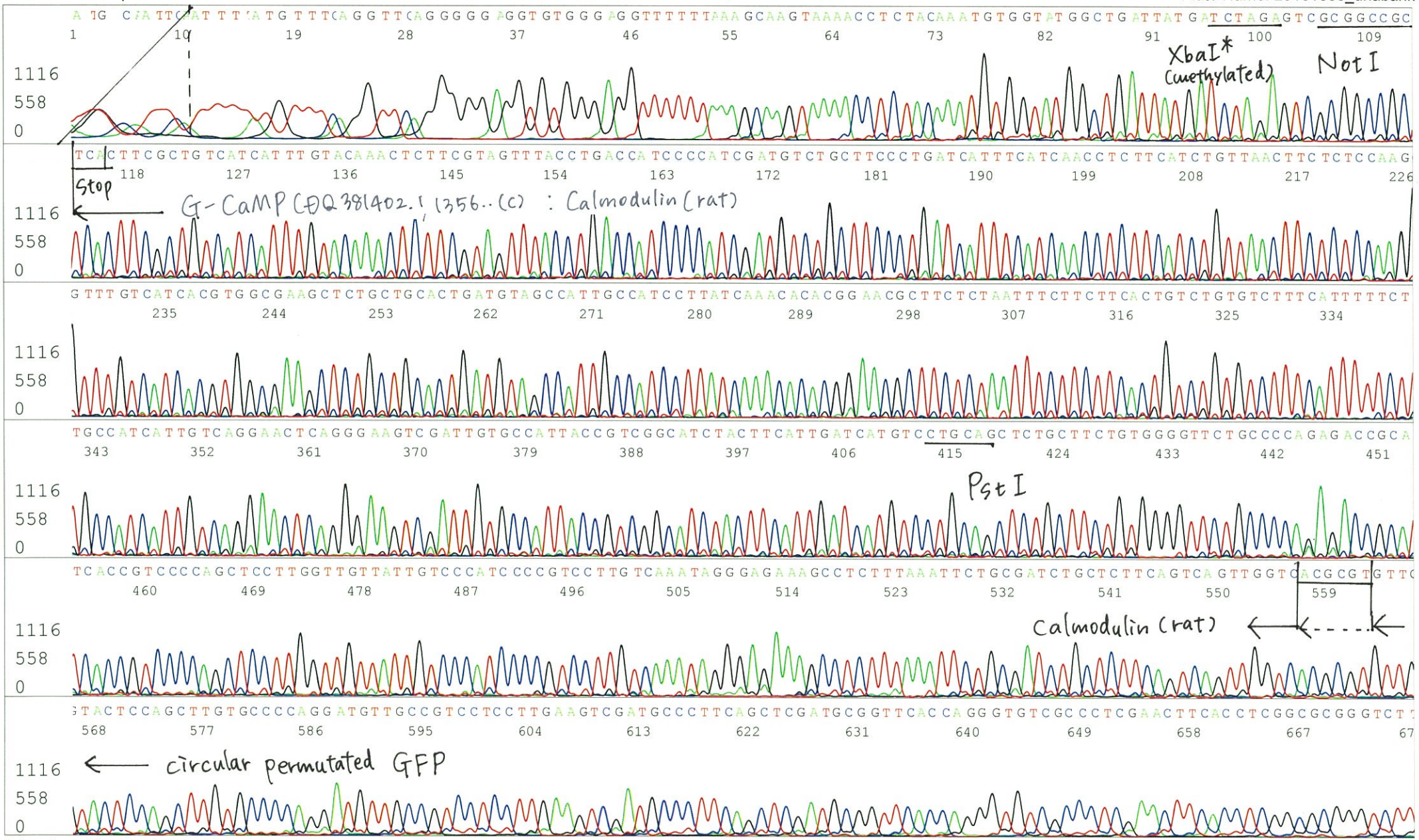

Applied Biosystems

S/N G:1015 A:903 T:1259 C:1750
KB.bcp
KB 1.4.1.8 Cap:4

06750_14349_A6lu_ME-1290Rv_B01_04_ABI24
06750_14349_A6lu_ME-1290Rv
KB_3500_POP7_BDTv3.mob
Pts 1455 to 12986 Pk1 Loc:1432
Version 6.0 HiSQV Bases: 947

Inst Model/Name 3500/3500 Instrument
Oct 06,2016 09:42AM, JST
Oct 06,2016 10:08AM, JST
Spacing:11.66 Pts/Panel1350
Plate Name: 20161006_dnabank

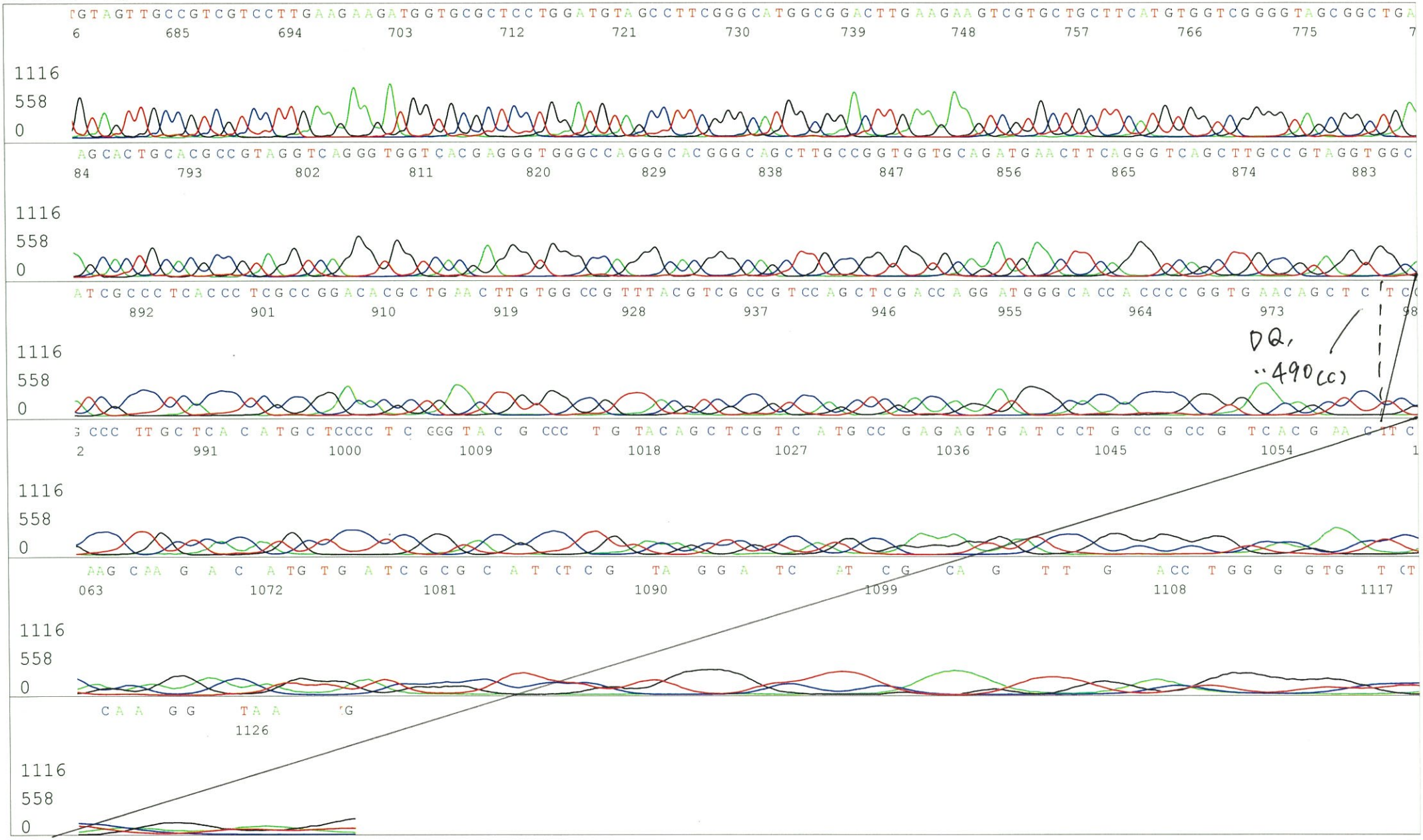

Printed on: Thu Oct 06,2016 11:46AM, JST

Applied Biosystems

06750_14349_A6lu_SV40pro_F_V2_C01_07_ABI24
06750_14349_A6lu_SV40pro_F_V2
KB_3500_POP7_BDTv3.mob
Pts 1504 to 12871 Pk1 Loc:1481
Version 6.0 HiSQV Bases: 923

Inst Model/Name 3500/3500 Instrument
Oct 06,2016 09:42AM, JST
Oct 06,2016 10:08AM, JST
Spacing:11.76 Pts/Panel1350
Plate Name: 20161006_dnabank

S/N G:797 A:593 T:790 C:1248
KB.bcp
KB 1.4.1.8 Cap:7

primer name C : SV40pro_F_V2
5'- TCGGCCTCTGAGCTATTC -3'

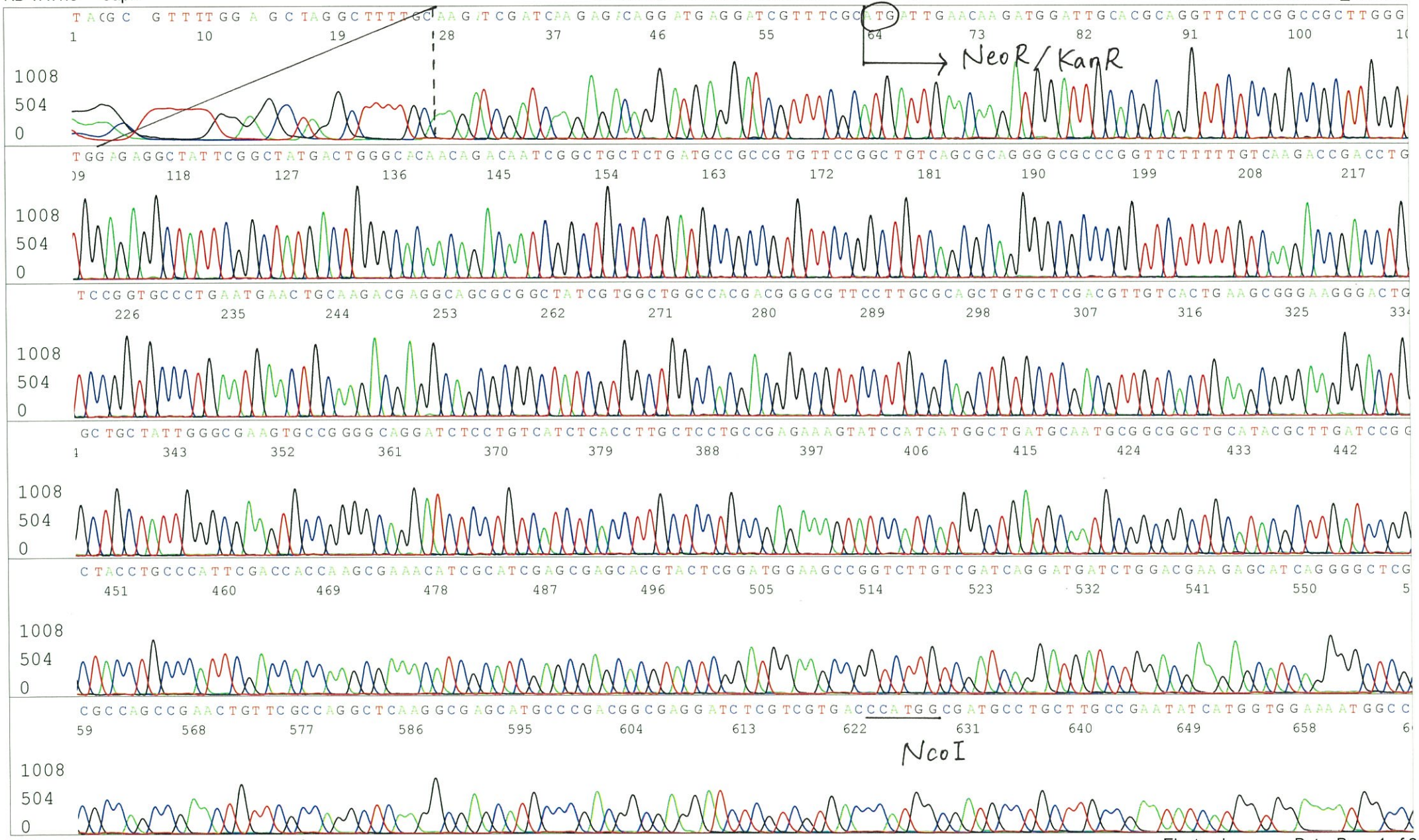

Applied Biosystems

S/N G:797 A:593 T:790 C:1248
KB.bcp
KB 1.4.1.8 Cap:7

06750_14349_A6lu_SV40pro_F_V2_C01_07_ABI24
06750_14349_A6lu_SV40pro_F_V2
KB_3500_POP7_BDTv3.mob
Pts 1504 to 12871 Pk1 Loc:1481
Version 6.0 HiSQV Bases: 923

Inst Model/Name 3500/3500 Instrument
Oct 06,2016 09:42AM, JST
Oct 06,2016 10:08AM, JST
Spacing:11.76 Pts/Panel1350
Plate Name: 20161006_dnabank