

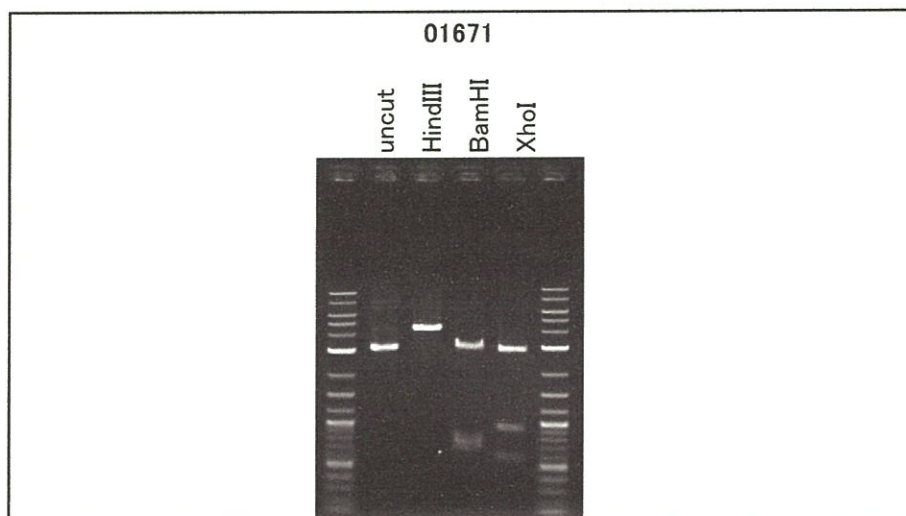
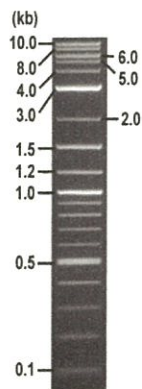


RIKEN DNA BANK

clone name : pHHO2-1

- Clone ID : RDB_01671
- Lot : 13949_A6At
- DNA Concentration : 25 nanogram/microliter
- Volume : 40 microliter
- Form : DNA solution in TE buffer
- Host : DH5 alpha
- Culture : LB medium
- Antibiotics : 100 microgram/ml Ampicillin
- Purification : QIAGEN QIAprep Spin Miniprep kit
- Digestion by restriction enzyme

2-Log DNA Ladder
(NEB#N3200L),
125 ng/well



Electrophoresis : 86 nanogram DNA per lane ; 1% agarose gel , 1 x TAE Buffer

Restriction enzyme	Expected size of fragment
<u>HindIII</u>	<u>4.4</u> kbp
<u>BamHI</u>	<u>3.0, 0.7, 0.7</u> kbp
<u>XhoI</u>	<u>2.9, 0.9, 0.6</u> kbp
	kbp
	kbp

● Confirmation of the insertion sequence

Sequence name	Primer name	Sequence name	Primer name
Sequence - A	Amp_R	Sequence - E	-
Sequence - B	HMOX2-M_R2	Sequence - F	-
Sequence - C	HMOX2-M_F	Sequence - G	-
Sequence - D	-	Sequence - H	-



APPROVED BY :

S/N G:111 A:125 T:124 C:146

primer name A : Amp_R

01671_13949_A6at_2_Amp_R

Feb 18, 2016 09:45AM, JST

KB.bcp

5-GCGACACGGAAATGTTGAATA-3'

KB_3500_POP7_BDTV3.mob

Feb 18, 2016 10:11AM, JST

KB 1.4.1.8

Cap:16

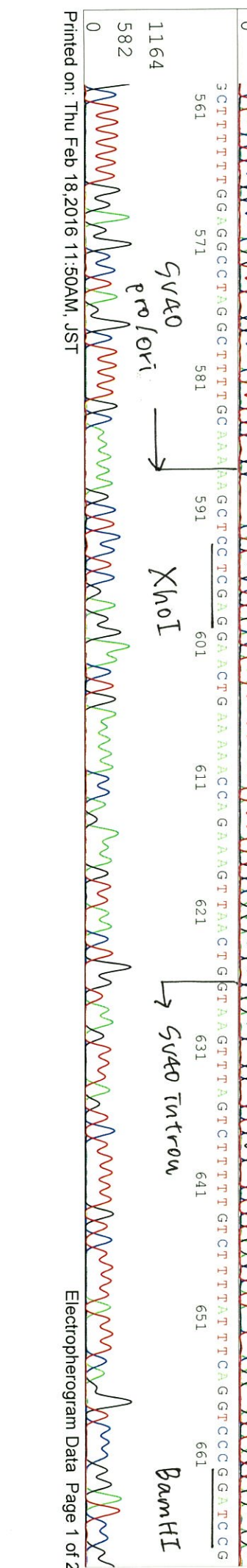
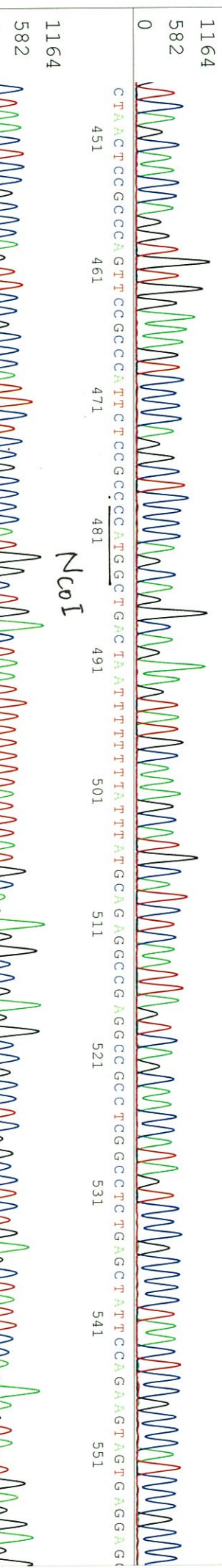
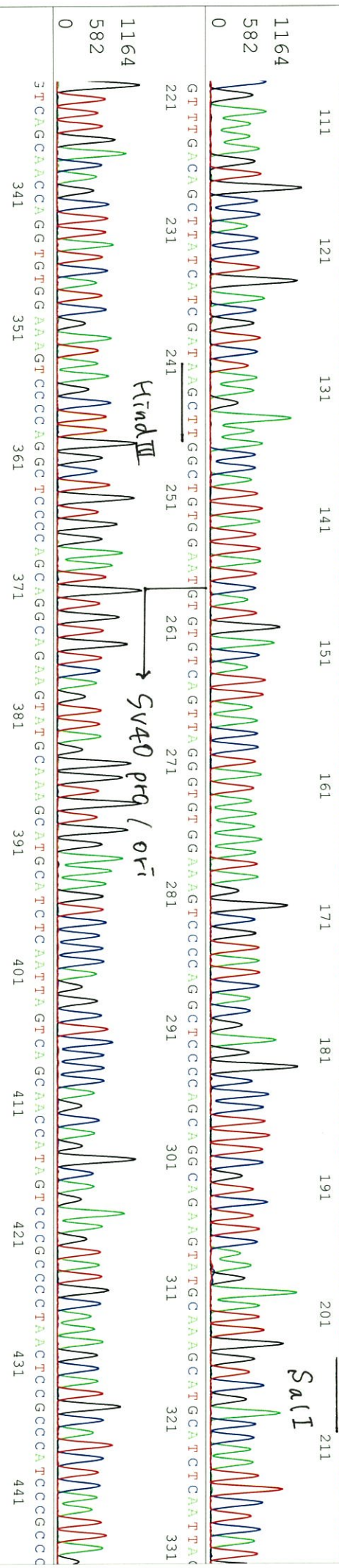
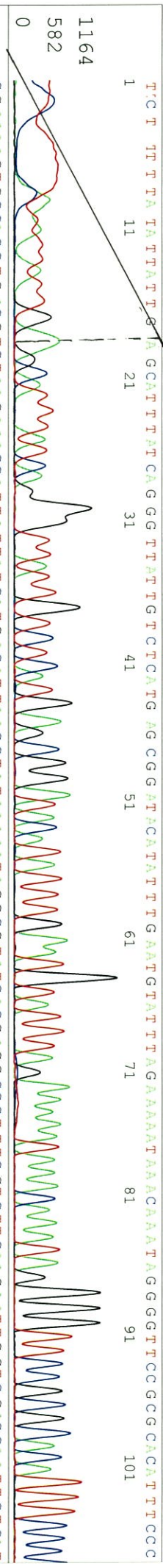
Pts 1540 to 10122 Pk1 Loc:1517

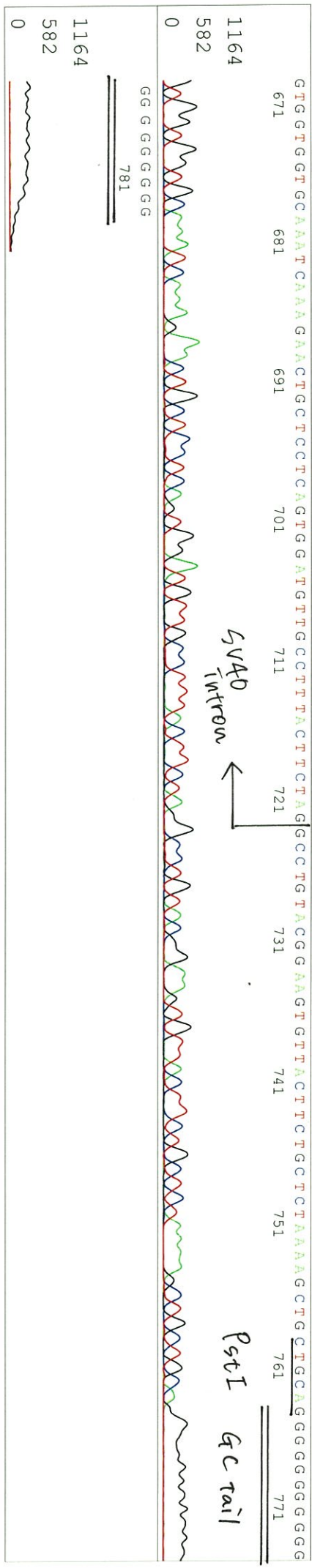
Spacing:11.28 Pts/Panel1350

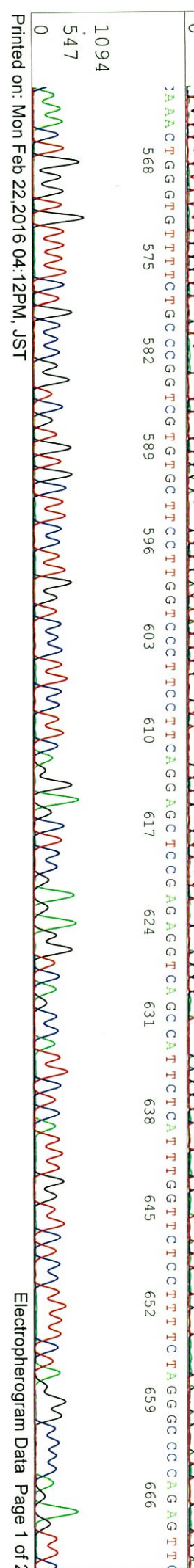
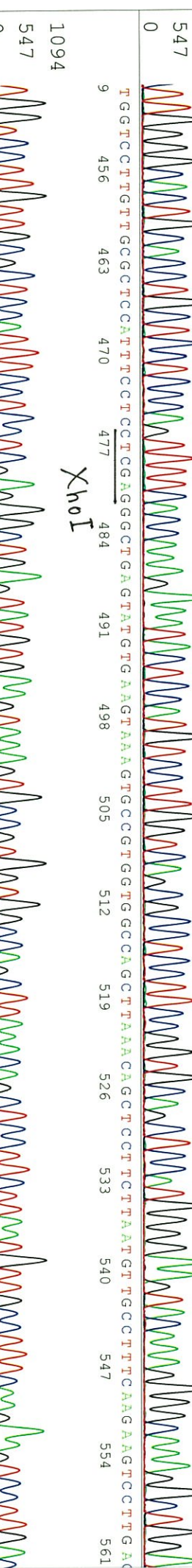
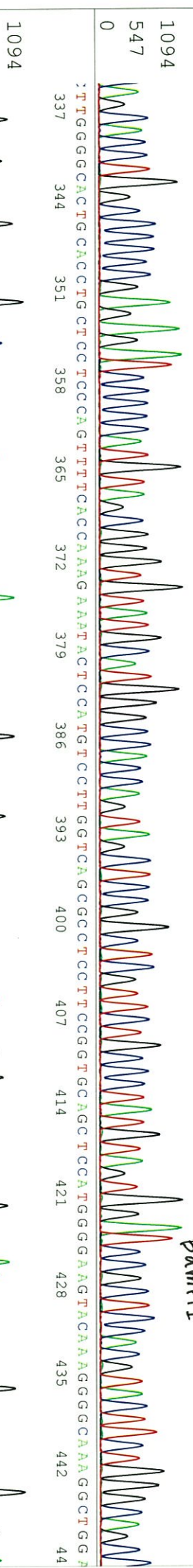
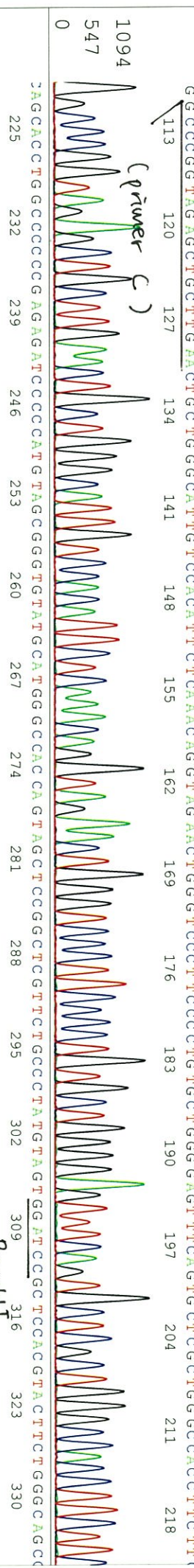
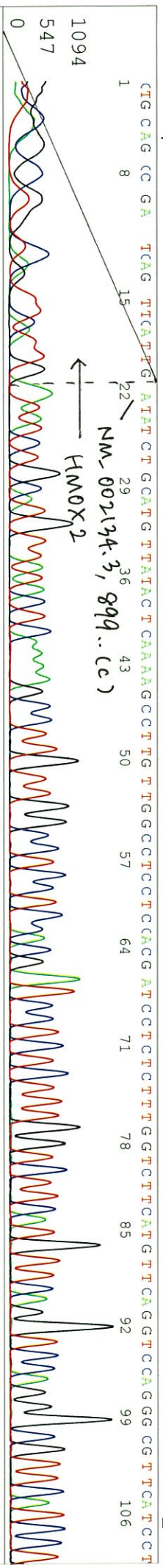
Version 6.0

HiSeqV Bases: 768

Plate Name: 20160218_mix



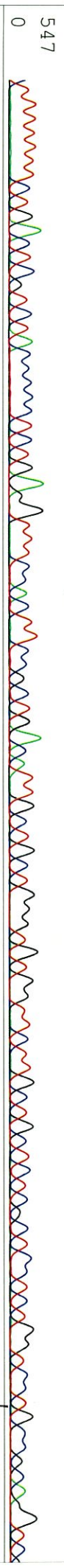




TTT TTT TTT C T G A C T C G T C T A C C C C C T C T G A G G T T T C C A C T T C C G C T G A C A D T G C T G G G G T G T G G T T C T T G C T G C T C C T C C T C C T G T C C G C C G A G G T C

Hinf I

HMOX2 ← start NM, .. (90%)



G C T G T C G C C C T G T C C C G C C C T C C C A G T C A G C G T G C C G C C G C A G T C C C T G C A G C C C A G C C G A C T G G C G C C C C C C C


Hinf I

Pst I

NM, .. 50% GC tail



C C C T A C C C T C A A A A G A G T T A T G G T G A G A G T A G C A T T G T C T G A T A G T C C G G A G A T A G A T C A C G A T A C A



S/N G:208 A:202 T:212 C:267

primer name C : HMOX2-M_F

KB_bcp

Feb 18, 2016 09:45AM, JST

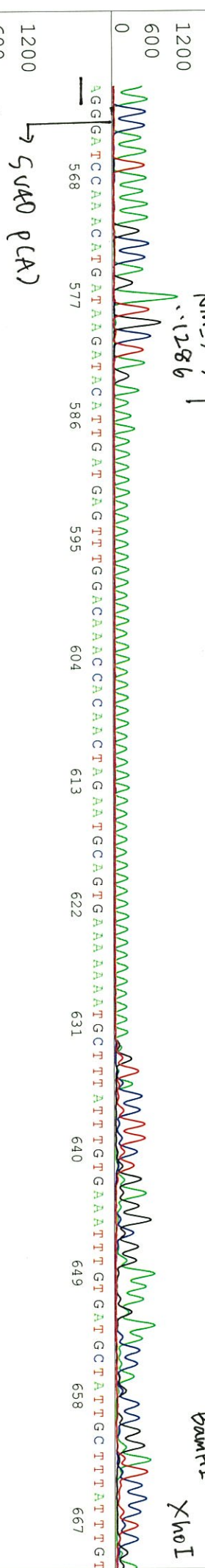
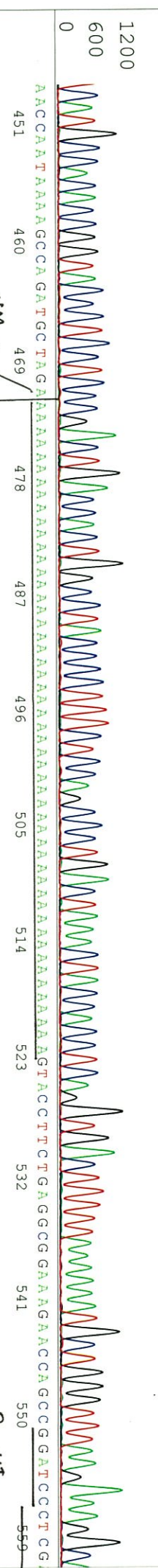
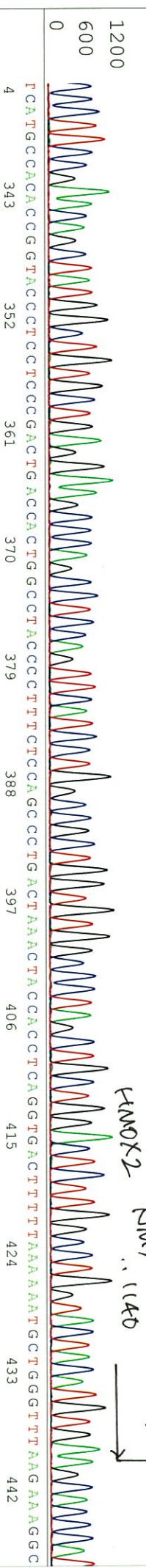

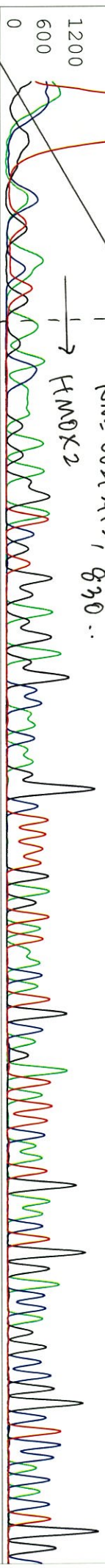
KB 1.4.1.8 Cap:10

5'- TTCAAGCAGCTCTACCGGGC -3'

Pls 1559 to 12735 PK1 Loc:1536

Feb 18, 2016 10:11AM, JST

Version 6.0 HiSeqV Bases: 875



5'40
p(A) ←

