Gene Engineering Division
RIKEN BioResource Center

RIKEN DNA BANK

clone name : pMK286 (mAID-NeoR)

- Clone ID : RDB _ 13929
- Lot : 13929 _ A6B8
- DNA Concentration : 25 nanogram/microliter
- Volume : 40 microliter
- Form : DNA solution in TE buffer
- Host : DH5 alpha
- Culture : LB medium
- Antibiotics : 100 microgram/ml Ampicillin
- Purification : QIAGEN QIAprep Spin Miniprep kit
- Digestion by restriction enzyme

2-Log DNA Ladder
(NEB#N3200L),
125 ng/well

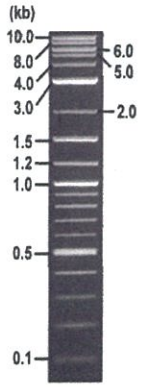

Erectrophoresis : 50 nanogram DNA per lane ; 1% agarose gel , 1 x TAE Buffer

Restriction enzyme		Expected size of fragment	
XbaI	:	5.4	kbp
BamHI	:	2.9, 2.5	kbp
	:		kbp
	:		kbp
	:		kbp

- Confirmation of the insertion sequence

Sequence name	Primer name	Sequence name	Primer name
Sequence - A	M13_-40	Sequence - E	-
Sequence - B	SV40pro F_V2	Sequence - F	-
Sequence - C	M13R	Sequence - G	-
Sequence - D	-	Sequence - H	-

APPROVED BY :

確認
16.4.22
金藤

Applied Biosystems

S/N G:448 A:474 T:372 C:329
KB.bcp
KB 1.4.1.8 Cap:18

primer name A : M13_-40
5'-GTTTTCCCAGTCACGACGTTGTA-3'

D03070A13_A6B8_1_M13(-40)_F03_18
D03070A13_A6B8_1_M13(-40)
KB_3500_POP7_BDTv3.mob
Pts 1350 to 13011 Pk1 Loc:1327
Version 6.0 HiSQV Bases: 864

Inst Model/Name 3500/3500 Instrument
Mar 02,2016 10:43AM, JST
Mar 02,2016 11:09AM, JST
Spacing:11.43 Pts/Panel1350
Plate Name: 20160302 Biomass

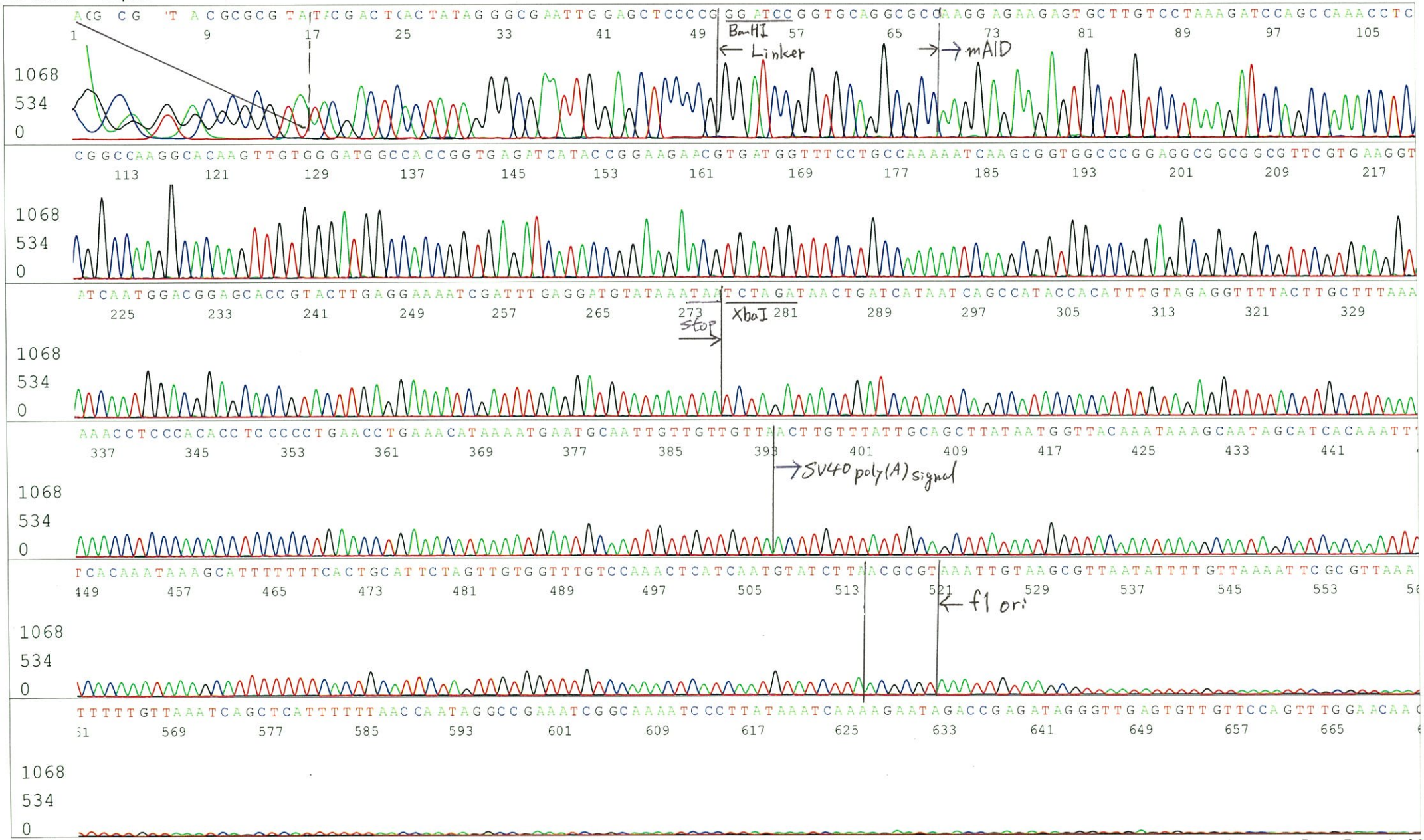

Applied Biosystems

S/N G:448 A:474 T:372 C:329
KB.bcp
KB 1.4.1.8 Cap:18

D03070A13_A6B8_1_M13(-40)_F03_18
D03070A13_A6B8_1_M13(-40)
KB_3500_POP7_BDTv3.mob
Pts 1350 to 13011 Pk1 Loc:1327
Version 6.0 HiSQV Bases: 864

Inst Model/Name 3500/3500 Instrument
Mar 02,2016 10:43AM, JST
Mar 02,2016 11:09AM, JST
Spacing:11.43 Pts/Panel1350
Plate Name: 20160302 Biomass



Applied Biosystems

S/N G:39 A:36 T:30 C:48
KB.bcp
KB 1.4.1.8 Cap:10

primer name B : SV40pro_F_V2
5'-TCGGCCTCTGAGCTATTC-3'

D03070A13_A6B8_1_SV40pro_F_V2_D10_10
D03070A13_A6B8_1_SV40pro_F_V2
KB_3500_POP7_BDTv3.mob
Pts 1451 to 12985 Pk1 Loc:1428
Version 6.0 HiSQV Bases: 993

Inst Model/Name 3500/3500 Instrument
Mar 14,2016 10:13AM, JST
Mar 14,2016 10:39AM, JST
Spacing:11.52 Pts/Panel1350
Plate Name: 20160314 kitaku

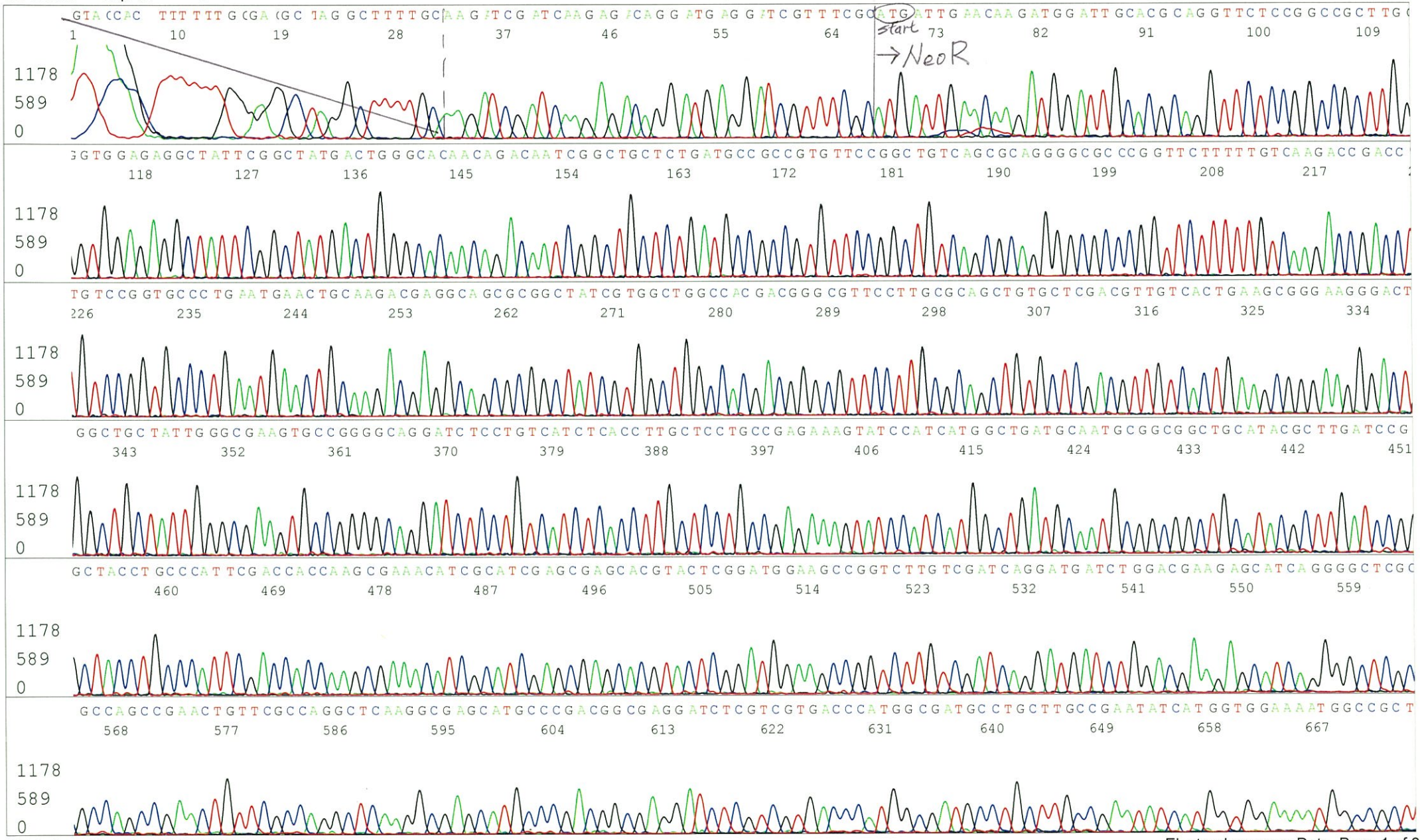

Printed on: Mon Mar 14,2016 01:12PM, JST

Applied Biosystems

S/N G:39 A:36 T:30 C:48
KB.bcp
KB 1.4.1.8 Cap:10

D03070A13_A6B8_1_SV40pro_F_V2_D10_10
D03070A13_A6B8_1_SV40pro_F_V2
KB_3500_POP7_BDTv3.mob
Pts 1451 to 12985 Pk1 Loc:1428
Version 6.0 HiSQV Bases: 993

Inst Model/Name 3500/3500 Instrument
Mar 14,2016 10:13AM, JST
Mar 14,2016 10:39AM, JST
Spacing:11.52 Pts/Panel1350
Plate Name: 20160314 kitaku

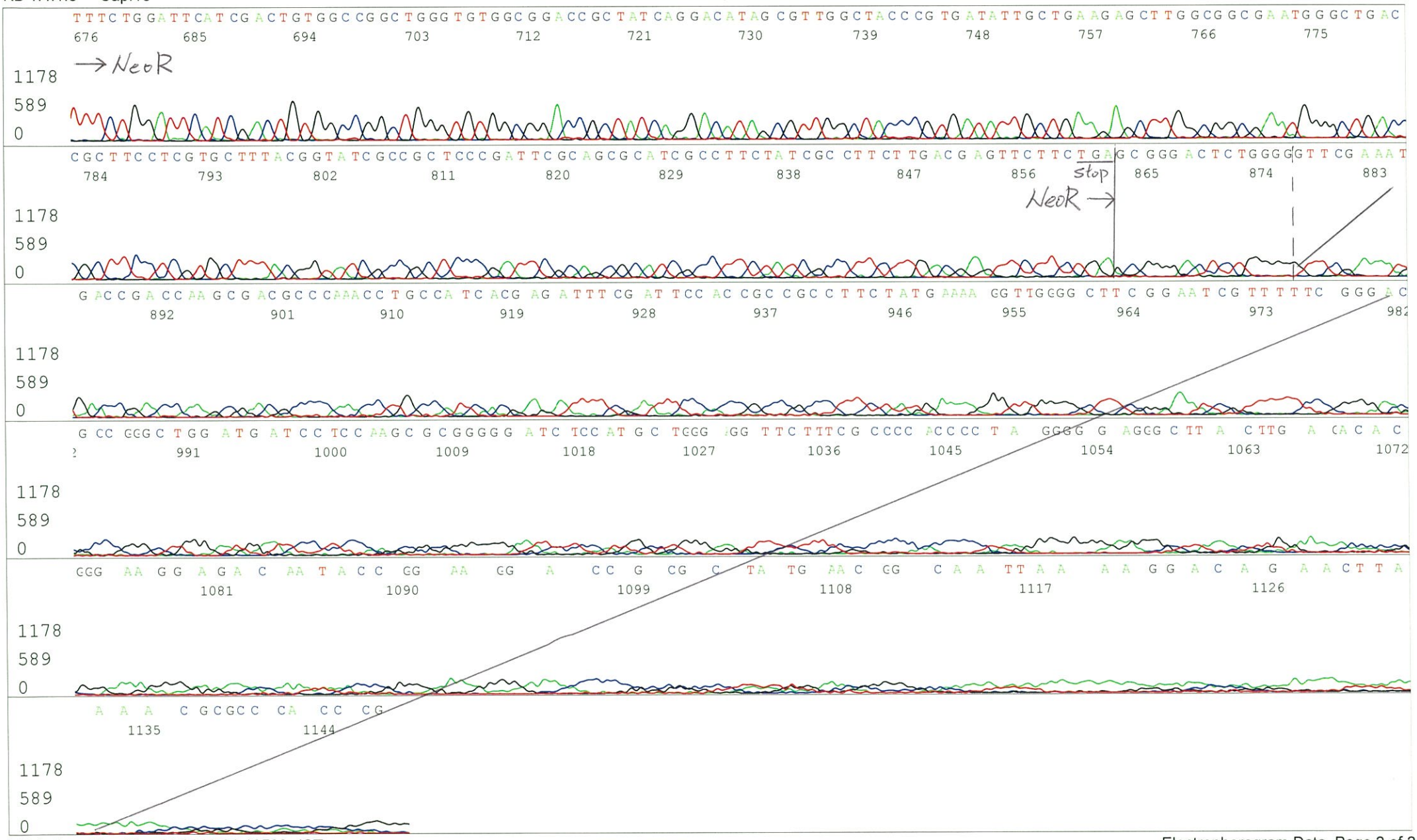

Applied Biosystems

S/N G:1053 A:869 T:811 C:1099
KB.bcp
KB 1.4.1.8 Cap:6

primer name C : M13R
5'-CAGGAAACAGCTATGAC-3'

D03070A13_A6B8_1_M13R_B03_06
D03070A13_A6B8_1_M13R
KB_3500_POP7_BDTv3.mob
Pts 1377 to 12985 Pk1 Loc:1354
Version 6.0 HiSQV Bases: 1014

Inst Model/Name 3500/3500 Instrument
Mar 02,2016 10:43AM, JST
Mar 02,2016 11:09AM, JST
Spacing:11.6 Pts/Panel1350
Plate Name: 20160302 Biomass

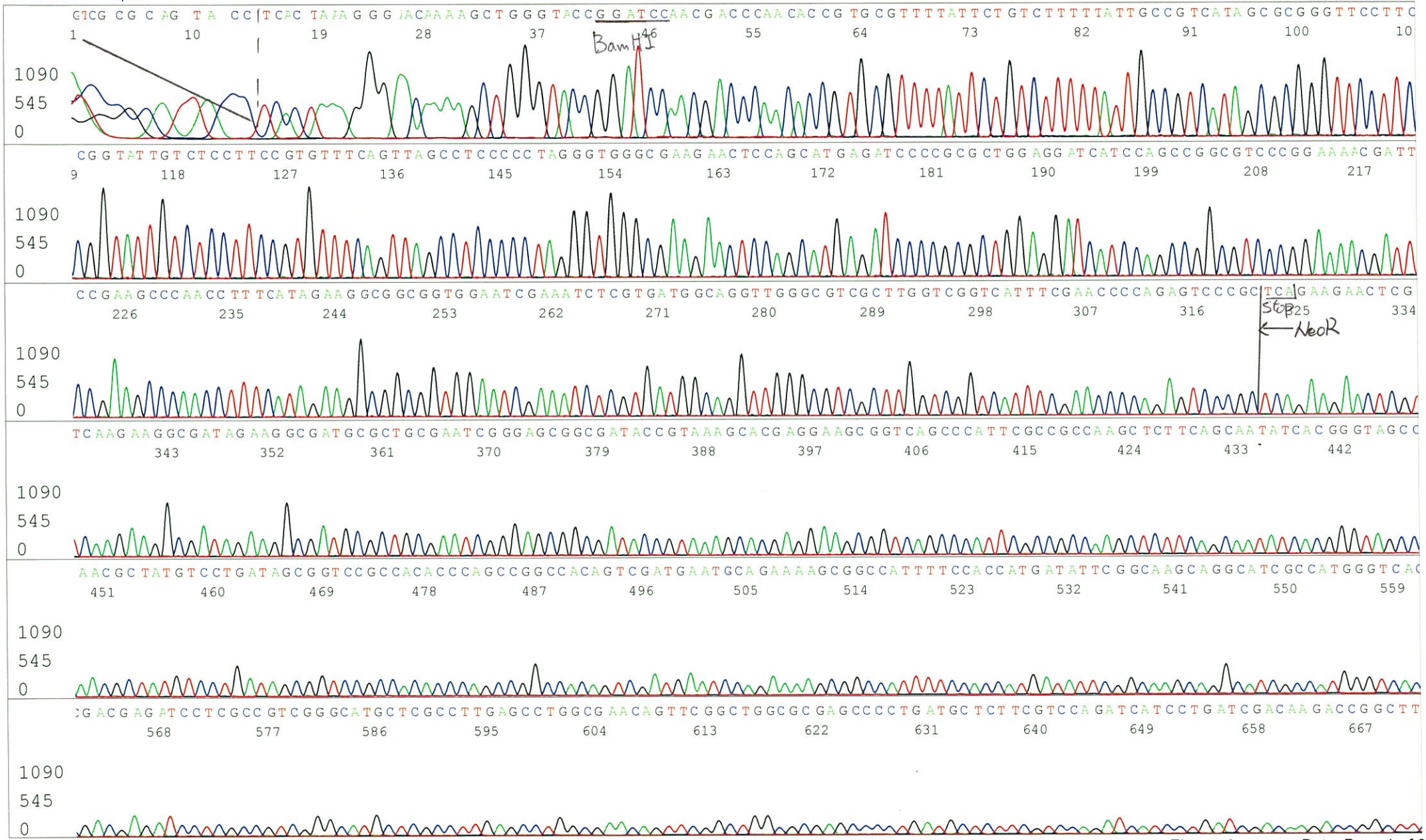

Applied Biosystems

S/N G:1053 A:869 T:811 C:1099
KB.bcp
KB 1.4.1.8 Cap:6

D03070A13_A6B8_1_M13R_B03_06
D03070A13_A6B8_1_M13R
KB_3500_POP7_BDTv3.mob
Pts 1377 to 12985 Pk1 Loc:1354
Version 6.0 HiSQV Bases: 1014

Inst Model/Name 3500/3500 Instrument
Mar 02,2016 10:43AM, JST
Mar 02,2016 11:09AM, JST
Spacing:11.6 Pts/Panel1350
Plate Name: 20160302 Biomass