Gene Engineering Division
RIKEN BioResource Center

RIKEN DNA BANK

clone name : pMK284 (Stag-FLAG-Hygro)

- Clone ID : RDB _ 13927
- Lot : 13927 _ A6B8
- DNA Concentration : 25 nanogram/microliter
- Volume : 40 microliter
- Form : DNA solution in TE buffer
- Host : DH5 alpha
- Culture : LB medium
- Antibiotics : 100 microgram/ml Ampicillin
- Purification : QIAGEN QIAprep Spin Miniprep kit
- Digestion by restriction enzyme

2-Log DNA Ladder
(NEB#N3200L),
125 ng/well

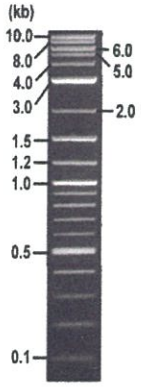

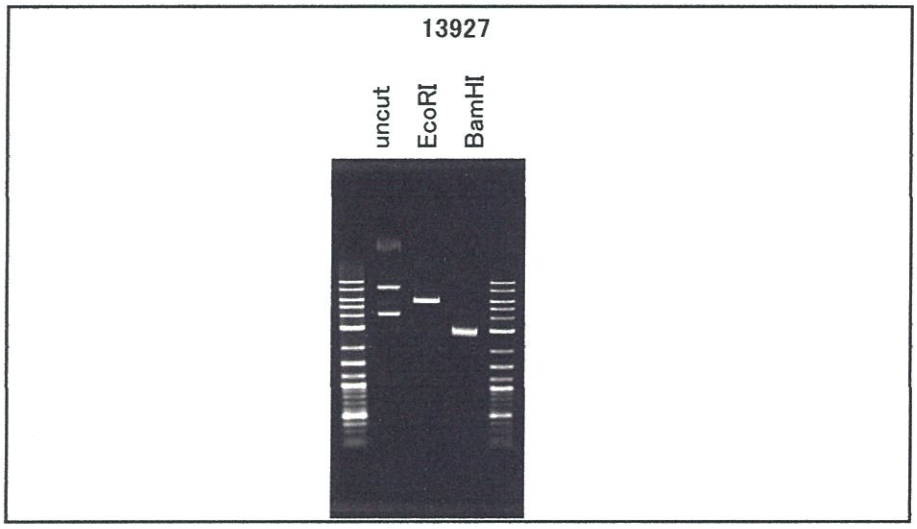

Erectrophoresis : 50 nanogram DNA per lane ; 1% agarose gel , 1 x TAE Buffer

Restriction enzyme		Expected size of fragment	
EcoRI	:	5.6	kbp
BamHI	:	2.9, 2.7	kbp
	:		kbp
	:		kbp
	:		kbp

- Confirmation of the insertion sequence

Sequence name	Primer name	Sequence name	Primer name
Sequence - A	M13_-40	Sequence - E	-
Sequence - B	PGKpro_F	Sequence - F	-
Sequence - C	M13R	Sequence - G	-
Sequence - D	-	Sequence - H	-

APPROVED BY :

確認
16.4.22
金藤

Applied Biosystems

S/N G:332 A:460 T:318 C:361
KB.bcp
KB 1.4.1.8 Cap:14

primer name A : M13_-40
5'-GTTTTCCCAGTCACGACGTTGTA-3'

D03070A11_A6B8_4_M13(-40)_E02_14
D03070A11_A6B8_4_M13(-40)
KB_3500_POP7_BDTv3.mob
Pts 1371 to 12926 Pk1 Loc:1348
Version 6.0 HiSQV Bases: 1006

Inst Model/Name 3500/3500 Instrument
Mar 09,2016 01:26PM, JST
Mar 09,2016 01:53PM, JST
Spacing:11.24 Pts/Panel1350
Plate Name: 20160309 kitaku

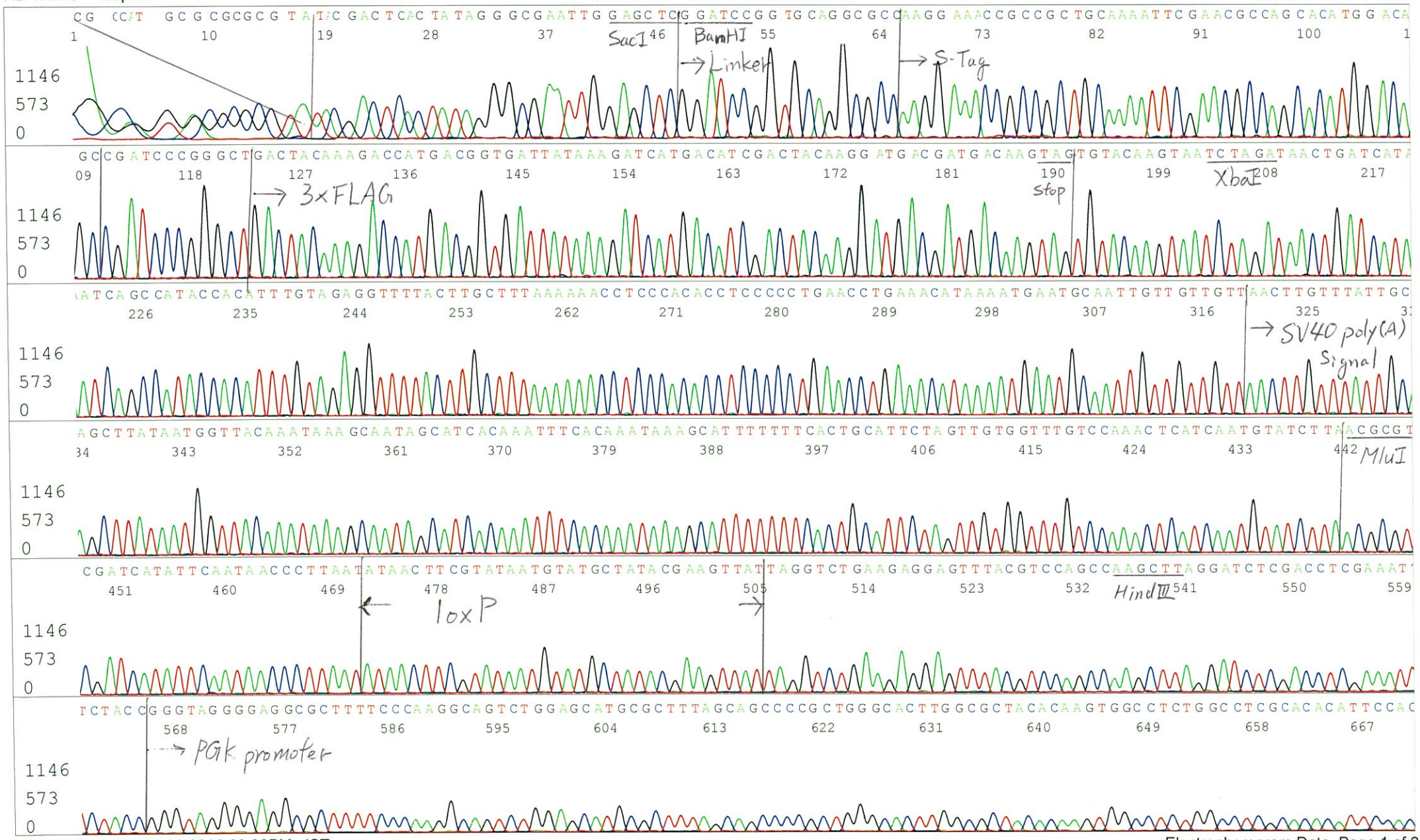

Applied Biosystems

S/N G:332 A:460 T:318 C:361
KB.bcp
KB 1.4.1.8 Cap:14

D03070A11_A6B8_4_M13(-40)_E02_14
D03070A11_A6B8_4_M13(-40)
KB_3500_POP7_BDTv3.mob
Pts 1371 to 12926 Pk1 Loc:1348
Version 6.0 HiSQV Bases: 1006

Inst Model/Name 3500/3500 Instrument
Mar 09,2016 01:26PM, JST
Mar 09,2016 01:53PM, JST
Spacing:11.24 Pts/Panel1350
Plate Name: 20160309 kitaku

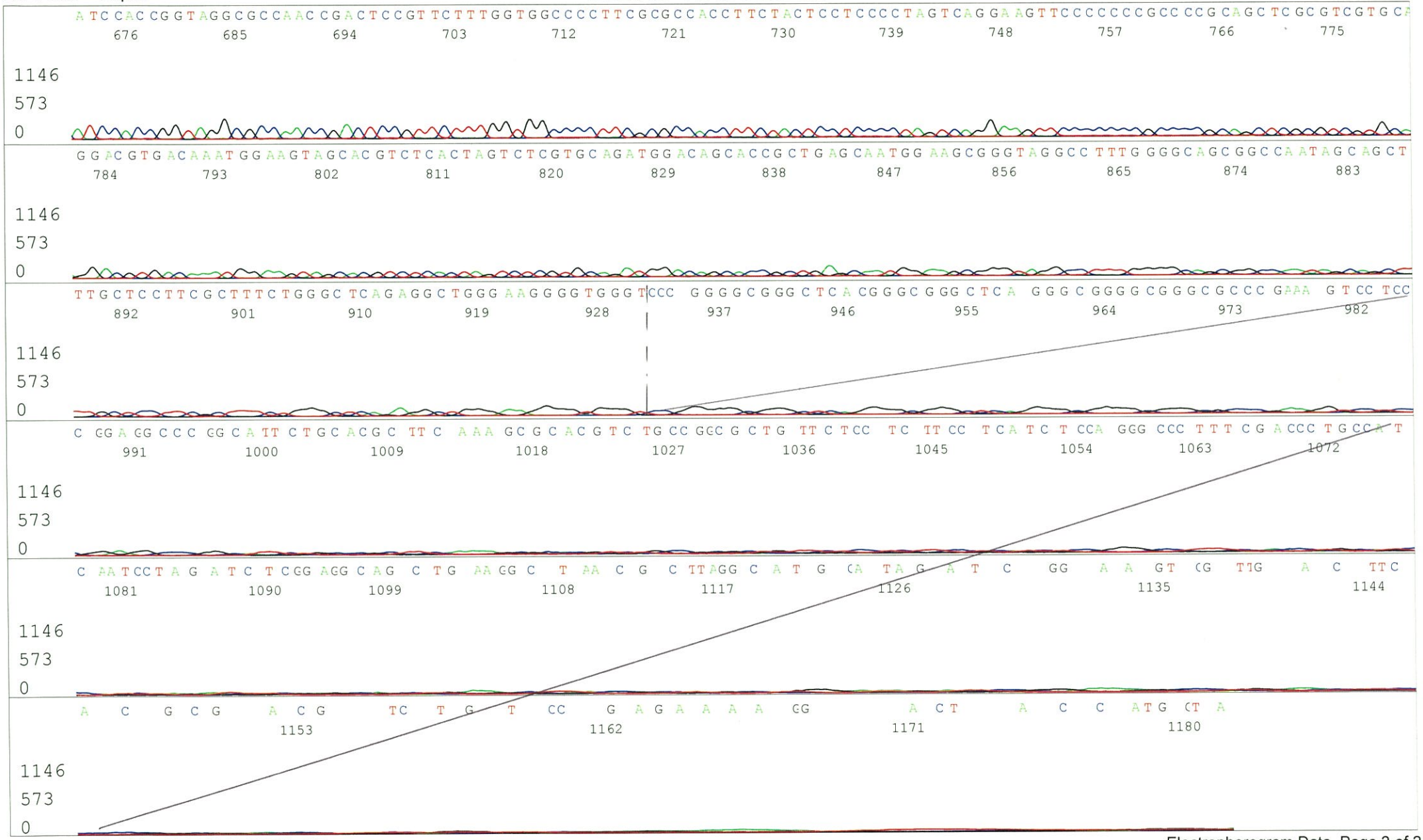

Applied Biosystems

S/N G:190 A:161 T:127 C:191
KB.bcp
KB 1.4.1.8 Cap:17

primer name B : PGKpro_F
5'- ATTCTGCACGCTTCAAAAG -3'

D03070A11_A6B8_4_PGK-proF_F02_17
D03070A11_A6B8_4_PGK-proF
KB_3500_POP7_BDTv3.mob
Pts 1359 to 12722 Pk1 Loc:1336
Version 6.0 HiSQV Bases: 994

Inst Model/Name 3500/3500 Instrument
Mar 09,2016 01:26PM, JST
Mar 09,2016 01:53PM, JST
Spacing:11.3 Pts/Panel1350
Plate Name: 20160309 kitaku

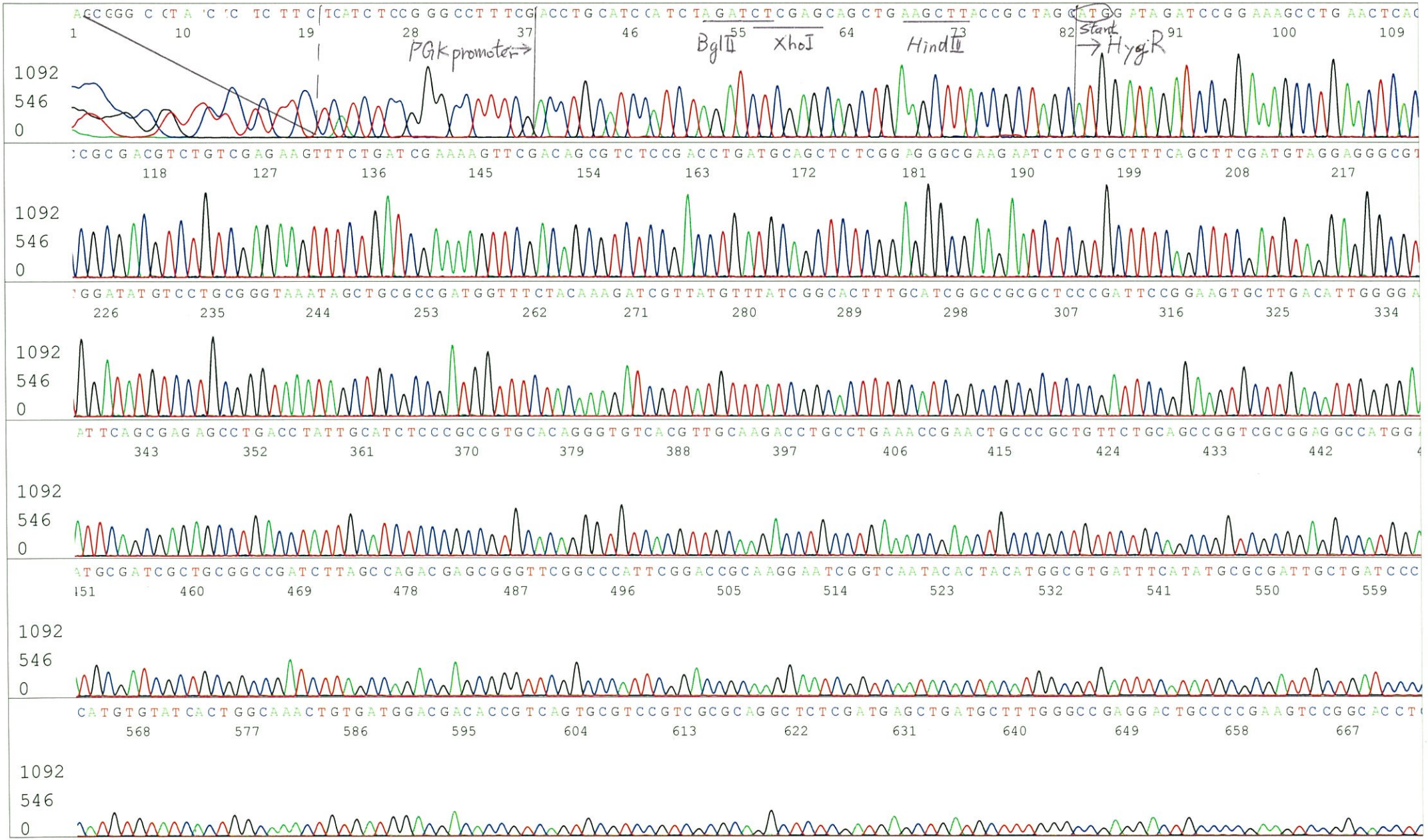

Applied Biosystems

S/N G:190 A:161 T:127 C:191
KB.bcp
KB 1.4.1.8 Cap:17

D03070A11_A6B8_4_PGK-proF_F02_17
D03070A11_A6B8_4_PGK-proF
KB_3500_POP7_BDTv3.mob
Pts 1359 to 12722 Pk1 Loc:1336
Version 6.0 HiSQV Bases: 994

Inst Model/Name 3500/3500 Instrument
Mar 09,2016 01:26PM, JST
Mar 09,2016 01:53PM, JST
Spacing:11.3 Pts/Panel1350
Plate Name: 20160309 kitaku

Applied Biosystems

S/N G:487 A:581 T:474 C:491
KB.bcp
KB 1.4.1.8 Cap:11

primer name C : M13R
5'-CAGGAAACAGCTATGAC-3

D03070A11_A6B8_4_M13R_D02_11
D03070A11_A6B8_4_M13R
KB_3500_POP7_BDTv3.mob
Pts 1359 to 12554 Pk1 Loc:1336
Version 6.0 HiSQV Bases: 963

Inst Model/Name 3500/3500 Instrument
Mar 09,2016 01:26PM, JST
Mar 09,2016 01:53PM, JST
Spacing:11.22 Pts/Panel1350
Plate Name: 20160309 kitaku

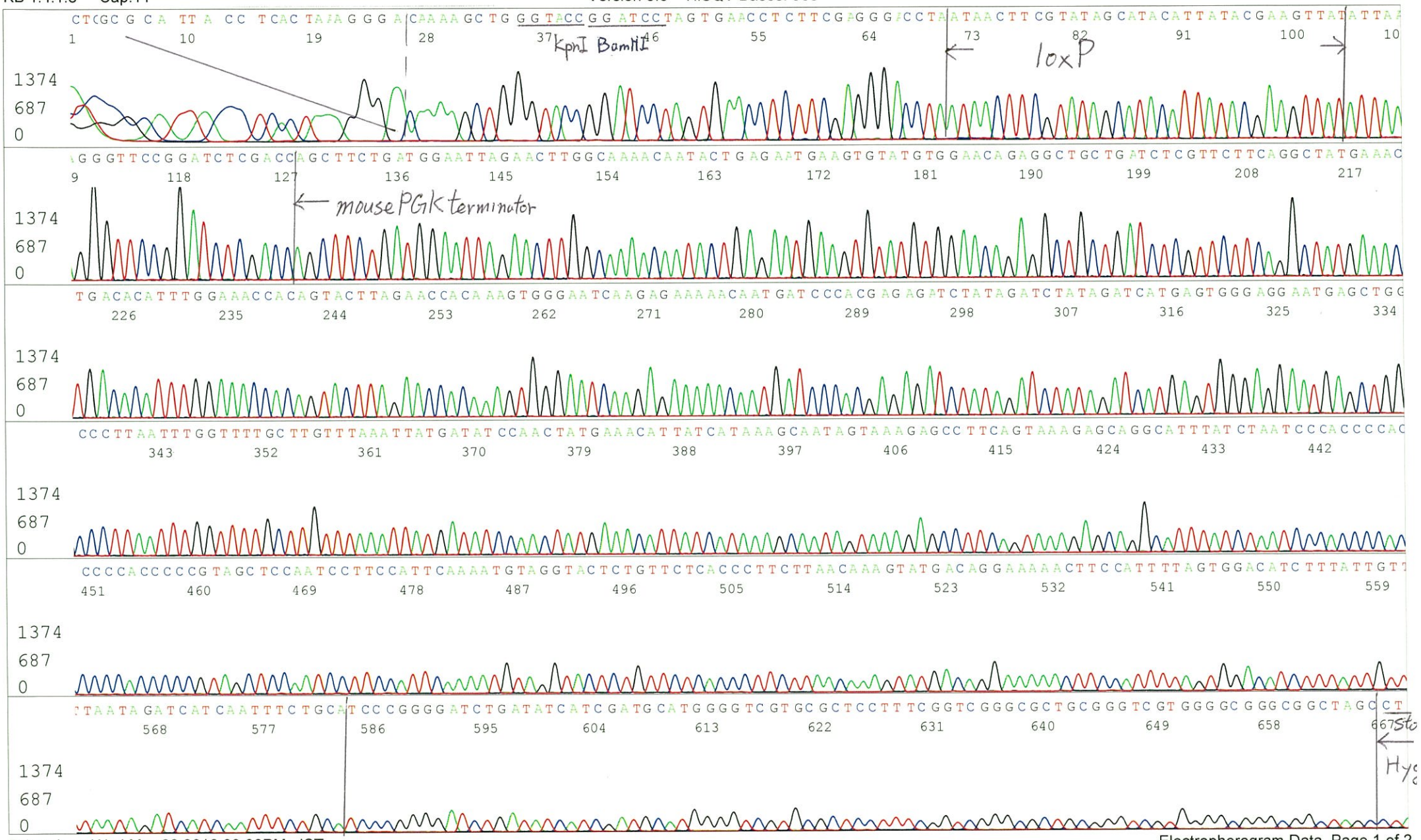

Applied Biosystems

S/N G:487 A:581 T:474 C:491
KB.bcp
KB 1.4.1.8 Cap:11

D03070A11_A6B8_4_M13R_D02_11
D03070A11_A6B8_4_M13R
KB_3500_POP7_BDTv3.mob
Pts 1359 to 12554 Pk1 Loc:1336
Version 6.0 HiSQV Bases: 963
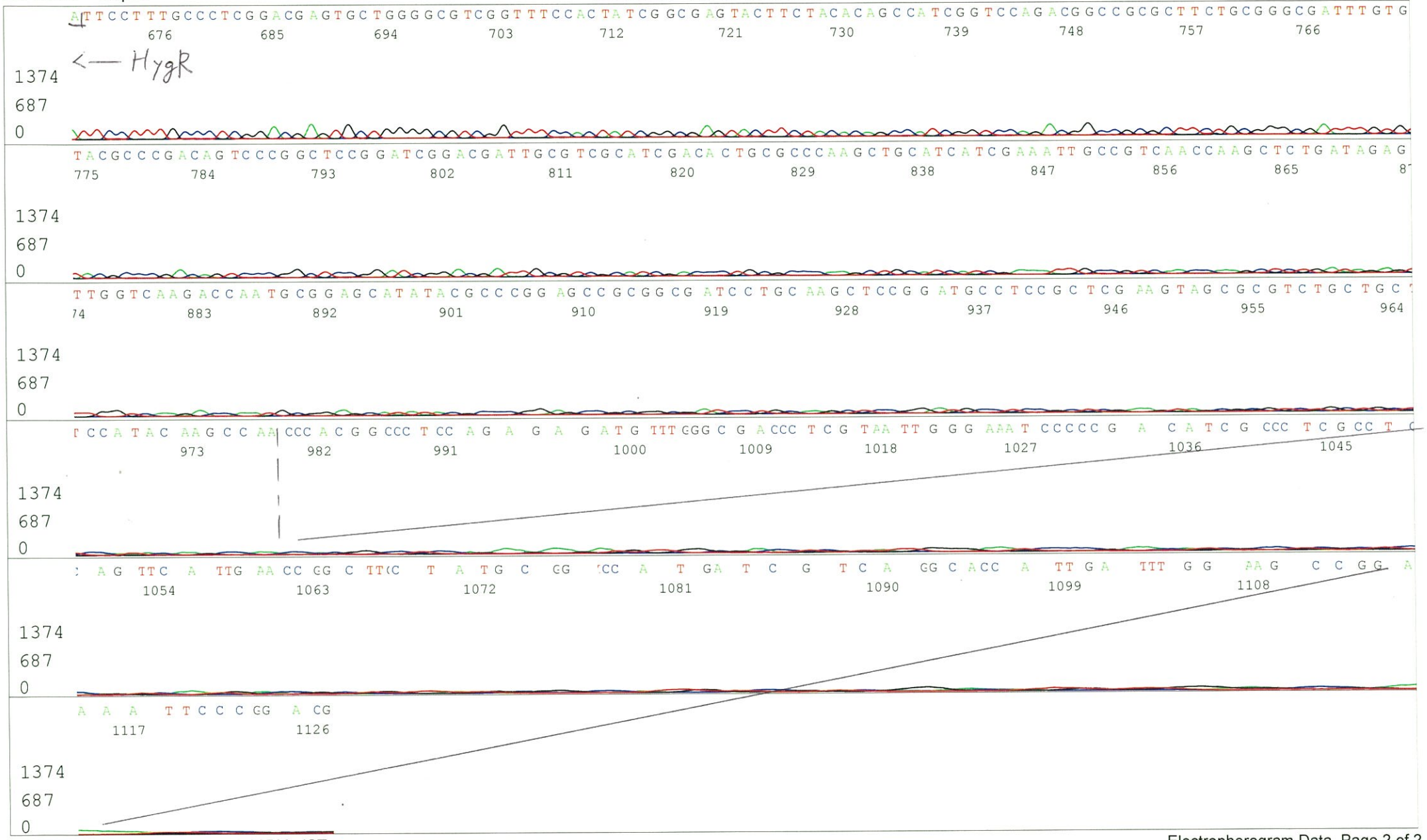
Inst Model/Name 3500/3500 Instrument
Mar 09,2016 01:26PM, JST
Mar 09,2016 01:53PM, JST
Spacing:11.22 Pts/Panel1350
Plate Name: 20160309 kitaku