

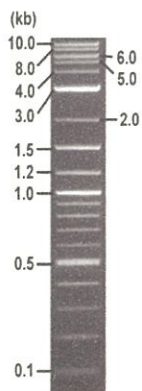


RIKEN DNA BANK

clone name : pKM2L-phMBP

- Clone ID : RDB _ 05890
- Lot : 13698 _ A5Js
- DNA Concentration : 25 nanogram/microliter
- Volume : 40 microliter
- Form : DNA solution in TE buffer
- Host : DH5 alpha
- Culture : LB medium
- Antibiotics : 25 microgram/ml kanamycin
- Purification : QIAGEN QIAprep Spin Miniprep kit
- Digestion by restriction enzyme

2-Log DNA Ladder
(NEB#N3200L),
125 ng/well



Electrophoresis : 97 nanogram DNA per lane ; 1% agarose gel , 1 x TAE Buffer

Restriction enzyme	Expected size of fragment
<u>SalI</u>	<u>7.1</u> kbp
<u>SpeI</u>	<u>7.1</u> kbp
<u>SalI + SpeI</u>	<u>4.2, 2.9</u> kbp
	kbp
	kbp

● Confirmation of the insertion sequence

Sequence name	Primer name	Sequence name	Primer name
Sequence - A	M13_-40	Sequence - E	-
Sequence - B	phRLR2	Sequence - F	-
Sequence - C	pAxCALNL_F1	Sequence - G	-
Sequence - D	-	Sequence - H	-

APPROVED BY :



S/N G:828 A:484 T:509 C:518

primer name A : M13_-40

05890_13698_ASJs_M13(-40)
KB_3500_POP7_BDTV3.mob

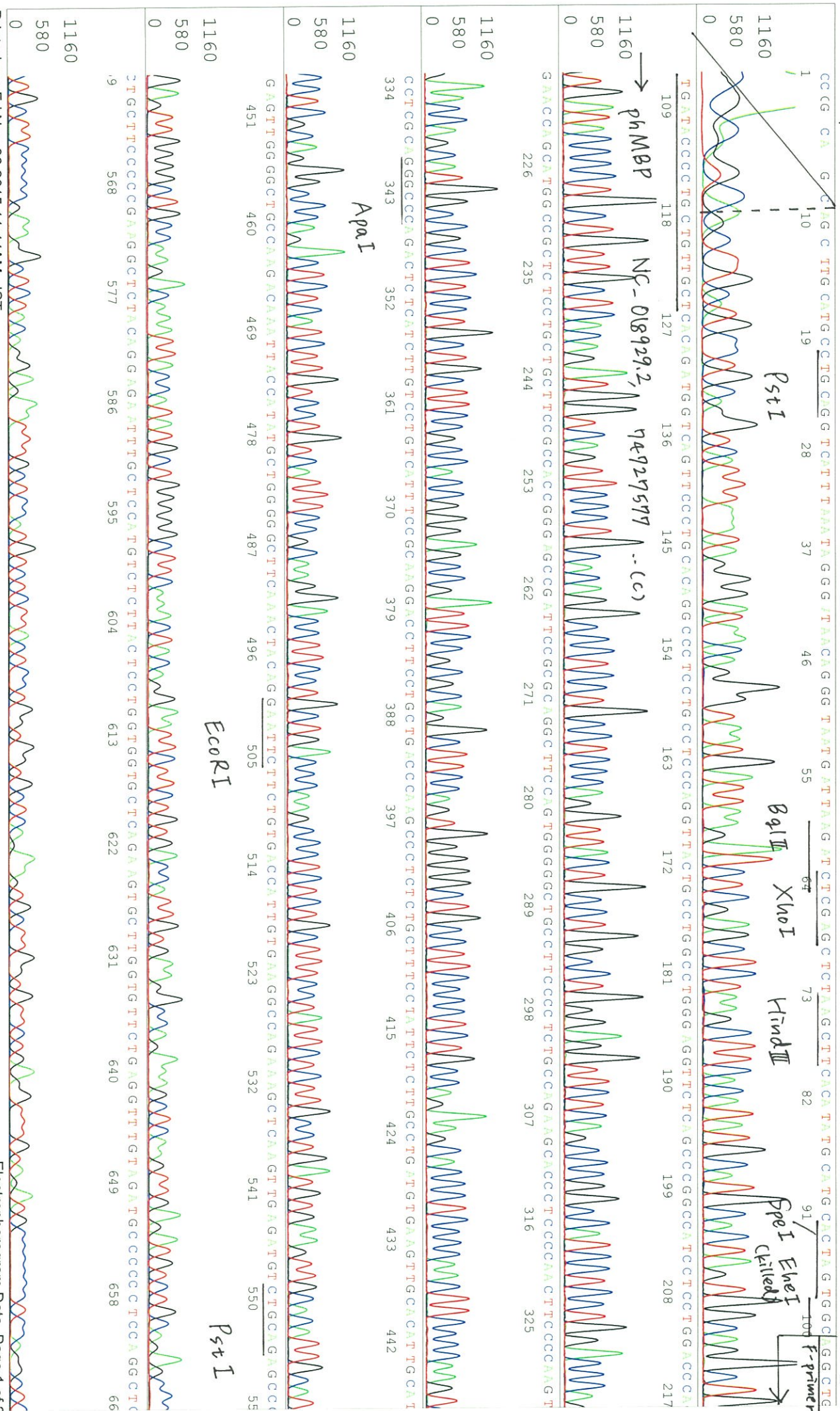
Nov 06,2015 09:38AM, JST
Nov 06,2015 10:04AM, JST

KB.bcp
KB 1.4.1.8 Cap:11

5-GTTTCCAGTCACGACGTTGTA-3'

Pis 1527 to 12519 Pk1 Loc:1504
Version 6.0 HiSQV Bases: 886

Spacing:11.05 Pts/Panel1350
Plate Name: 20151106_mix



S/N G:278 A:208 T:214 C:218

primer name β : phRLR2

KB_bcp KB_3500_POP7_BDTV3.mob

Nov 06,2015 09:38AM, JST

KB 1.4.1.8 Cap:14

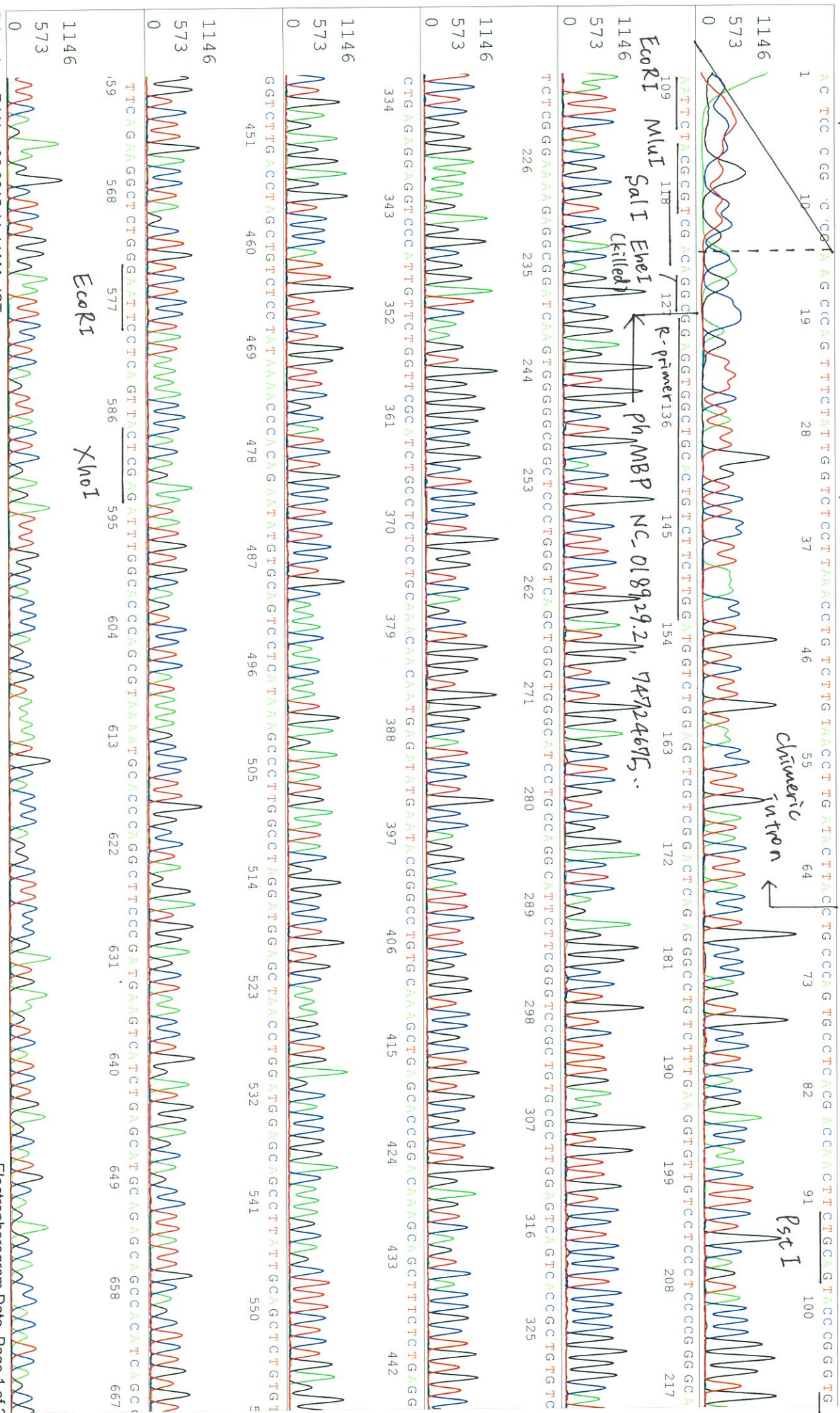
5'-CCAATAGGTGCCTATCAGAAACGC-3'

Phs 1445 to 12604 Pk1 Loc: 1422

Nov 06,2015 10:04AM, JST

Version 6.0 HISQV Bases: 984

Plate Name: 20151106_mix



3 T T T C T T C C C C G G G T G C T G C C A T T G G C T G C C T C C C G G A G A G C C C A G A T T G T G C A G G C A C C T T G A T G G G A C A T T G A C T G T T T A A A A G G C C A M C T G G T G C A T A A G T T A A A T A T

NcoI

676 685 694 703 712 721 730 739 748 757 766
G C A A G G A G C A T T T A T T T G A C A A A A G G T G T T T A G T T T C T T G T A G A A A C A A A A C T T G C C A C A T C T T T T G C A A T T C A T G C A T G A A A G A A G T G G G G C A T
775 784 793 802 811 820 829 838 847 856 865 874


NC, 94925416

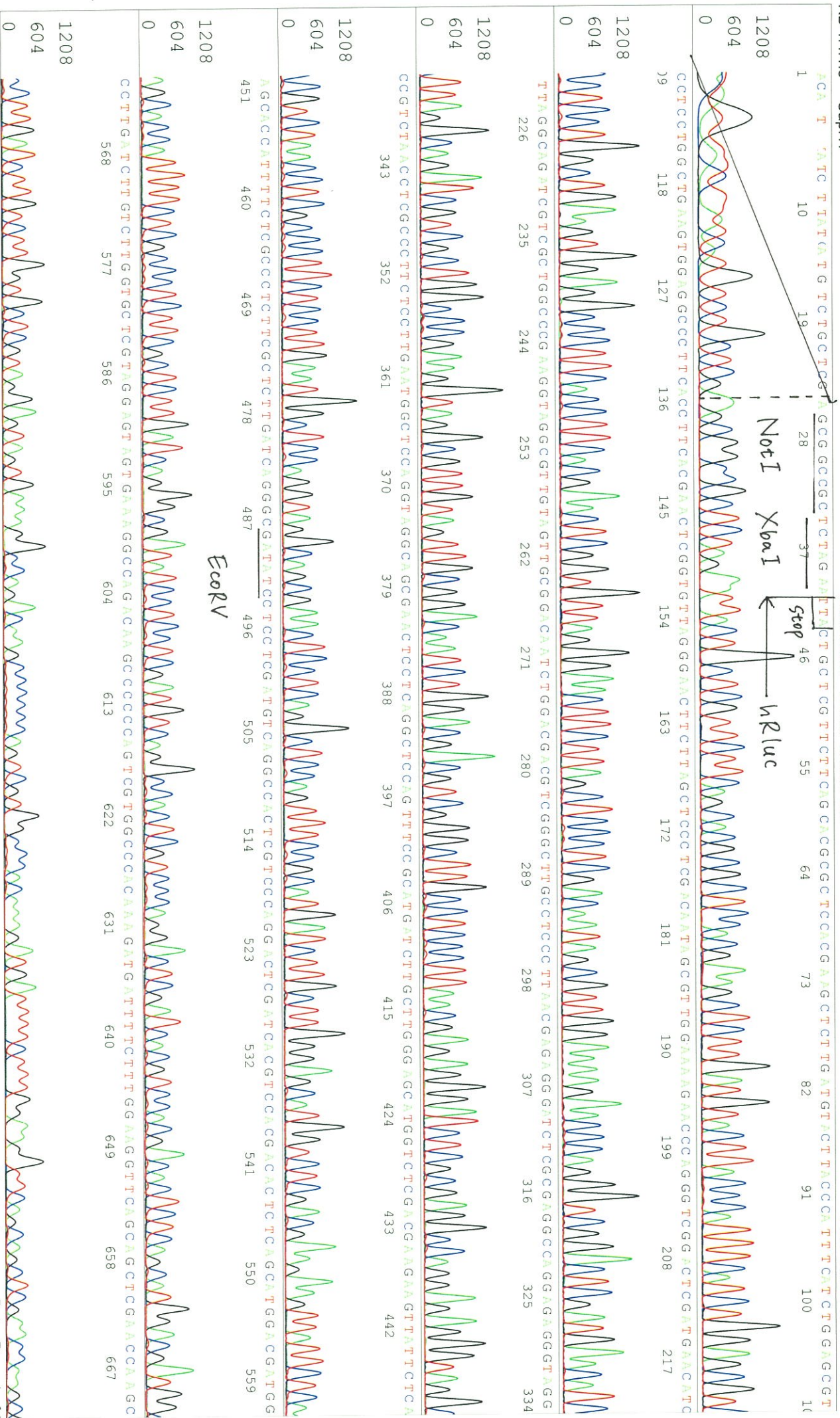
4 T T A G A A T T G T T C A A T C C C A G A T T C C A C A A G A G C C T C T C A C A A T A G A G A A C T G C T T A T T C A G G A C A T T T G A C T T G C T T C C T C T G G C
883 892 901 910 919 928 937 946 955 964

3 A A A G C A G A A A C A A A T T A G A A A T C T G A A A G T G G G A T T G A G A T A T T C A T G T T T G T A T A C C C A G C A T C T C A T A G C T T T T C C T
973 982 991 1000 1009 1018 1027 1036 1045

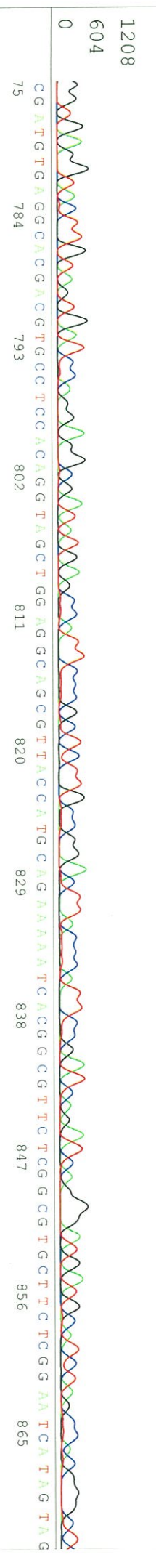
C A A A A A A A T A C C A C A C A T T T T C T T G T C A C G A A G G C C A A T T G C A A C T C G A T T T T C G G C C T A A T A
1054 1063 1072 1081 1090 1099

G T A C G A G T G A T C A C A C G C G A T A T T C A G A T T C
1108 1117 1126

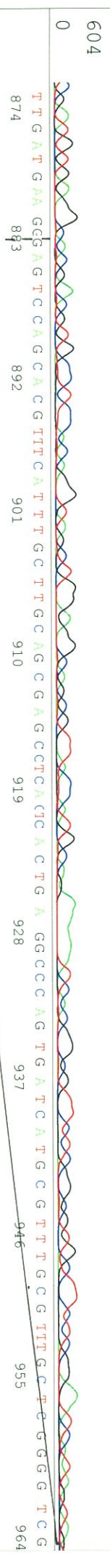




GGTTGAGGTTACTTTGGTA GTGATCC CAGGAGGGCGGATATGAGCCCATTTCCCGGCTCTCCCGGAGCTTACCCCATTTCCCGATCCAGATCCAGGGGATGATGCATCTAGCCACGGGCT



CGATGTGAGGCGACGACGTGCTCCACAGGTAGCTGGAGGCGGCTTACCATG CAGAAAAATCACGGCGGTTCCGCGGTTGCTCTCGGAAATCATAGTAG



TTGATGAA GCGAGTCC CAG CACGTTTCA TTTGCTTG CAGCGAGGCTTCACTGA GGCCCA GTGATCATGCGTTTGCCGTTTGCC TGGGG TCG

TACACC TTTGG AA GCCA TGGG TGG CTA G CTA TAG TG AG TCG TAT TAA G TAC TCTAG C TT A GAG C TG TAA TT

G ACC TGGGGAG TG G AC AC CC TGGG CAGAGAA G TTAGAGG TTTGC AA TGT TCAAG T AA

GG A CTC C AT 1099