

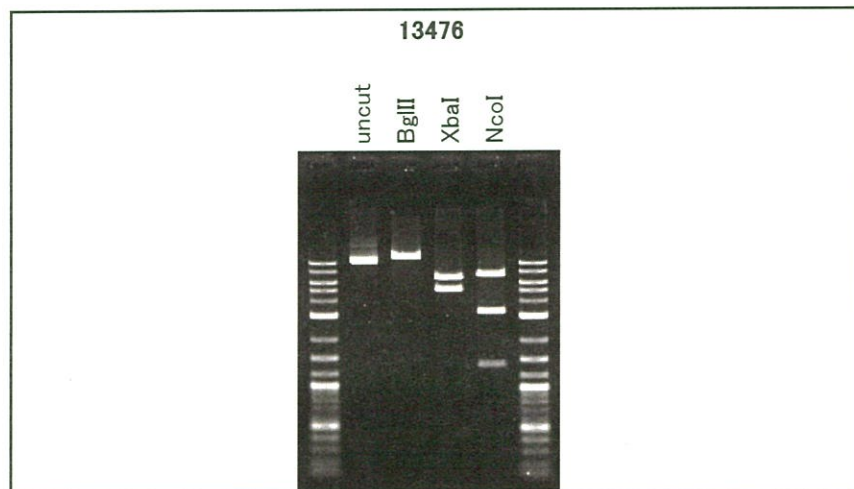
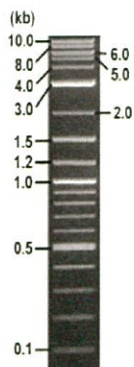


RIKEN DNA BANK

clone name : pEF-BOSneo-Myc-MINT deltaC

- Clone ID : RDB _ 13476
- Lot : 13476 _ A5He
- DNA Concentration : 25 nanogram/microliter
- Volume : 40 microliter
- Form : DNA solution in TE buffer
- Host : DH5 alpha
- Culture : LB medium
- Antibiotics : 100 microgram/ml Ampicillin
- Purification : QIAGEN QIAprep Spin Miniprep kit
- Digestion by restriction enzyme

2-Log DNA Ladder
(NEB#N3200L),
250 ng/well



Electrophoresis : 200 nanogram DNA per lane ; 1% agarose gel , 1 x TAE Buffer

Restriction enzyme	Expected size of fragment
<u>BglII</u>	<u>12.0</u> kbp
<u>XbaI</u>	<u>6.9, 5.2</u> kbp
<u>NcoI</u>	<u>7.3, 3.3, 1.4</u> kbp
	kbp
	kbp

● Confirmation of the insertion sequence

Sequence name	Primer name	Sequence name	Primer name
Sequence - A	pAxEF_F1	Sequence - E	-
Sequence - B	hGCSF_R	Sequence - F	-
Sequence - C	HSV_TK_pA_R	Sequence - G	-
Sequence - D	EF1a_N_R	Sequence - H	-



APPROVED BY :

S/N G:53 A:59 T:43 C:78

primer name A : paxEF_F1

D02692A5_A5He_4_paxEF_F1

Nov 12, 2018 04:32PM, JST

KB.bcp

5' ATTCTCAAGCCTCAGACAC3'

KB_3500_POP7_BDTV3.mob

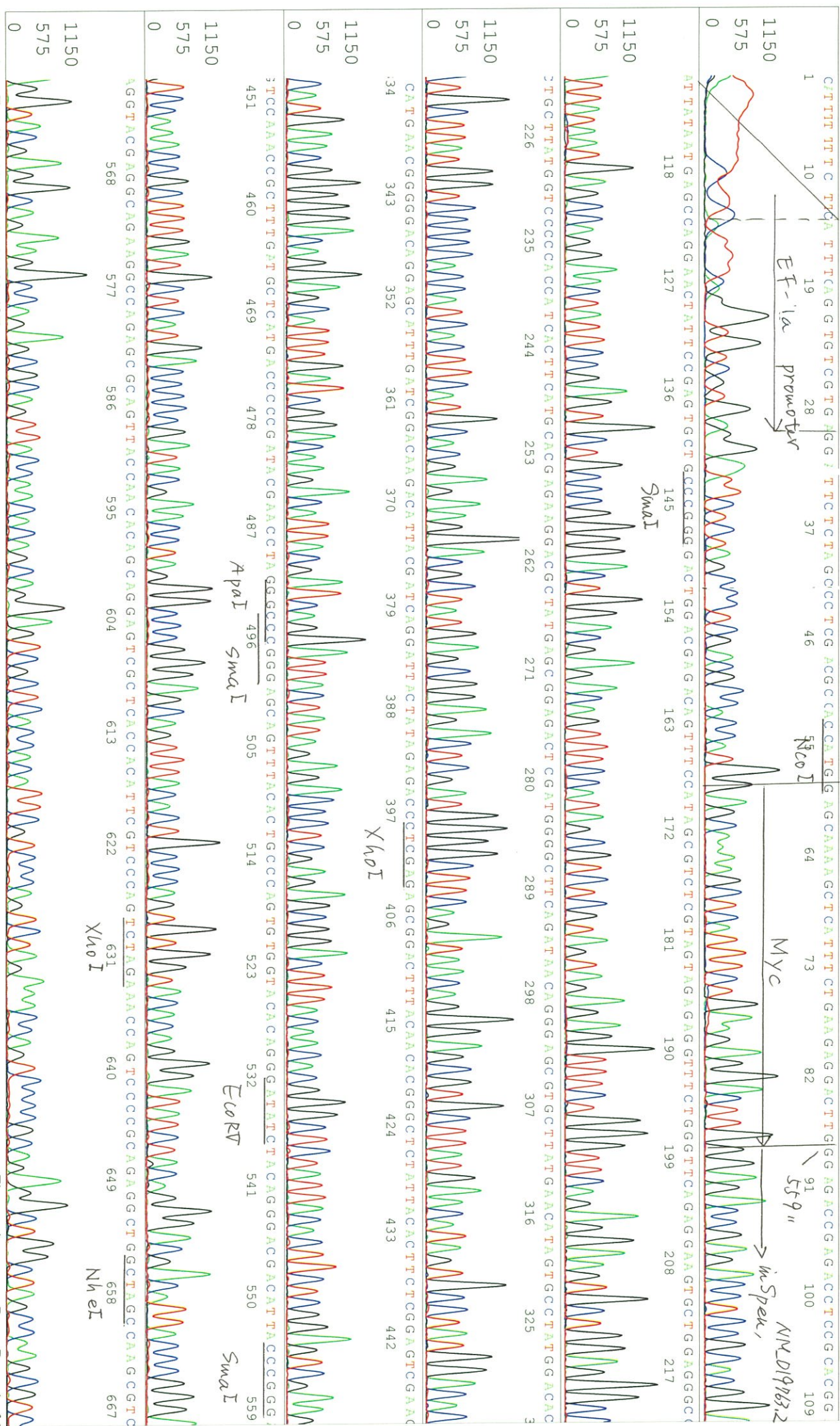
Nov 12, 2018 05:00PM, JST


KB 1.4.1.8 Cap:6

Pis 1484 to 13117 PK1 Loc:1461

Version 6.0 HISQV Bases: 956

Spacing:11.67 Pts/Panel1350





S/N G:41 A:31 T:47 C:60

primer name B : hGCSF-R

KB_bcp

Nov 12, 2018 04:32PM, JST

KB 1.4.1.8 Cap:3

5- TATTAACAGGATTTCTTG -3'

KB_3500_POP7_BDTV3.mob

Nov 12, 2018 05:00PM, JST


Pis 1490 to 13169 PK1 Loc:1467

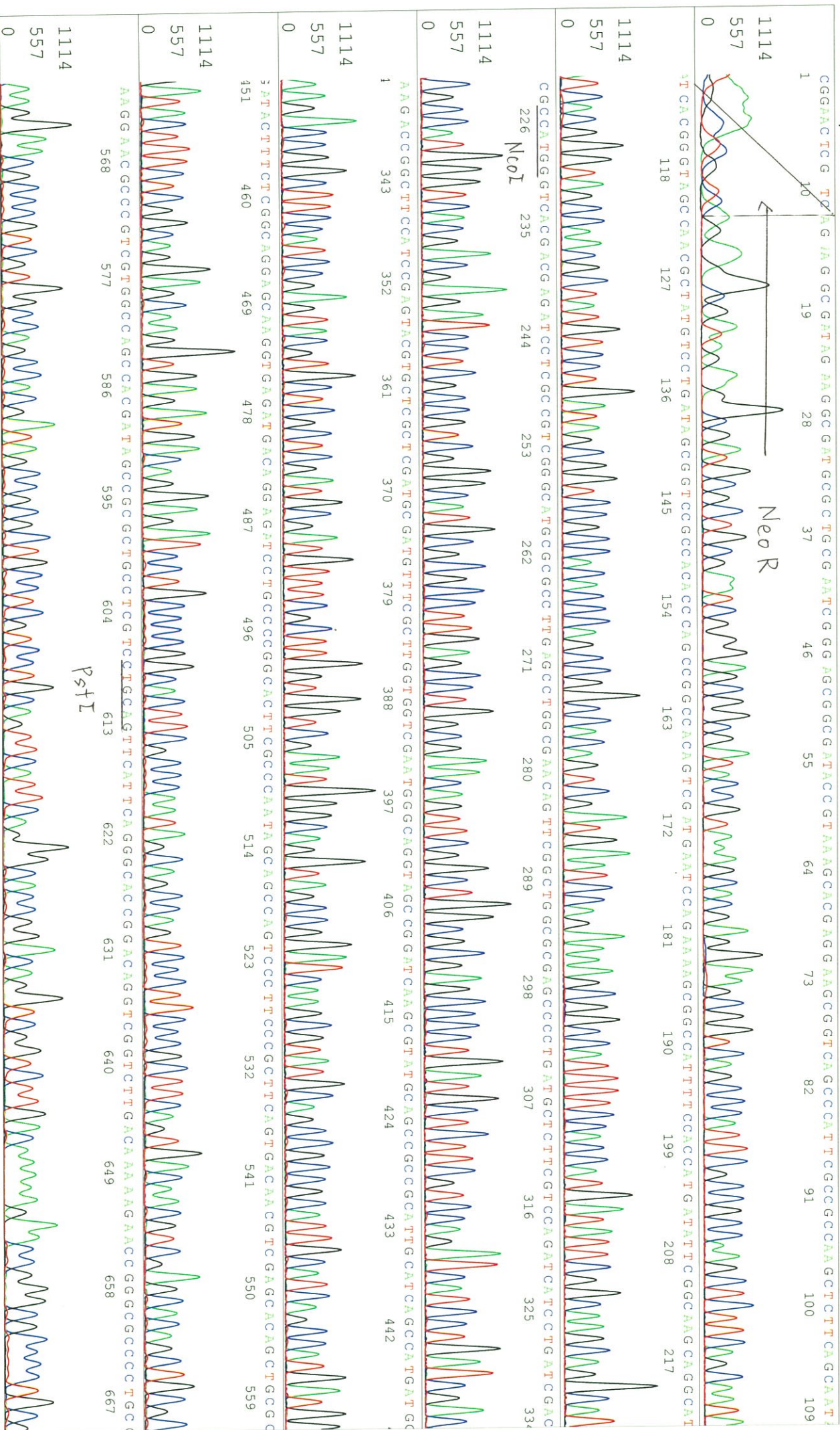
Spacing:11.73 Pts/Panel1350

Version 6.0 HiSeqV Bases: 960

Plate Name: 20181112_dnabank







S/N G:164 A:161 T:144 C:256

D02692A5_A5He_4_HSV_TK_pA_R

Nov 12, 2018 04:32PM, JST

KB.bcp

KB_3500_POP7_BDTV3.mob

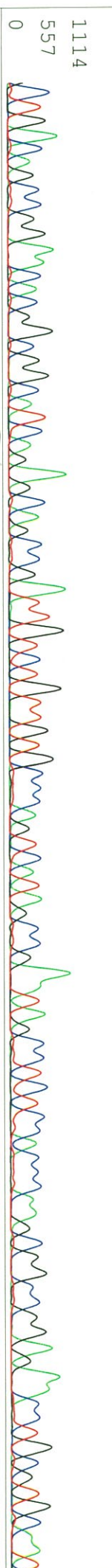
Nov 12, 2018 05:00PM, JST

KB 1.4.1.8 Cap:9

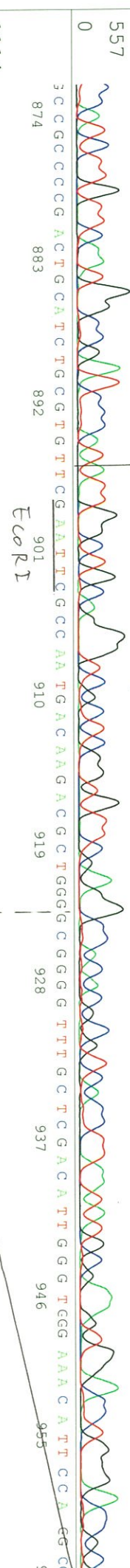
Pts 1504 to 13115 PK1 Loc:1481

Spacing:11.7 Pts/Panel1350


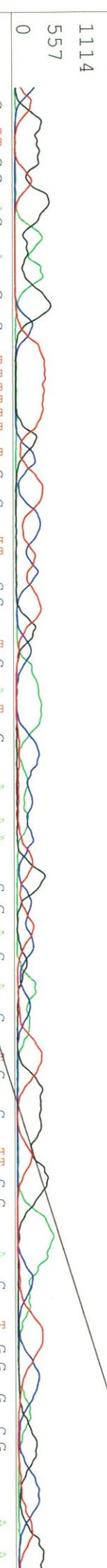
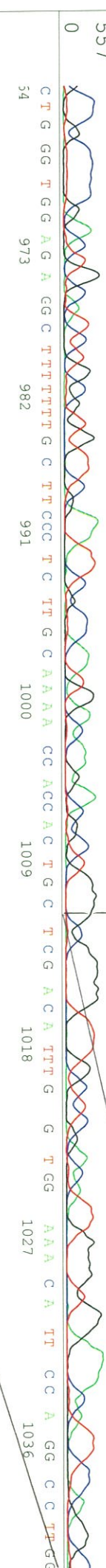
3CTGACAGCCCGAAACAAGCCGCGCATCAAGACAGCCGATTTGTTGGTGGCCCAAGTCAATAGCCGAATAGCCCTCCCAACCAAGCGGCGGAAACCCTGGCAAT



TK promoter



TK pro.



S/N G:74 A:72 T:80 C:108

primer name EF1a-N_R

D02692A5_A5He_4_EF1a-N_R

Nov 12, 2018 04:32PM, JST

KB.bcp

5TAGGCACCGGTTCAATTG3'

KB_3500_POP7_BDTV3.mob

Nov 12, 2018 05:00PM, JST

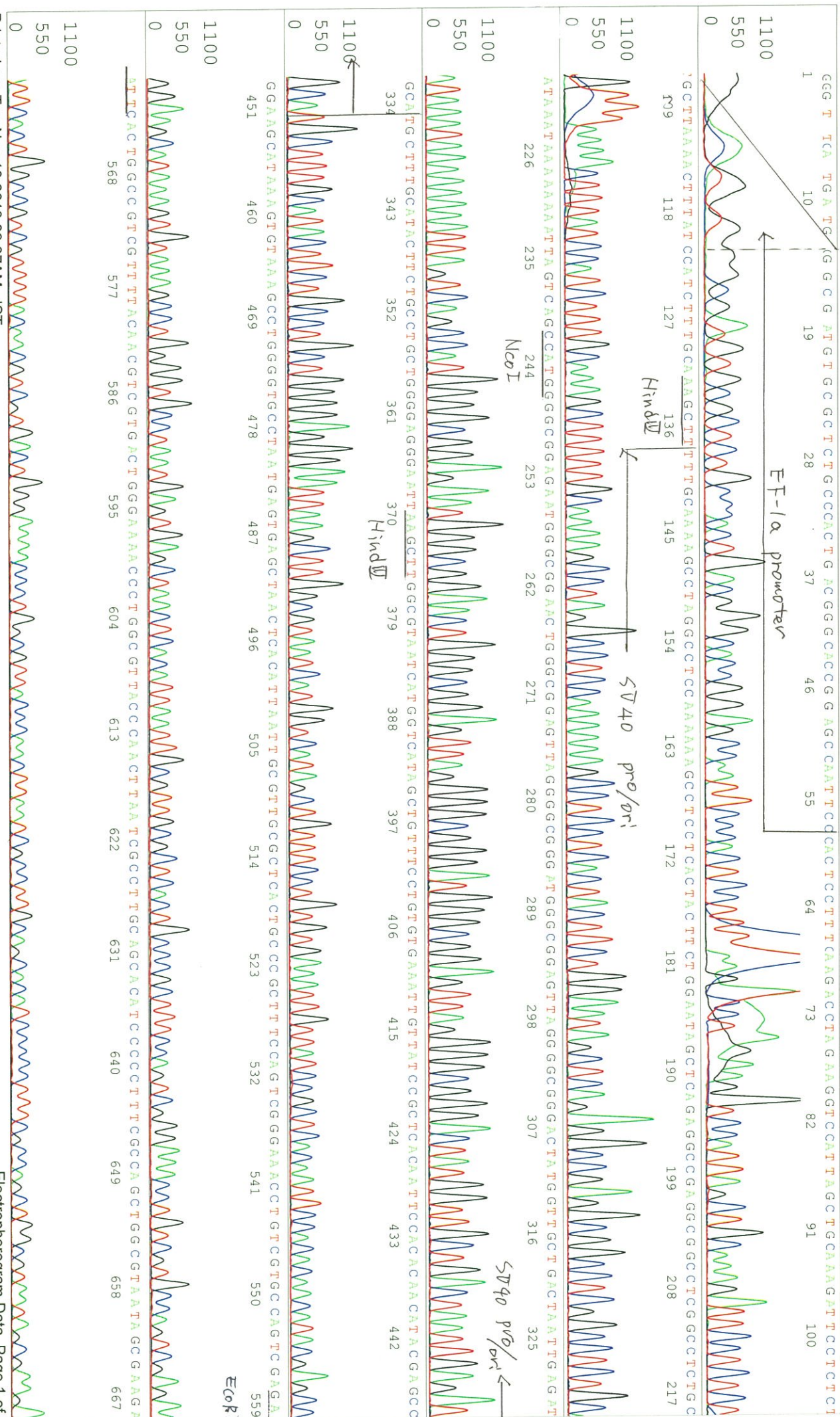
KB 1.4.1.8 Cap:15

Pts 1550 to 13118 PK1 Loc:1550

Spacing:11.68 Pts/Panel1350

Version 6.0 HiSeqV Bases: 999

Plate Name: 20181112_dnabank



S/N G:74 A:72 T:80 C:108

D02692A5_A5He_4_EF1a-N_R

KB_3500_POP7_BDTV3.mob

Pts 1550 to 13118 PK1 Loc:1550

Version 6.0 HISQV Bases: 999

Nov 12, 2018 04:32PM, JST

Nov 12, 2018 05:00PM, JST

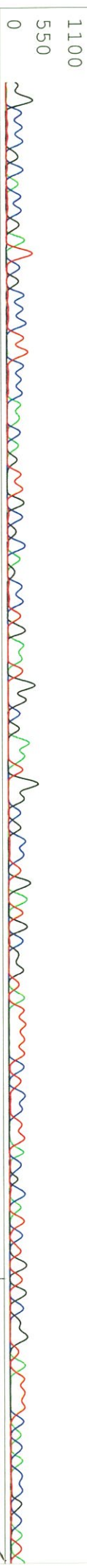
Spacing: 11.68 Pts/Panel1350

Plate Name: 20181112_dnabank

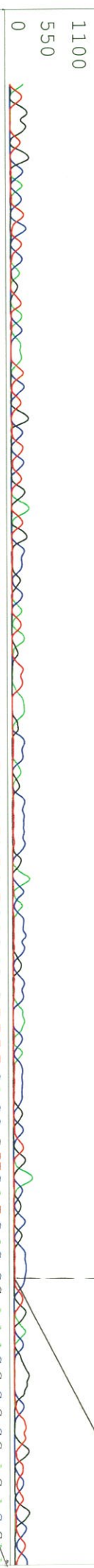
KB 1.4.1.8 Cap:15

GGCCCCGACCGATTCGGCCCTCCCAACAGTTGCCAGCCCTGAATGGCGAATGGCCCTGATGCGGGTATTCTCTCTTACGCCATCTGTGCGGATTTCAACCGCAT

Nd.2



ATGGTGACCTCTCAGTACAATCTGCTCTGATGCCCGCATAGTTAAGCCAGCCCGACACCCGCCAAACAACCCGCTGACCGCGCCCTGACGGGCTTGCTGCCT




CCGGCATCCGCTTACAGACAAGCTGTGACCGTCTCCGGGGAGCTGCGATGTGTCAGAGGTTTTCACCGTTCATCACCGAAACGCCGAAACGCCGAGACGTA



AAEGGCCCCTCGTGTATACGGCCCTATTTTTATAAGGTTAATGTCTATGAATAAATAATGGTTTCTTAAAGACGGTCAAGGTTCAAGGGTCCAG



TTCCGGGGAAATGTGGCGCGGAAACCCTAAATTTTGAATTAATTTTCTTAAATAAATAAATAAATAAATAAATAAATAAATAAATAAATAAATAAATAA



TATTGAT

