

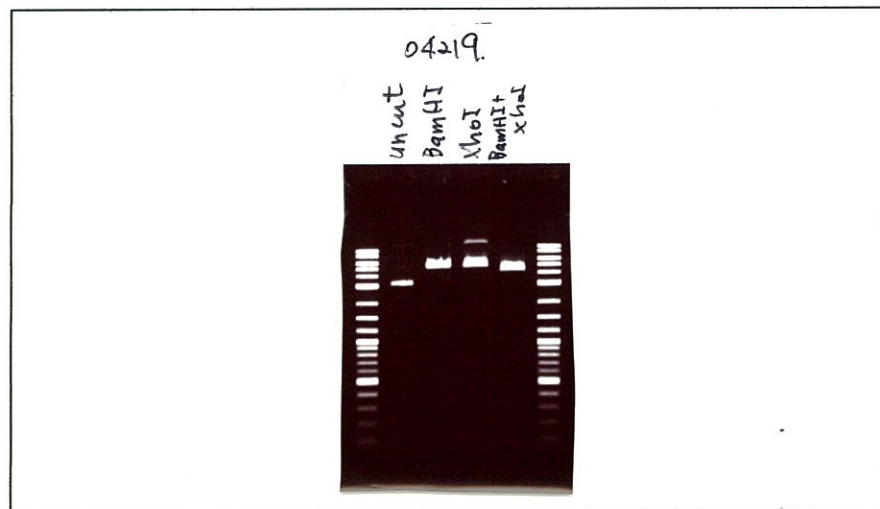
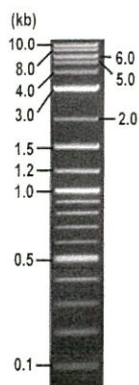


**RIKEN DNA BANK**

clone name : pGEX-G3-1a

- Clone ID : RDB\_04219
- Lot : 13382\_A5Ft
- DNA Concentration : 25 nanogram/microliter
- Volume : 40 microliter
- Form : DNA solution in TE buffer
- Host : DH5 alpha
- Culture : LB medium
- Antibiotics : 100 microgram/ml Ampicillin
- Purification : QIAGEN QIAprep Spin Miniprep kit
- Digestion by restriction enzyme

2-Log DNA Ladder  
(NEB#N3200L),  
125 ng/well



Electrophoresis : 37 nanogram DNA per lane ; 1% agarose gel , 1 x TAE Buffer

Restriction enzyme	Expected size of fragment
<u>BamHI</u>	<u>5.7</u> kbp
<u>XhoI</u>	<u>5.7</u> kbp
<u>BamHI + XhoI</u>	<u>4.9, 0.8</u> kbp
	kbp
	kbp

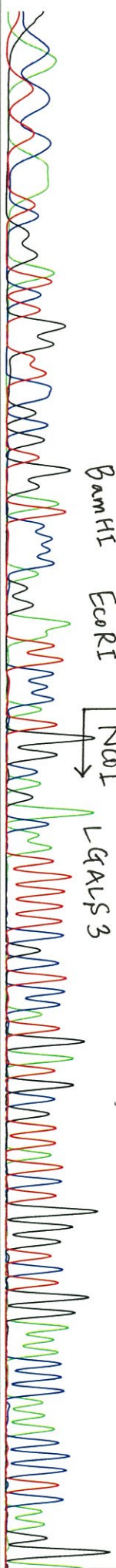
● Confirmation of the insertion sequence

Sequence name	Primer name	Sequence name	Primer name
Sequence - A	pGEX-F	Sequence - E	-
Sequence - B	-	Sequence - F	-
Sequence - C	-	Sequence - G	-
Sequence - D	-	Sequence - H	-

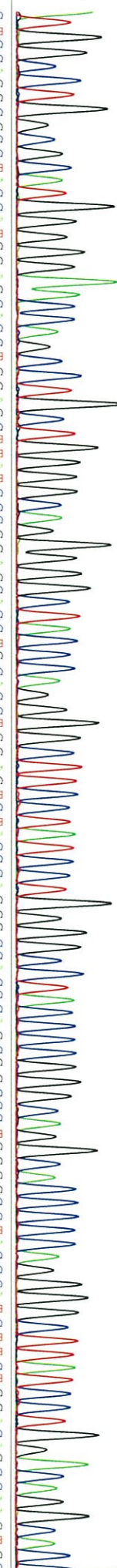
APPROVED BY :




1 GG CA TCG TC A AT C G G AT C T G G T T C C C C G T G G A T C C C C A G G A A T T C C C C T G C A G A C A A T T T T C G C C T C C A T G A T G C C G T T A T C T G G G T C T G G A A A C C C A A C C C T C A A G G




AT G G C C T G G C C G C A T T G G G G A A C C A G C C T G C T G C T T G G G G C A G G G G G C T A C C C A G G G G C T T C C T A T C C T G G G G C C T A C C C C G G C A G G C A C C C C A G G G C T T A T C C T G G A C A G G C A C



CTCCAGGGCCCTTACCATTGGAGCACCTGGAAGCTTATCCCGAAGCACCTGCACTGGAGTCTAACCCAGGGCCAACCCAGCGGCGCCCTGGGGCCCTAACCCATCTCTGGGACAGCCAAAGTTCC



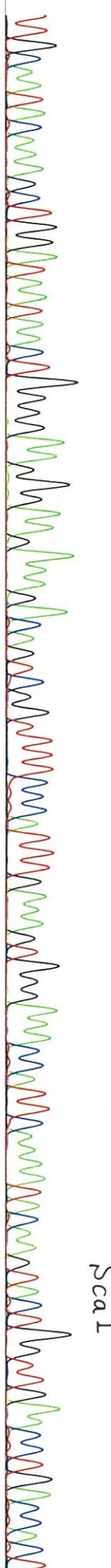
CCCCGAGCCCTACCCTGGCCACTGGCCCCCTATGGCCCCCTGCTGGGCCACTGATTTGTGCCCTTATTAACCTTGGCTTGGGGGAGTGGTGCCCTGCATGCTGATTAACAATTCC



TGGGCACGGGTGAAAGCCCAATGCAAAACAGAAATTGCCTTTAGATTTCCAAAAGAGGGAATGATGTTGCCCTTCCACTTTAAACCCACGCTTCAATGAGAAACAAGAGAGTCCATTGT



TTGCAATACAAAGCTGGATAATACTGGGGAAAGGGAAGAAAGACA GTCCGGTTTCCCAATTGAAAAGTGGGAAAACAATTCAAAATACAAAGTACTGGTTGAACTTGACCACT



T C A A G G T T G C A G T G A A T G A T G C T C A C C T T G T T G C A G T A C A A T C A T C G G G T T A A A A A C T C A A T G A A A T C A G C A A C T G G G A A T T T C T G G T G A C A T A G A C C T C A C C A G T

1024

512



G C T T C A T A T A C C A T G A T A T A C T C T C G A G C G C C C C C A T C C G T G A C T G A C T G A C G A T C T G C C C T C C G C G T T C C G G T G A T G A C G G T G A A A C C T C T G A C A C A T G C A G C

LGALS3

stop  
XhoI

NotI

T C C C G G A G A C G G T C A C A G C T T T G T C T G T A A G C C G A T G C C C G G A G C A G A C A A G C C C G T C A G G G C G C G T C A G C G G T G T G G C C G G T G T C G G G T G T C G G G C C G A G

1024

512



C C A T G A C C C A G T C A C G T A G C G A T A G C C G G A G T G T A T A A T T C T T G A A G A C G T C P A G C T G C A C T T T C G A G C G A A A G G C C T C G T G A T A C G C C T A T T T T T T A T A G G T T

A T G T C A T G A T A A T A A T A A T G G A T T T T T C T T A G A C G T C P A G C T G C A C T T T C G A G C A A A G G C C T A G G C G C A A A G G C C T A T T T T T T A T A G G T T

1024

512



A A C C T A A T A A C T C T G A G T T T A G A C G T C P A G C T G C A C T T T C G A G C A A A G G C C T A G G C G C A A A G G C C T A T T T T T T A T A G G T T

1024

512



A A C C T A A T A A C T C T G A G T T T A G A C G T C P A G C T G C A C T T T C G A G C A A A G G C C T A G G C G C A A A G G C C T A T T T T T T A T A G G T T