Gene Engineering Division
RIKEN BioResource Research Center

RIKEN DNA BANK

clone name : pRZ-mOct4-CNL

- Clone ID : RDB _ 13378
- Lot : 13378 _ A5E8
- DNA Concentration : 25 nanogram/microliter
- Volume : 40 microliter
- Form : DNA solution in TE buffer
- Host : DH5 alpha
- Culture : LB medium
- Antibiotics : 100 microgram/ml Ampicillin
- Purification : QIAGEN QIAprep Spin Miniprep kit
- Digestion by restriction enzyme

1 kb Plus DNA Ladder
(NEB#N3200L),
250 ng/well

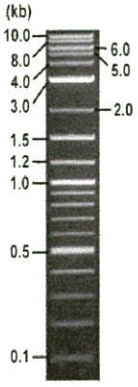

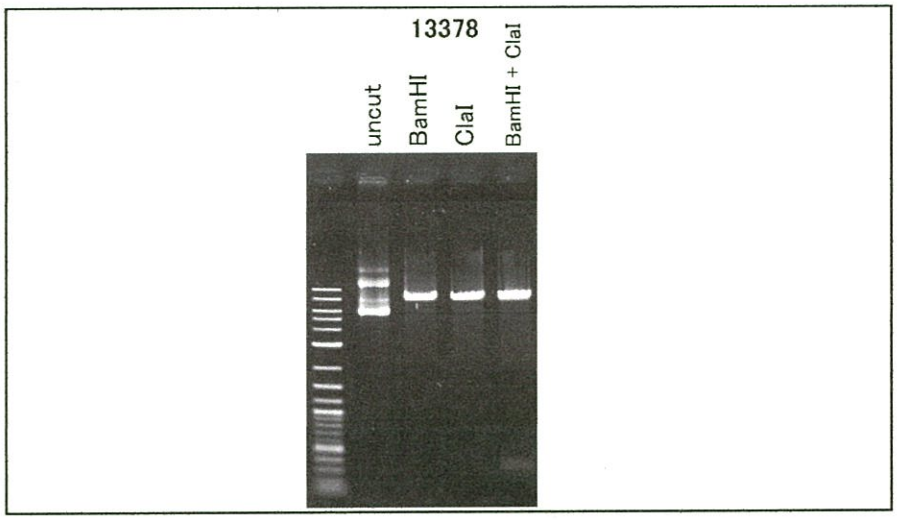

Erectrophoresis : 100 nanogram DNA per lane ; 1% agarose gel , 1 x TAE Buffer

Restriction enzyme		Expected size of fragment	
BamHI	:	7.8	kbp
ClaI	:	7.8	kbp
BamHI + ClaI	:	7.5, 0.3	kbp

- Confirmation of the insertion sequence

Sequence name	Primer name	Sequence name	Primer name
Sequence - A	env_F	Sequence - E	pUC-M13_-100
Sequence - B	EGFP-C-rev	Sequence - F	HIVgp_R1
Sequence - C	mTurquoise2-M_F	Sequence - G	SV40pro_R
Sequence - D	PRE_rev	Sequence - H	-

APPROVED BY :

Applied Biosystems

S/N G:314 A:390 T:250 C:250
KB.bcp
KB 1.4.1.8 Cap:2

primer name A : env_F
5'-AAGGAATAGAAGAAGAAGGTGG-3'

13378_13378_A9D8F_env_F_2_A11_02_ABI24
13378_13378_A9D8F_env_F_2
KB_3500_POP7_BDTv3.mob
Pts 1454 to 13398 Pk1 Loc:1431
Version 6.0 HiSQV Bases: 988

Inst Model/Name 3500/3500 Instrument
Apr 25,2019 09:45AM, JST
Apr 25,2019 10:23AM, JST
Spacing:11.97 Pts/Panel1350
Plate Name: 20190425_dnabank

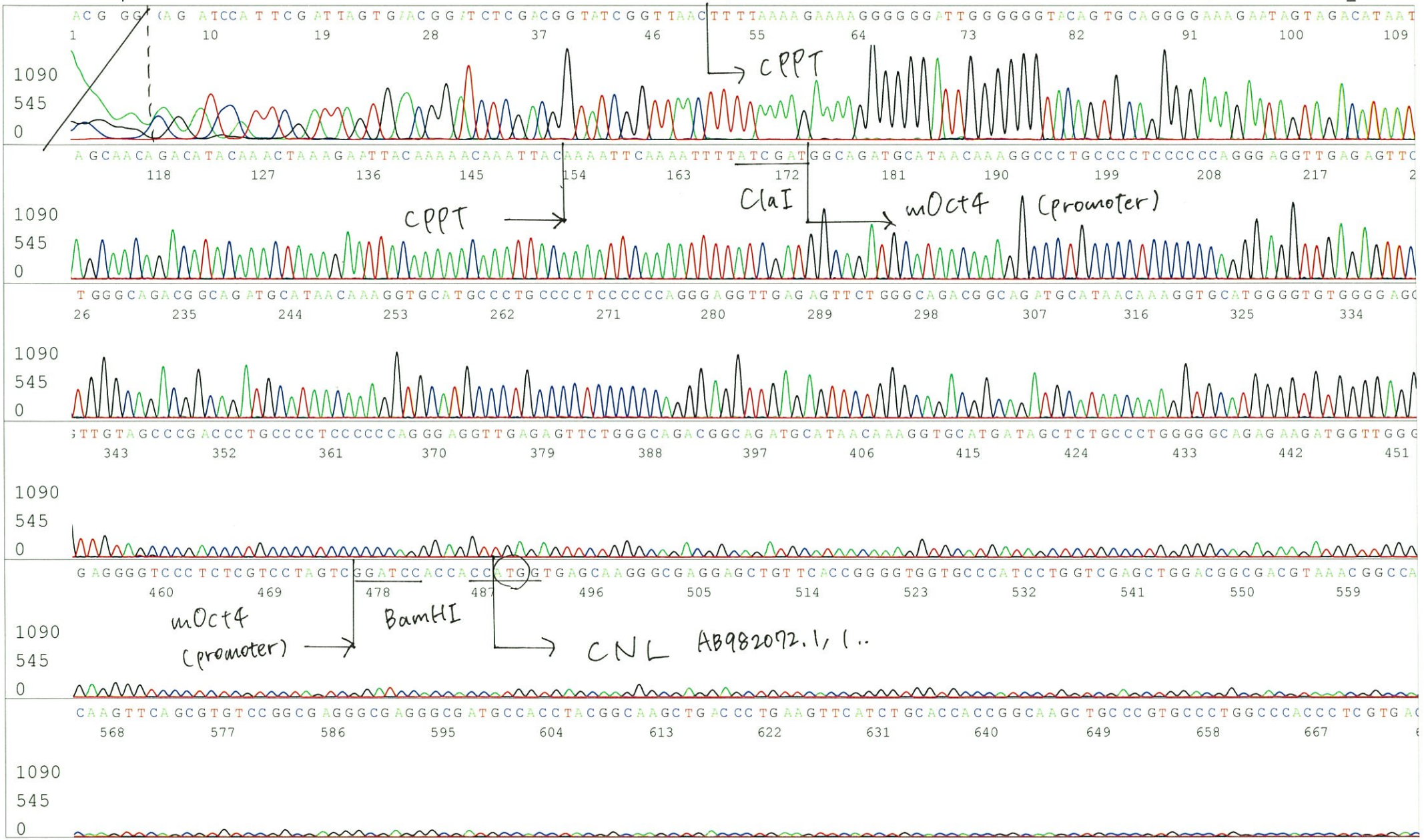

Applied Biosystems

S/N G:314 A:390 T:250 C:250
KB.bcp
KB 1.4.1.8 Cap:2

13378_13378_A9D8F_env_F_2_A11_02_ABI24
13378_13378_A9D8F_env_F_2
KB_3500_POP7_BDTv3.mob
Pts 1454 to 13398 Pk1 Loc:1431
Version 6.0 HiSQV Bases: 988

Inst Model/Name 3500/3500 Instrument
Apr 25,2019 09:45AM, JST
Apr 25,2019 10:23AM, JST
Spacing:11.97 Pts/Panel1350
Plate Name: 20190425_dnabank



Applied Biosystems

S/N G:134 A:85 T:106 C:116
KB.bcp
KB 1.4.1.8 Cap:13

primer name B : EGFP-C_rev
5'-CACGAACTCCAGCAGGACCATG-3'

13378_13378_A9D8F_3_EGFP-C_rev_E07_13_ABI24
13378_13378_A9D8F_3_EGFP-C_rev
KB_3500_POP7_BDTv3.mob
Pts 1397 to 13297 Pk1 Loc:1374
Version 6.0 HiSQV Bases: 917

Inst Model/Name 3500/3500 Instrument
Apr 22,2019 01:47PM, JST
Apr 22,2019 02:13PM, JST
Spacing:11.84 Pts/Panel1350
Plate Name: 20190422_dnabank

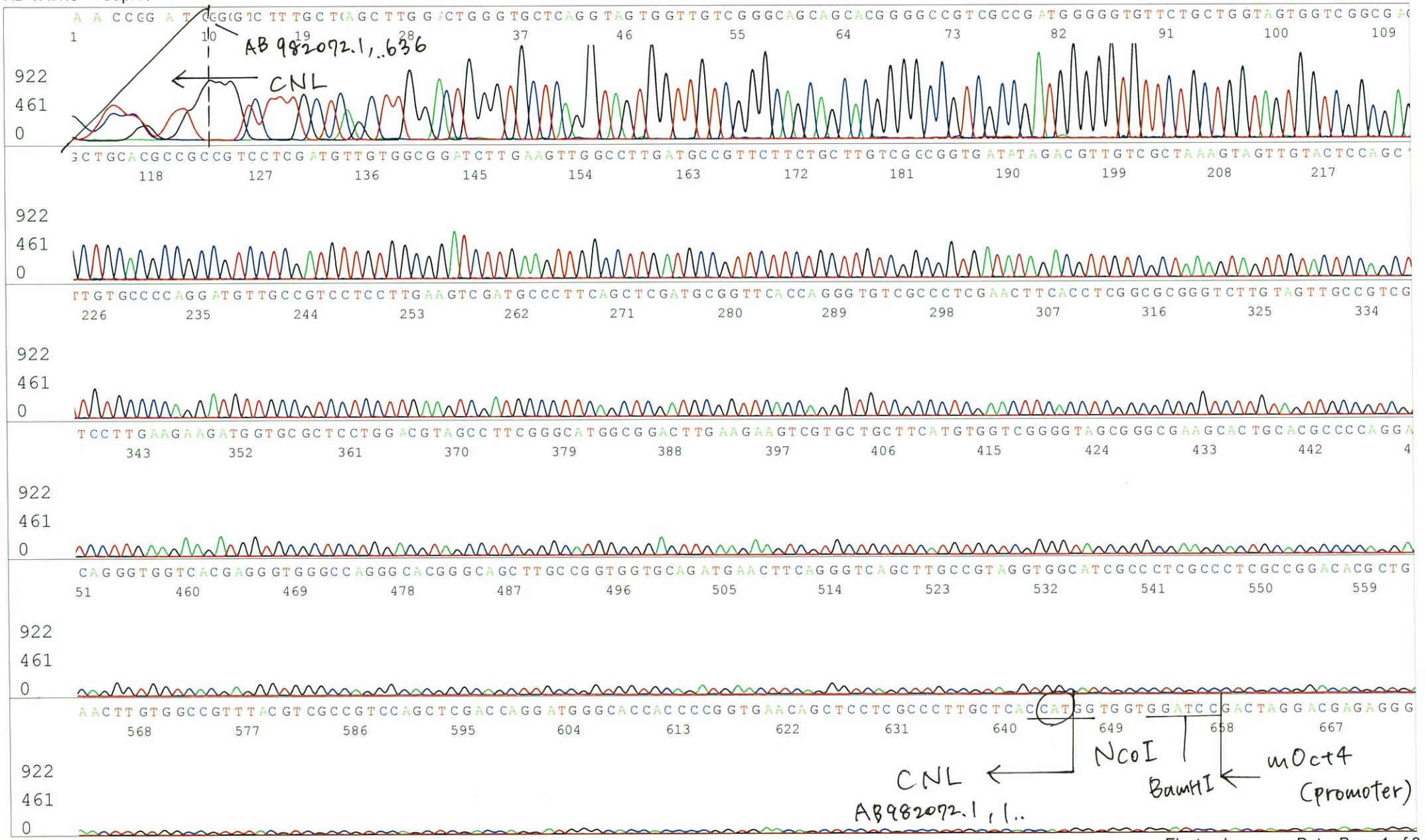

mOct4
(promoter)

Applied Biosystems

S/N G:27 A:33 T:23 C:38
KB.bcp
KB 1.4.1.8 Cap:5

primer name C : mTurquoise2-M_F
5'- AAGGCCAACTTCAAGATCCG -3'

13378_13378_A9D8F_3_mTurquoise2-M_F_E03_05_ABI08
13378_13378_A9D8F_3_mTurquoise2-M_F
KB_3500_POP7_BDTv3.mob
Pts 1560 to 14167 Pk1 Loc:1560
Version 6.0 HiSQV Bases: 989

Inst Model/Name 3500/3500 Instrument
May 13,2019 01:04PM, JST
May 13,2019 01:47PM, JST
Spacing:12.78 Pts/Panel1350
Plate Name: 20190513_dnabank

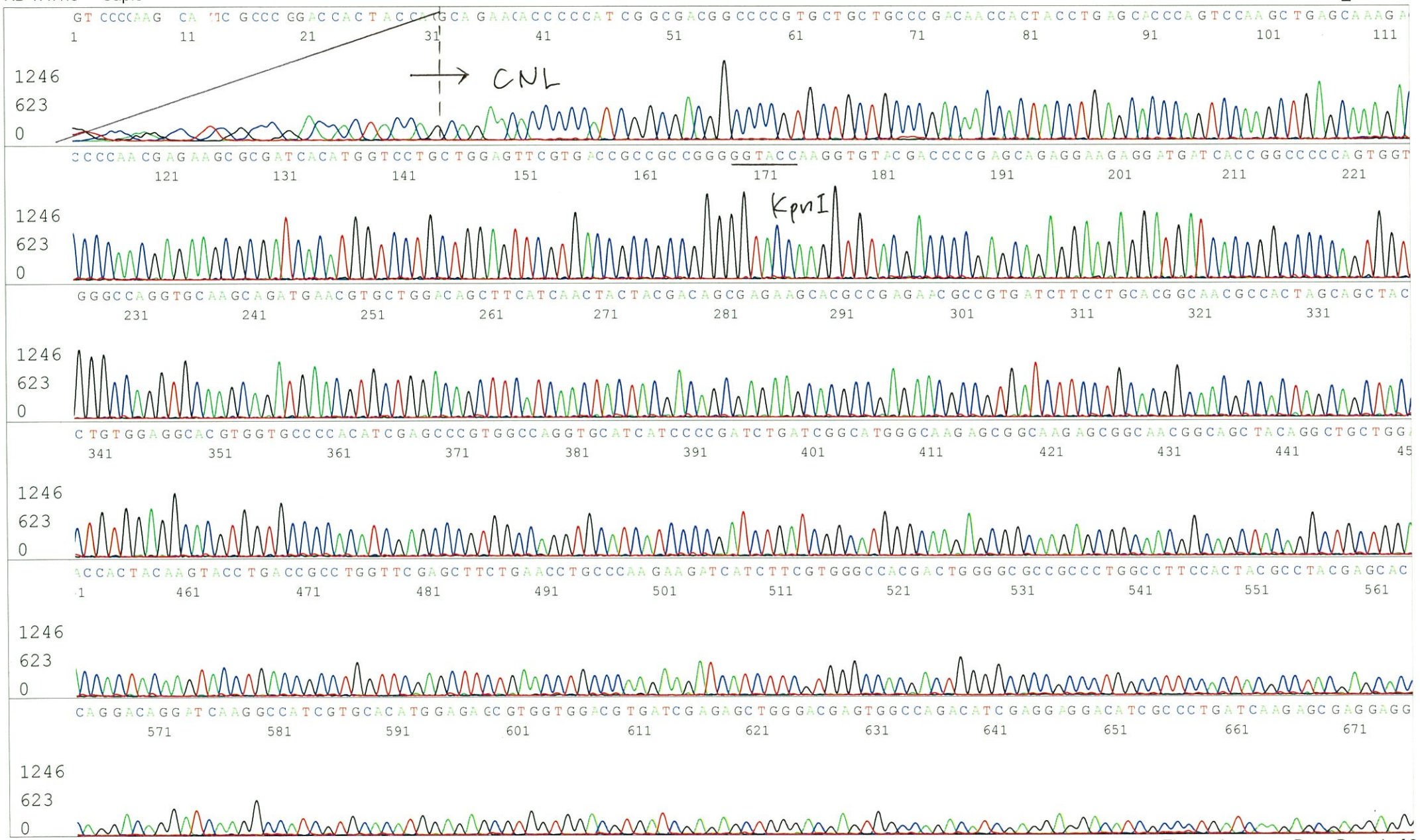

Applied Biosystems

S/N G:27 A:33 T:23 C:38
KB.bcp
KB 1.4.1.8 Cap:5

13378_13378_A9D8F_3_mTurquoise2-M_F_E03_05_ABI08
13378_13378_A9D8F_3_mTurquoise2-M_F
KB_3500_POP7_BDTv3.mob
Pts 1560 to 14167 Pk1 Loc:1560
Version 6.0 HiSQV Bases: 989

Inst Model/Name 3500/3500 Instrument
May 13,2019 01:04PM, JST
May 13,2019 01:47PM, JST
Spacing:12.78 Pts/Panel1350
Plate Name: 20190513_dnabank



Applied Biosystems

S/N G:86 A:86 T:100 C:118
KB.bcp
KB 1.4.1.8 Cap:4

primer name D : PRE_rev
5'- AGCAATAGCATGATACAAAGGC-3'

13378_13378_A9D8F_PRE_rev_B10_04_ABI24
13378_13378_A9D8F_PRE_rev
KB_3500_POP7_BDTv3.mob
Pts 1430 to 13372 Pk1 Loc:1407
Version 6.0 HiSQV Bases: 993

Inst Model/Name 3500/3500 Instrument
Apr 25,2019 09:45AM, JST
Apr 25,2019 10:23AM, JST
Spacing:11.96 Pts/Panel1350
Plate Name: 20190425_dnabank

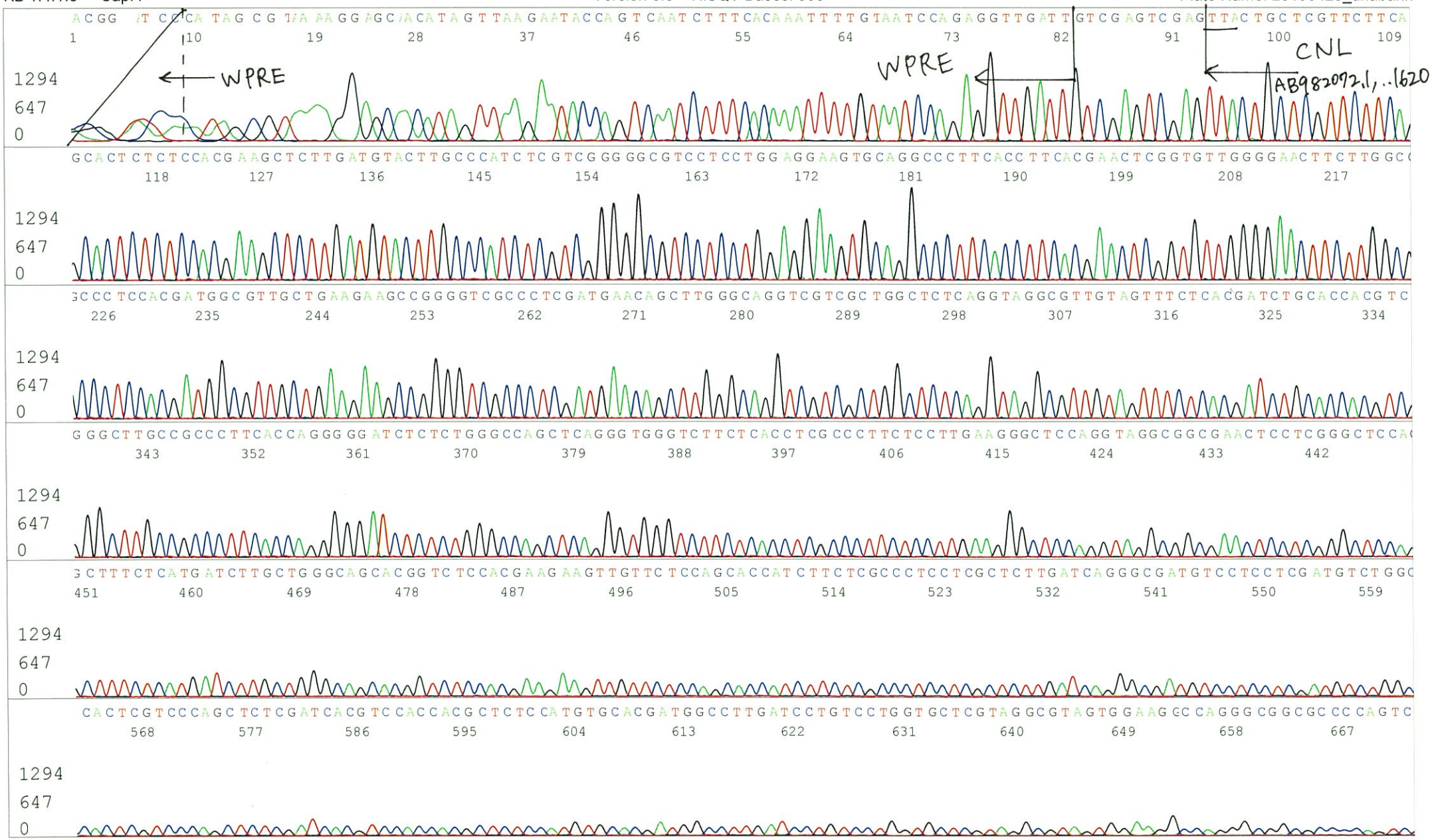


GTGGCCCACGAAGATGATCTTCTTGGGCAGGTTCAGAAGCTCGAACCAGGCGGTCAGGTACTTGTAGTGGTCCAGCAGCCTGTAGCTGCCGTTGCCGCTCTTGCCGCTC
676 685 694 703 712 721 730 739 748 757 766 775
1294
647
0
TTGCCCATGCCGATCAGATCGGGGGATGATGCACCTGGCCACGGGCTCGATGTGGGGCACCACGTGCCTCCACAGGTAGCTGCTAGTGGCGTTGCCGTGCAGGAA
784 793 802 811 820 829 838 847 856 865 874 883
1294
647
0
GATCACGGCGTTCTCGGCGTGCTTCTCGCTGTCGTAGTAGTTGATGAAGCTGTCCAGCACGTTCATCTGCTTGCACCTCGGCCCACCAACTGGGGGGCCCCG
892 901 910 919 928 937 946 955 964 973 982
AB982072.1,
749..
CNL
1294
647
0
TGATCAATCCTCTTTCCTCTGCTCGGGGTTCGTACACCTTTGGTAACCCCCCGGCCGGCGGTCACGAAACTCCAGCAGGACCCATGTGAATCGCC
991 1000 1009 1018 1027 1036 1045 1054 1063 1072 1081
1294
647
0
GCTTCTCGTTTGGGGTCCTTTGCTCAACCTTGGAACTGGGGTGCCTCAA
1090 1099 1108 1117 1126
1294
647
0
1294
647
0

Applied Biosystems

13378_13378_A9D8F_3_pUC-M13_-100_G07_19_ABI24
13378_13378_A9D8F_3_pUC-M13_-100
KB_3500_POP7_BDTv3.mob
Pts 1370 to 13355 Pk1 Loc:1347
Version 6.0 HiSQV Bases: 1011

Inst Model/Name 3500/3500 Instrument
Apr 22,2019 01:47PM, JST
Apr 22,2019 02:13PM, JST
Spacing:11.87 Pts/Panel1350
Plate Name: 20190422_dnabank

S/N G:74 A:100 T:64 C:71
KB.bcp
KB 1.4.1.8 Cap:19

primer name E : pUC-M13_-100
5'- ATTACGCCAGCTGGCGAAAGG -3'

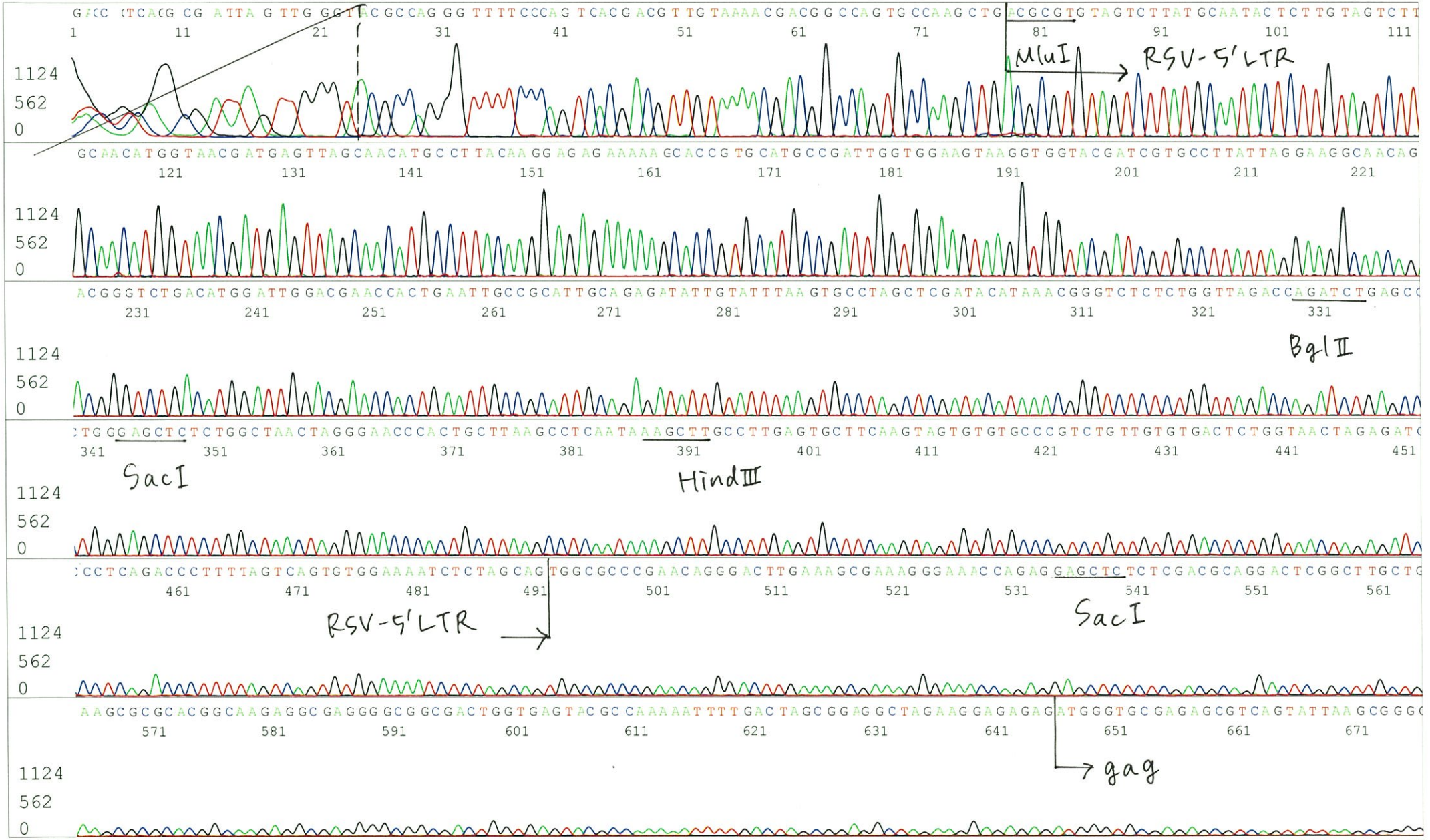

Applied Biosystems

S/N G:74 A:100 T:64 C:71
KB.bcp
KB 1.4.1.8 Cap:19

13378_13378_A9D8F_3_pUC-M13_-100_G07_19_ABI24
13378_13378_A9D8F_3_pUC-M13_-100
KB_3500_POP7_BDTv3.mob
Pts 1370 to 13355 Pk1 Loc:1347
Version 6.0 HiSQV Bases: 1011

Inst Model/Name 3500/3500 Instrument
Apr 22,2019 01:47PM, JST
Apr 22,2019 02:13PM, JST
Spacing:11.87 Pts/Panel1350
Plate Name: 20190422_dnabank



Applied Biosystems

S/N G:186 A:99 T:133 C:109
KB.bcp
KB 1.4.1.8 Cap:5

primer name F : HIVgp_R1
5'-TGCTTCCTGCTGCTCCCAAG-3'

13378_13378_A5E8_3_HIVgp_R1_B11_05
13378_13378_A5E8_3_HIVgp_R1
KB_3500_POP7_BDTv3.mob
Pts 1342 to 13154 Pk1 Loc:1319
Version 6.0 HiSQV Bases: 1017

Inst Model/Name 3500/3500 Instrument
Jun 04,2015 02:18PM, JST
Jun 04,2015 02:45PM, JST
Spacing:11.64 Pts/Panel1350
Plate Name: 20150604_GNP_kitaku

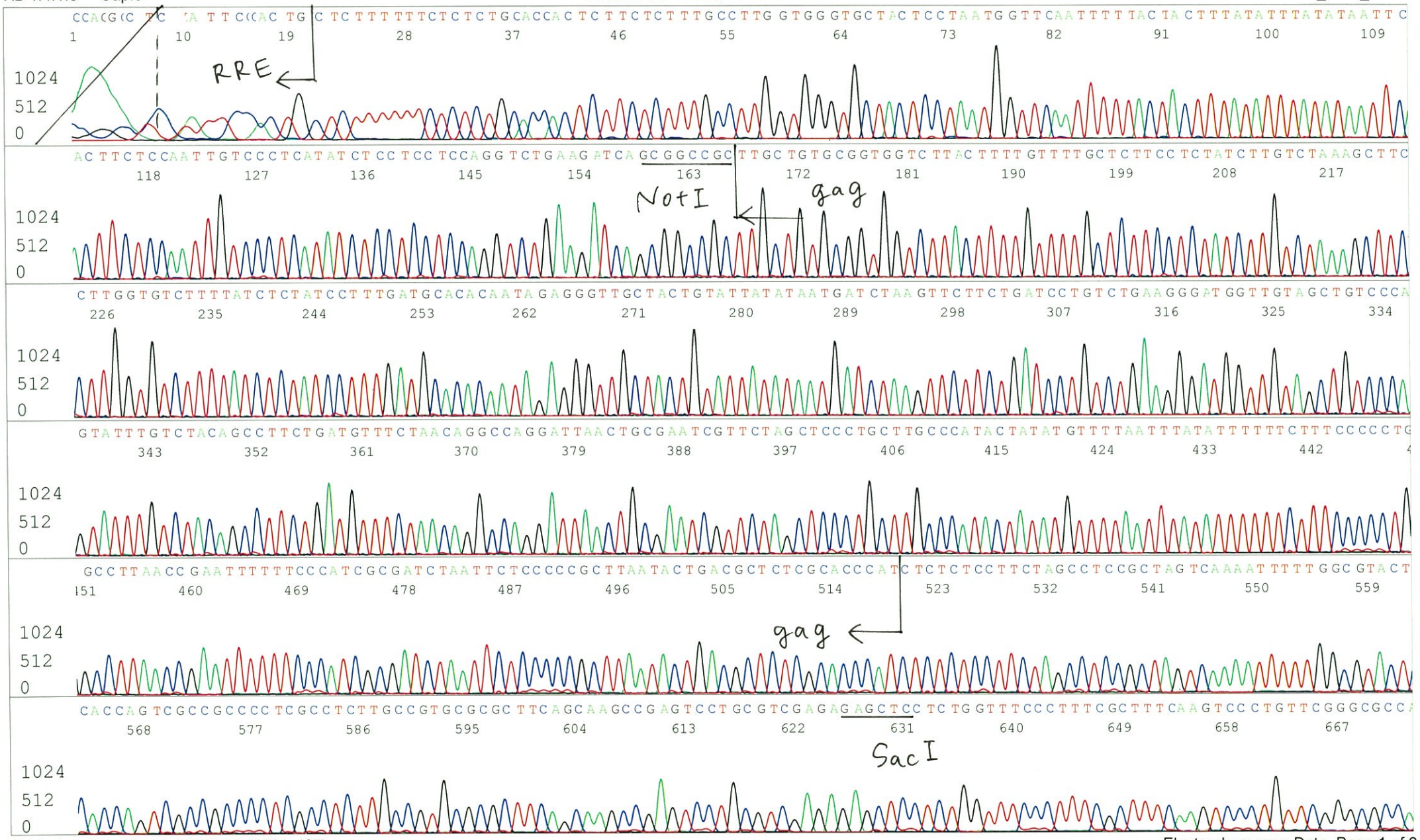

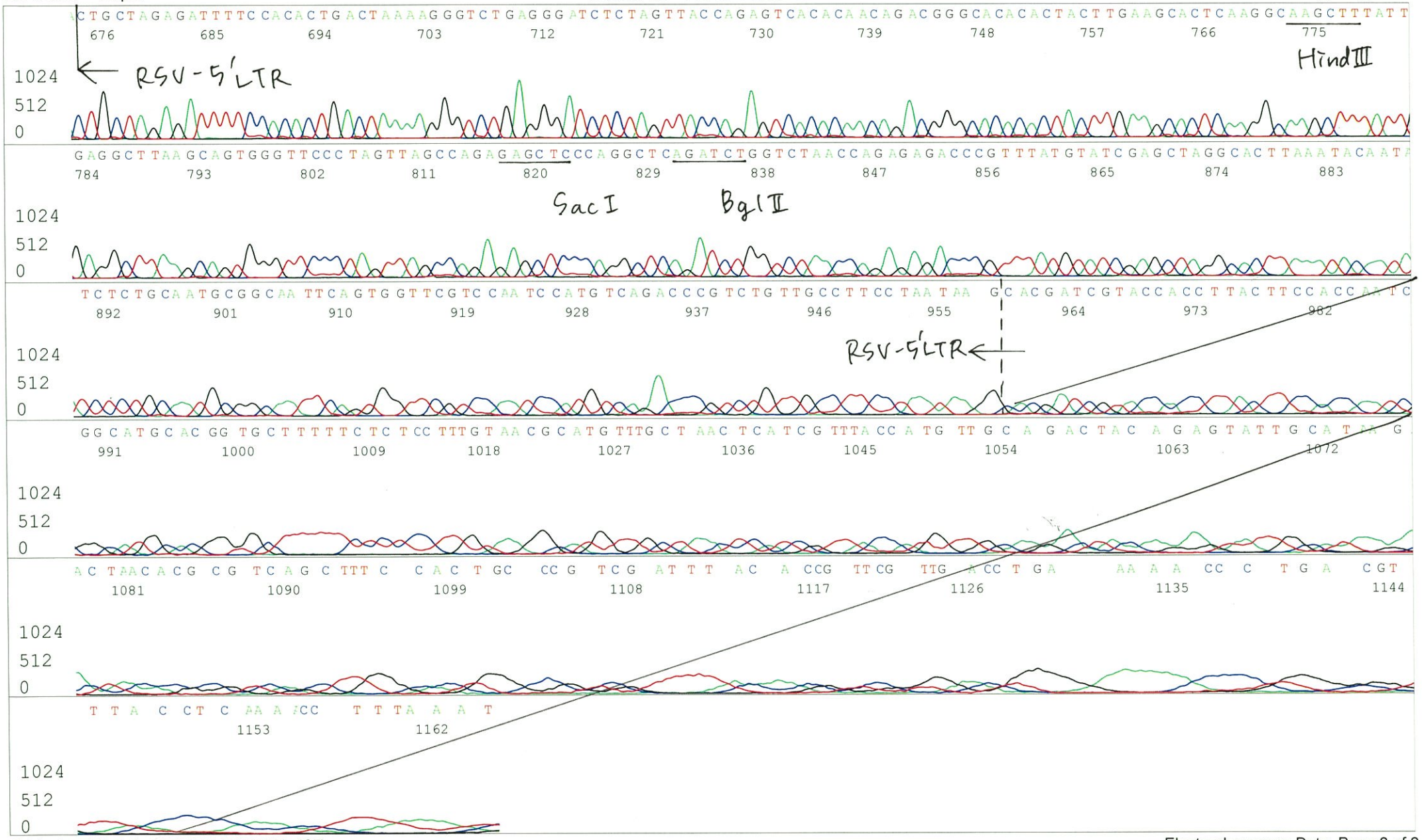
RSV-5'LTR
HindIII
SacI
BglII
RSV-5'LTR

Applied Biosystems

S/N G:17 A:31 T:22 C:21
KB.bcp
KB 1.4.1.8 Cap:22

primer name G : SV40pro_R
5'- TCTGGAATAGCTCAGAGGCC -3'

13378_13378_A9D8F_3_SV40pro_R_H07_22_ABI24
13378_13378_A9D8F_3_SV40pro_R
KB_3500_POP7_BDTv3.mob
Pts 1382 to 13381 Pk1 Loc:1359
Version 6.0 HiSQV Bases: 948

Inst Model/Name 3500/3500 Instrument
Apr 22,2019 01:47PM, JST
Apr 22,2019 02:13PM, JST
Spacing:12.05 Pts/Panel1350
Plate Name: 20190422_dnabank

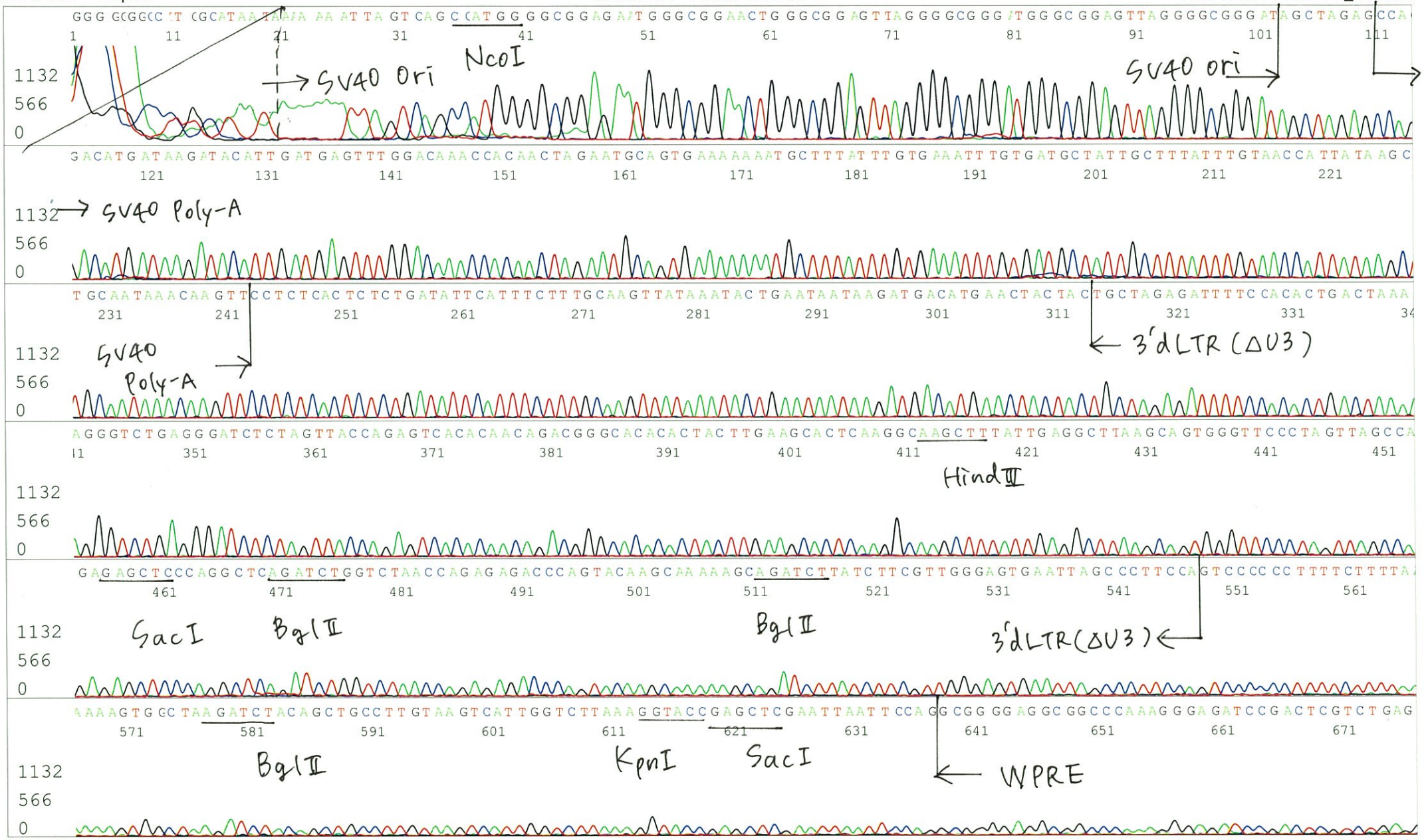

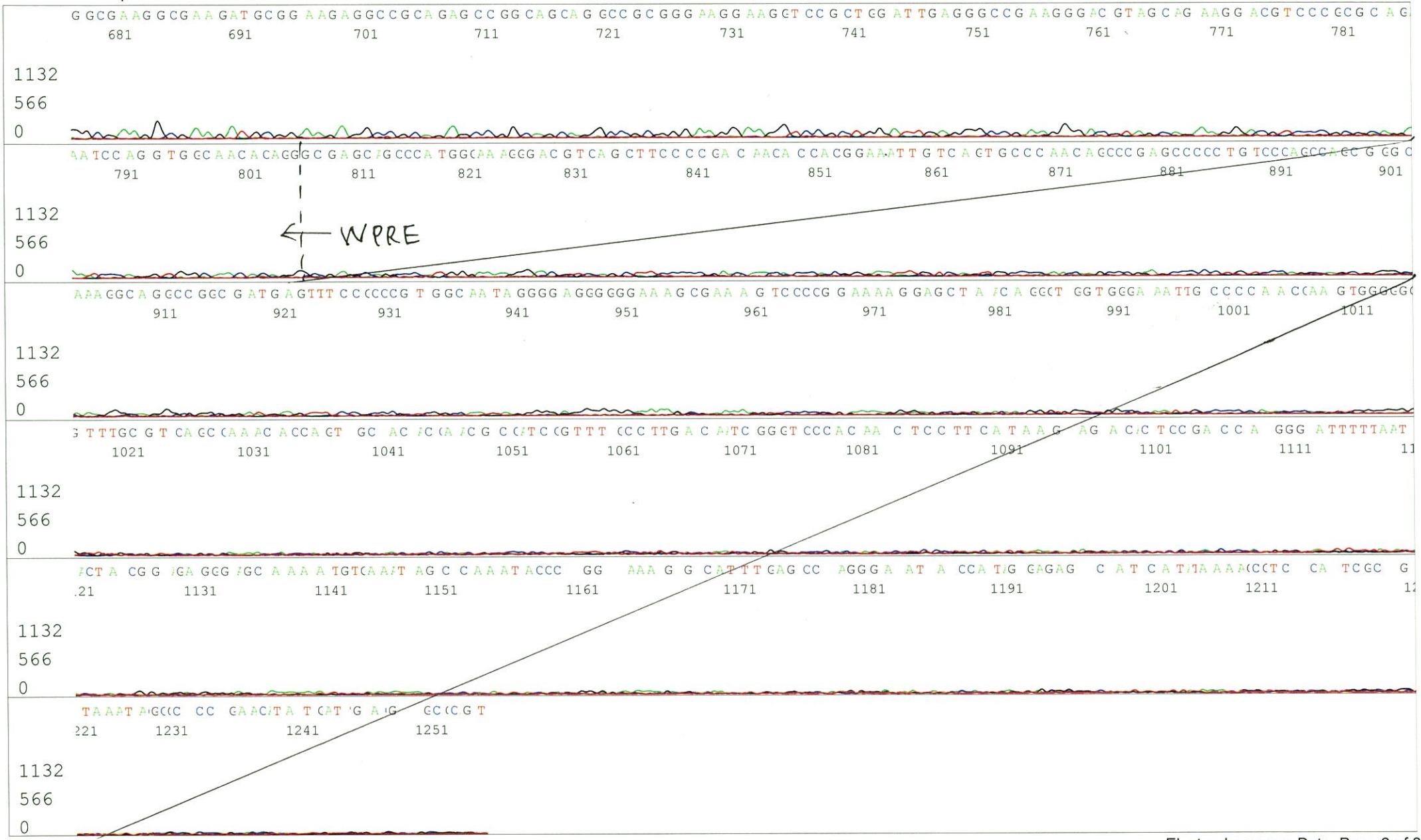
WPRE
1132
566
0