

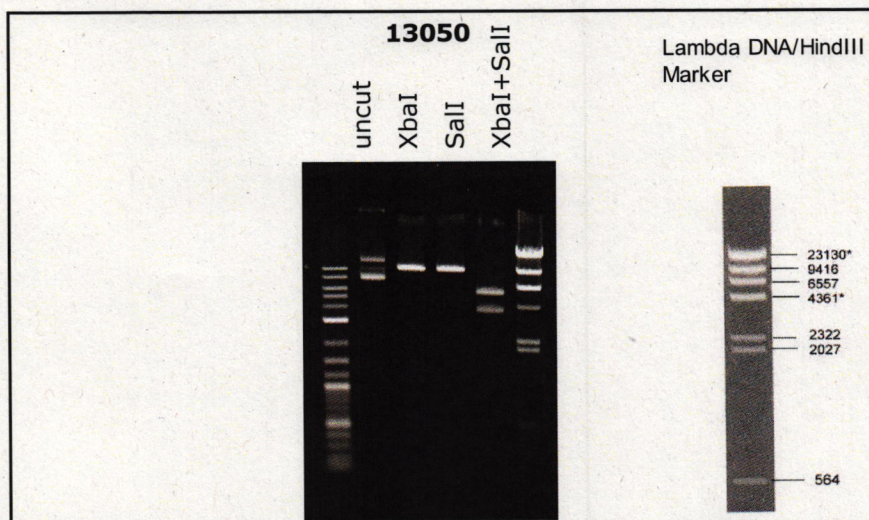
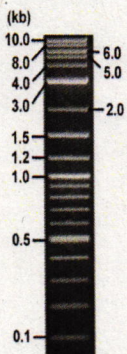


RIKEN DNA BANK

clone name : pCAP-Lamellipodin-His

- Clone ID : RDB _ 13050
- Lot : 13050 _ A5A5
- DNA Concentration : 25 nanogram/microliter
- Volume : 40 microliter
- Form : DNA solution in TE buffer
- Host : DH5 alpha
- Culture : LB medium
- Antibiotics : 100 microgram/ml Ampicillin
- Purification : QIAGEN QIAprep Spin Miniprep kit
- Digestion by restriction enzyme

1 kb Plus DNA Ladder
(NEB#N3200L),
250 ng/well



Electrophoresis : 100 nanogram DNA per lane ; 1% agarose gel , 1 x TAE Buffer

Restriction enzyme	Expected size of fragment	kbp
XbaI	10.1	kbp
SalI	10.1	kbp
XbaI+SalI	6.0, 4.1	kbp
		kbp

● Confirmation of the insertion sequence

Please be sure to check our sequence analysis results before your request.

Sequence name	Primer ID	Primer name	Confirmed feature
Sequence - A	Pr0328	pCAG-F	Chimeric intron,insert 5'(mLpd 5')
Sequence - B	Pr1303	IRES-R(DEP1835)	insert 3'(6xHis,mLpd 3')
Sequence - C	Pr0036	IRES-F	IRES,S-Tag,Thrombin site,PuroR
Sequence - D	Pr0554	PuroR_F	PuroR,SV40 pA,lacO,lac pro
Sequence - E	Pr0164	pAxCA_F1	insert 5'(mLpd 5')
Sequence - F	Pr0423	PuroR-rev	S-Tag,IRES
Sequence - G	Pr0008	Amp_R	AmpR pro,f1 ori
Sequence - H	-	-	-

APPROVED BY :



S/N G:12 A:13 T:12 C:14

KB.bcp

KB 1.4.1.8 Cap:8

primer name A : pCAG-F

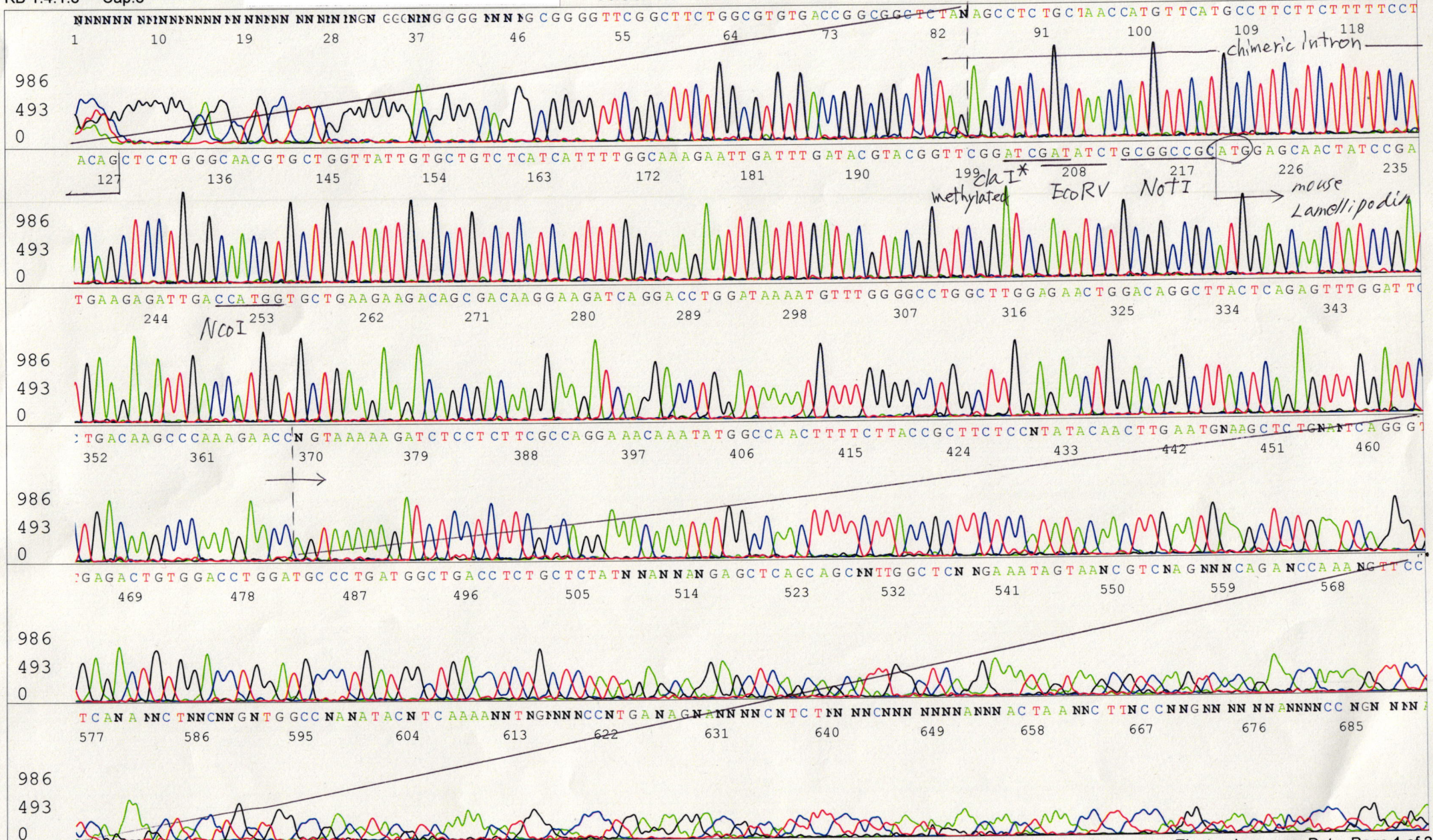
5'-TTCTCCATCTCCAGCCTCGG-3'

13050_13050_B3C1F_3_pCAG-F

KB_3500_POP7_BDTv3.mob

Pts 1386 to 14595 Pk1 Loc:1363

Version 6.0 HiSQV Bases: 594

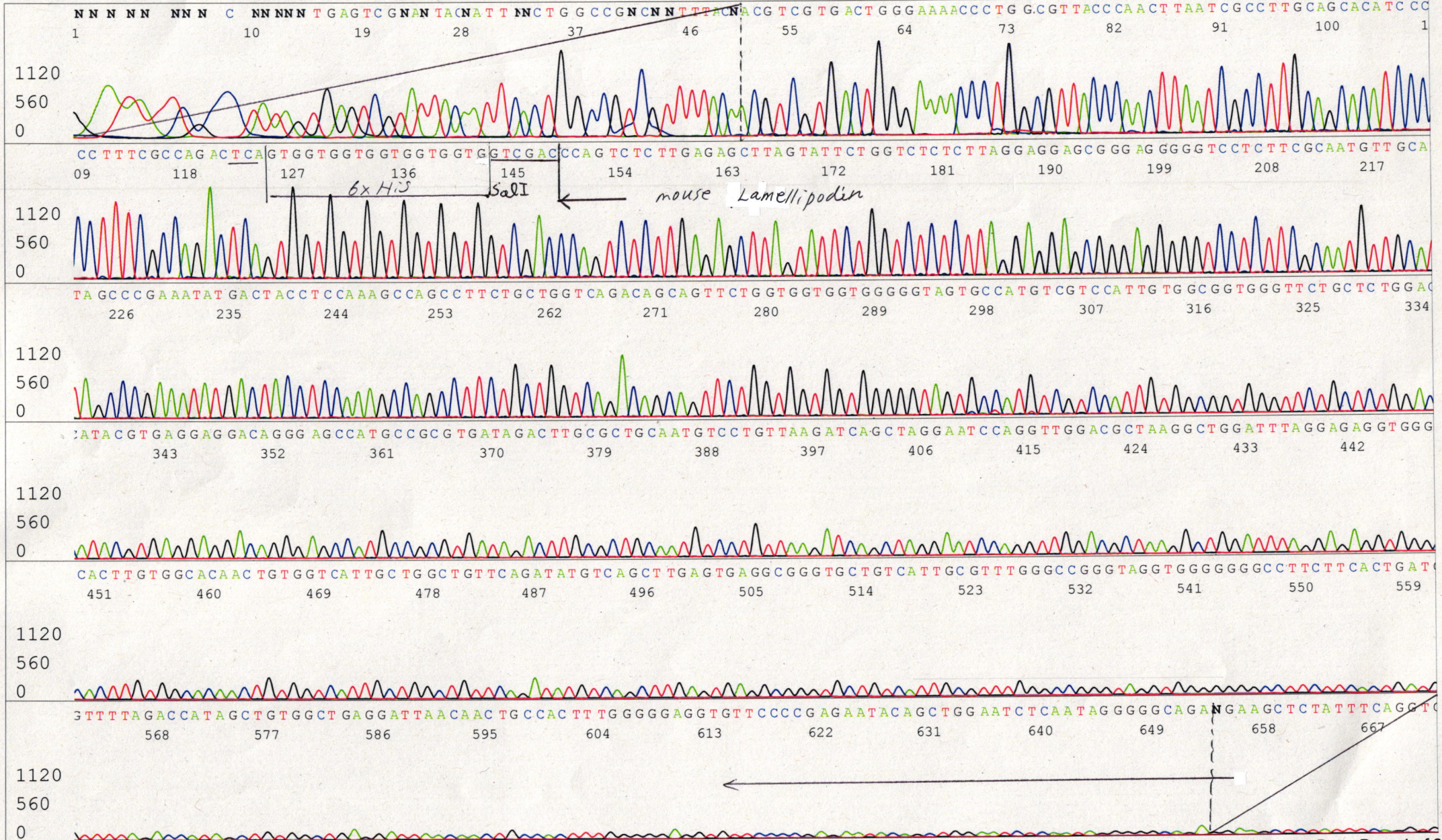


S/N G:502 A:239 T:221 C:227
 KB.bcp
 KB 1.4.1.8 Cap:15

Primer name β : IRES-R(DEP1835)
 5'- ccaaaagacggcaatatggtggaataac -3'

13050_13050_A5A5_IRES_R(DEP1835)_3
 KB_3500_POP7_BDTv3.mob
 Pts 1426 to 13861 Pk1 Loc:1403
 Version 6.0 HiSQV Bases: 934

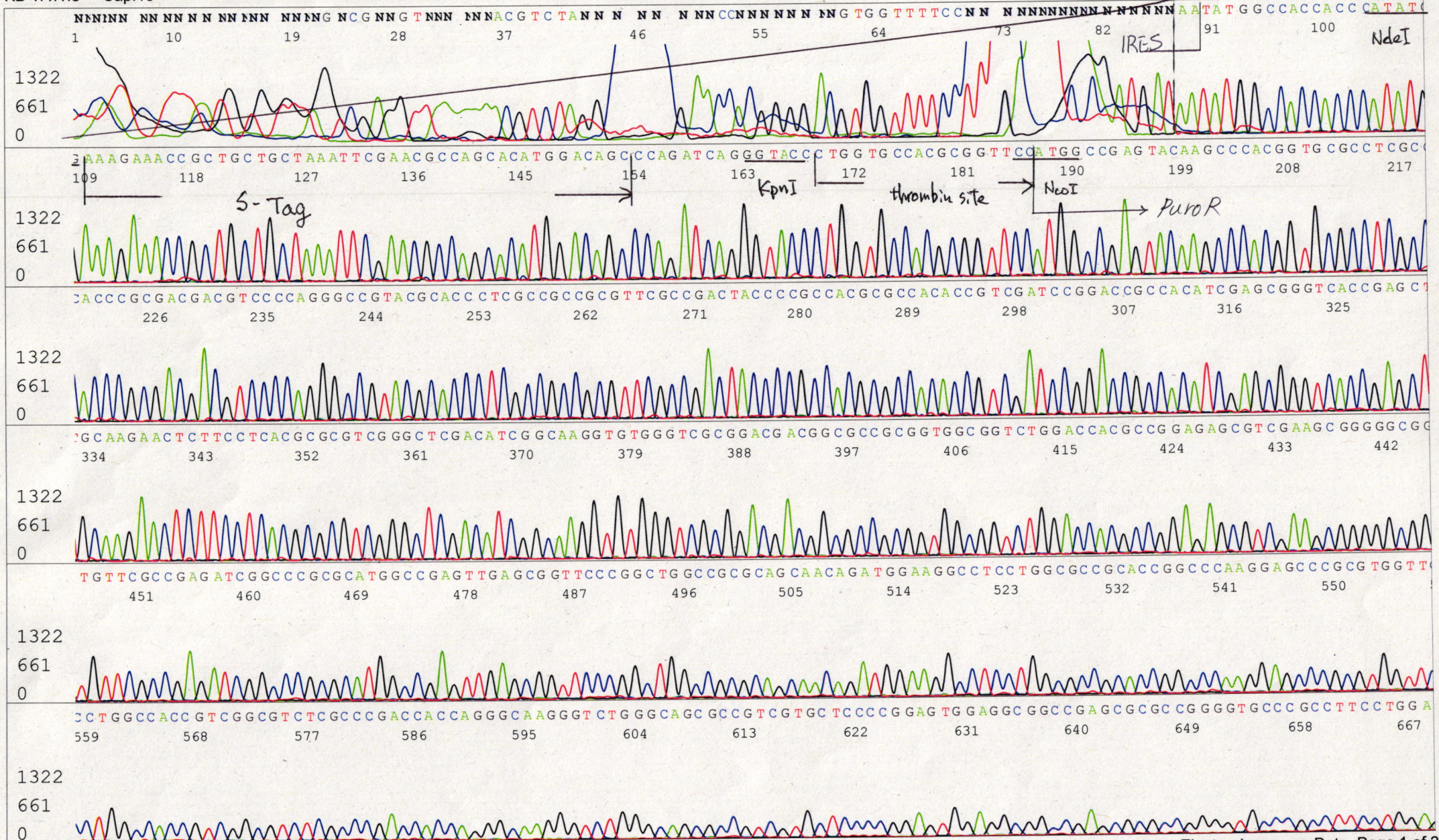
Feb 04,2015 09:54AM, JST
 Feb 04,2015 10:20AM, JST
 Spacing:12.27 Pts/Panel1350
 Plate Name: 20150204_GNP



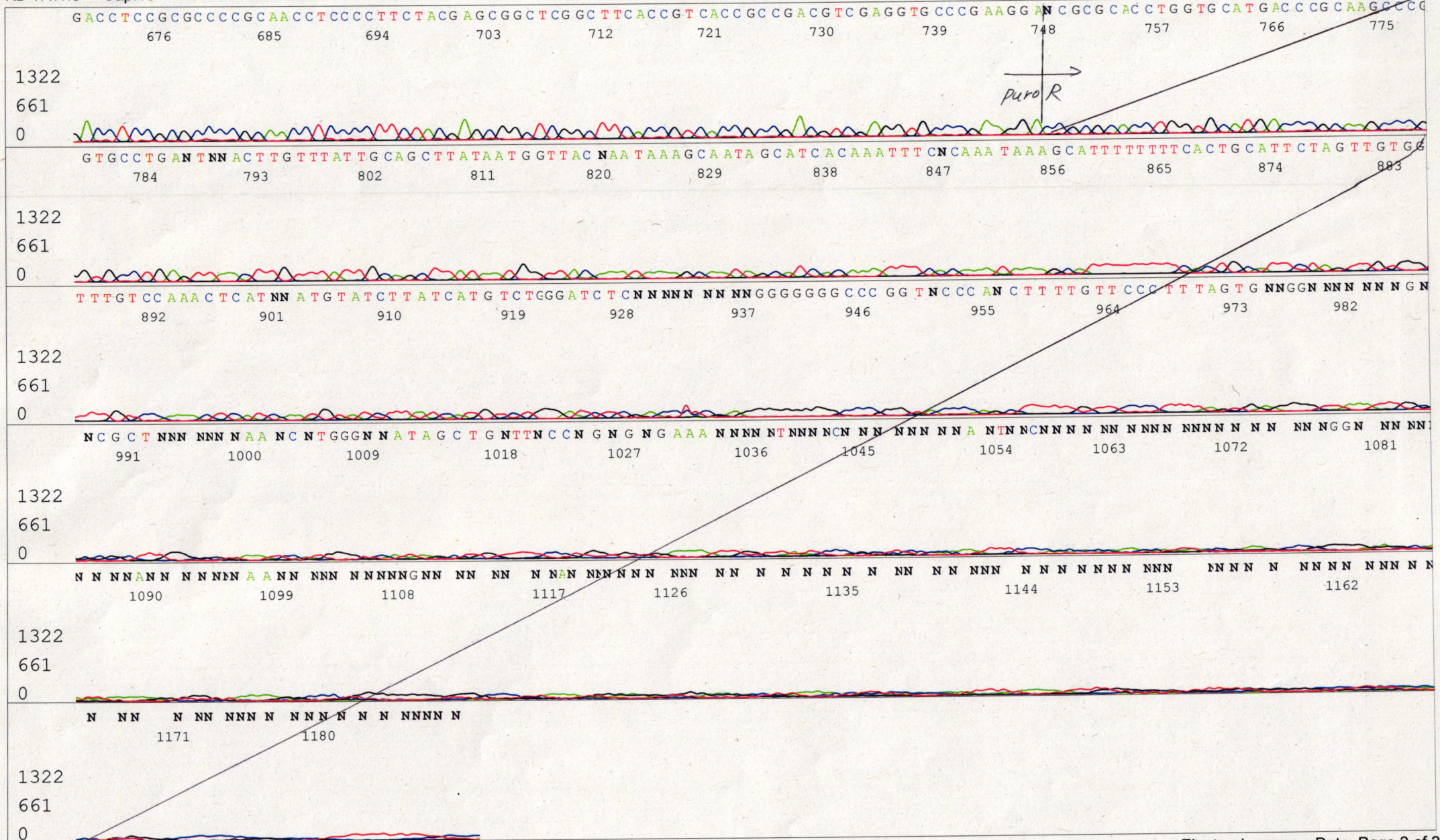
primer name C : IRES-F
5' ttgatgggatctgatctgg3'

13050_13050_A5A5_IRES_F_3_E03_15
13050_13050_A5A5_IRES_F_3
KB_3500_POP7_BDTv3.mob
Pts 1335 to 12759 Pk1 Loc:1312
Version 6.0 HiSQV Bases: 941

Inst Model/Name 3500/3500 Instrument
Jan 08,2015 01:49PM, JST
Jan 08,2015 02:16PM, JST
Spacing:11.18 Pts/Panel1350
Plate Name: 20150108_mix2



S/N G:89 A:54 T:42 C:73
KB.bcp
KB 1.4.1.8 Cap:15

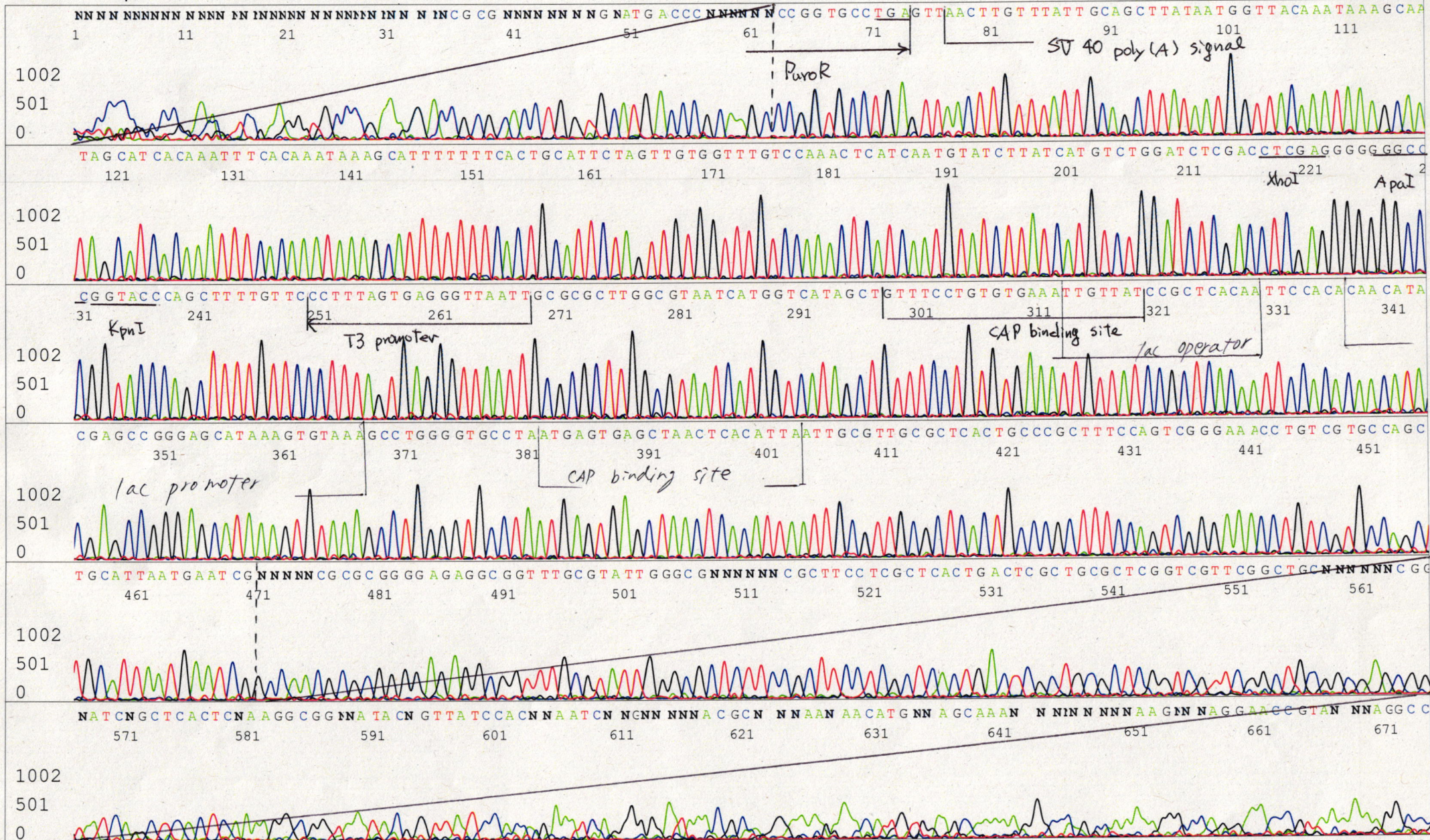


S/N G:13 A:11 T:10 C:10
 KB.bcp
 KB 1.4.1.8 Cap:3

primer name *D* : PuroR_F
 5'- AACCTCCCCTTCTACGAGCG -3'

13050_13050_B1JfF_3_PuroR_F_C01_03_ABI08
 13050_13050_B1JfF_3_PuroR_F
 KB_3500_POP7_BDTv3.mob
 Pts 1676 to 8703 Pk1 Loc:1644
 Version 6.0 HiSQV Bases: 601

Inst Model/Name 3500/3500 Instrument
 Oct 21,2021 01:20PM, JST
 Oct 21,2021 01:35PM, JST
 Spacing:10.73 Pts/Panel1350
 Plate Name: 20211021_dnabank



S/N G:53 A:35 T:34 C:36

KB.bcp

KB 1.4.1.8 Cap:7

primer name **F** : PuroR-rev

5'- AGGCGCACCGTGGGCTTGTA -3'

13050_13050_B3C1F_3_PuroR-rev

KB_3500_POP7_BDTv3.mob

Pts 1342 to 13979 Pk1 Loc:1319

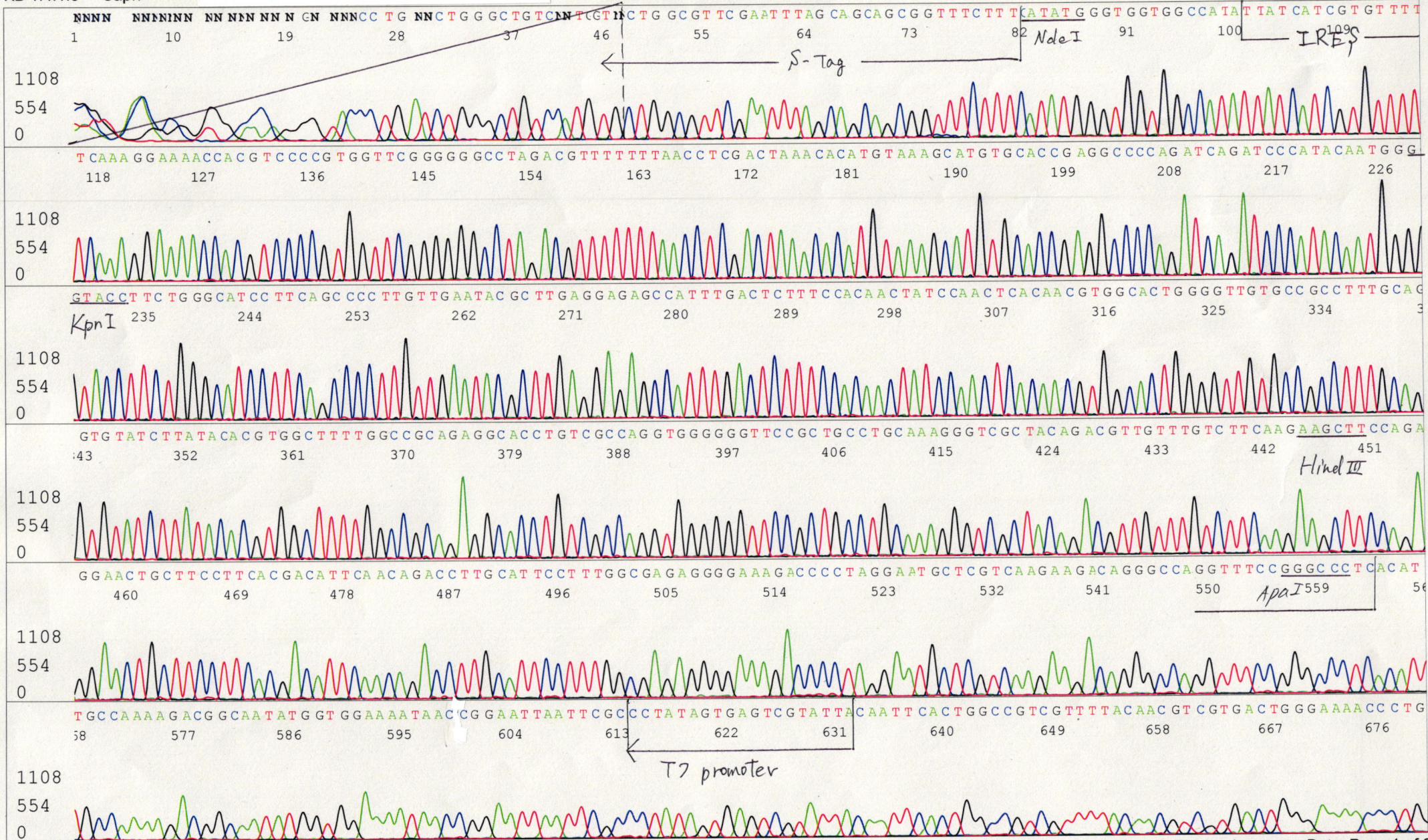
Version 6.0 HiSQV Bases: 866

Mar 01,2023 03:22PM, JST

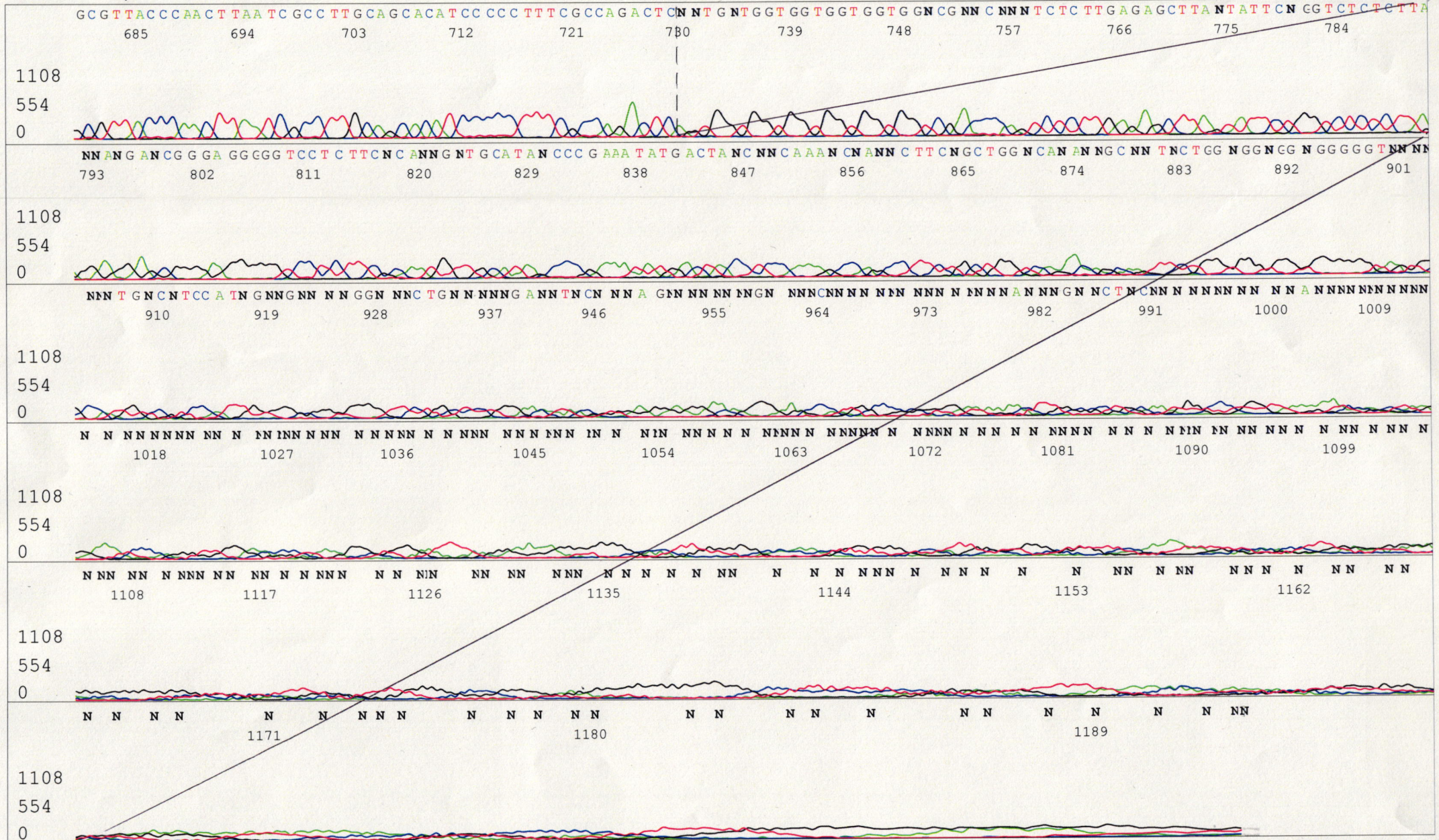
Mar 01,2023 04:03PM, JST

Spacing:12.31 Pts/Panel1350

Plate Name: 20230301 mix

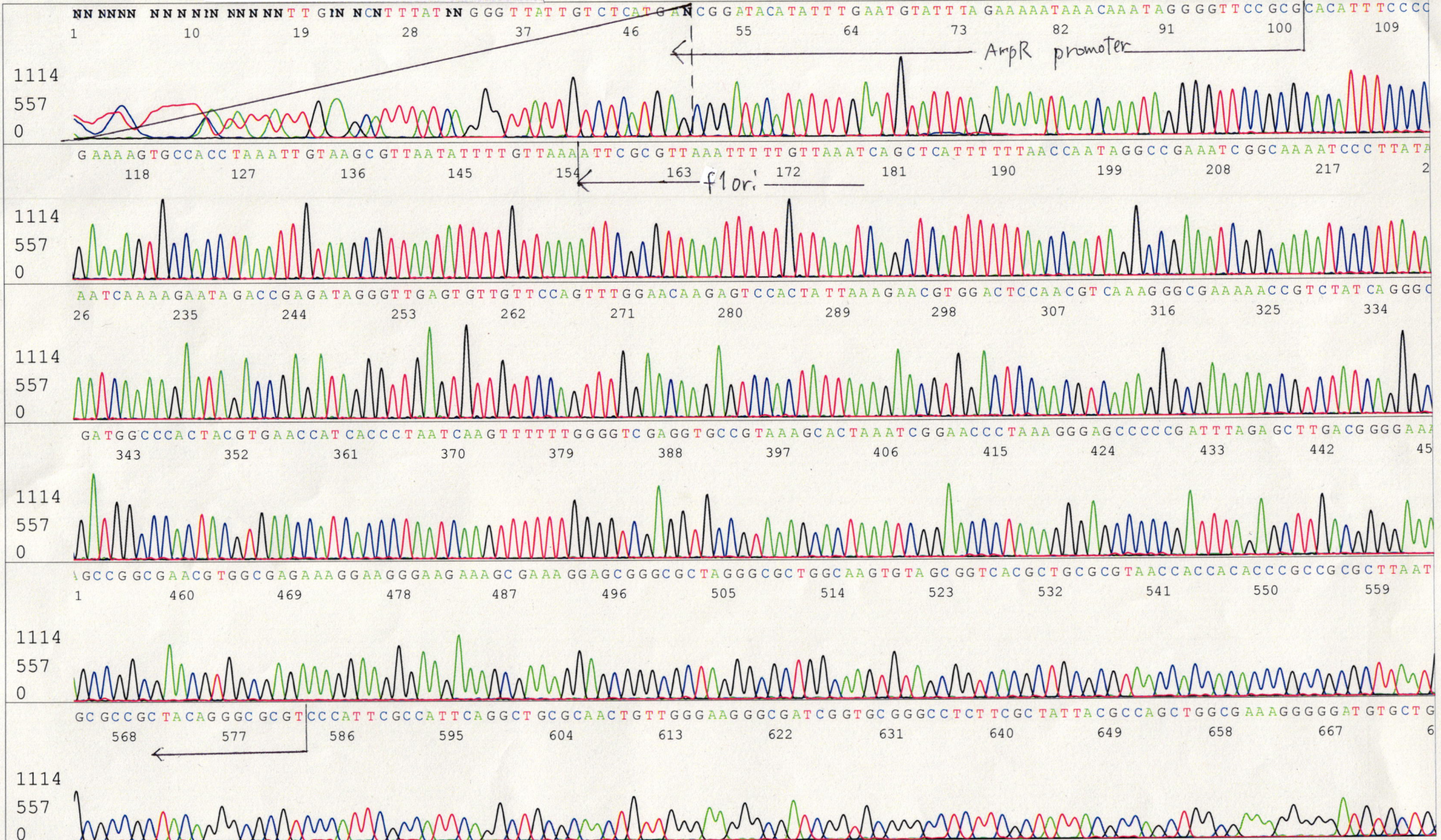


S/N G:53 A:35 T:34 C:36
KB.bcp
KB 1.4.1.8 Cap:7

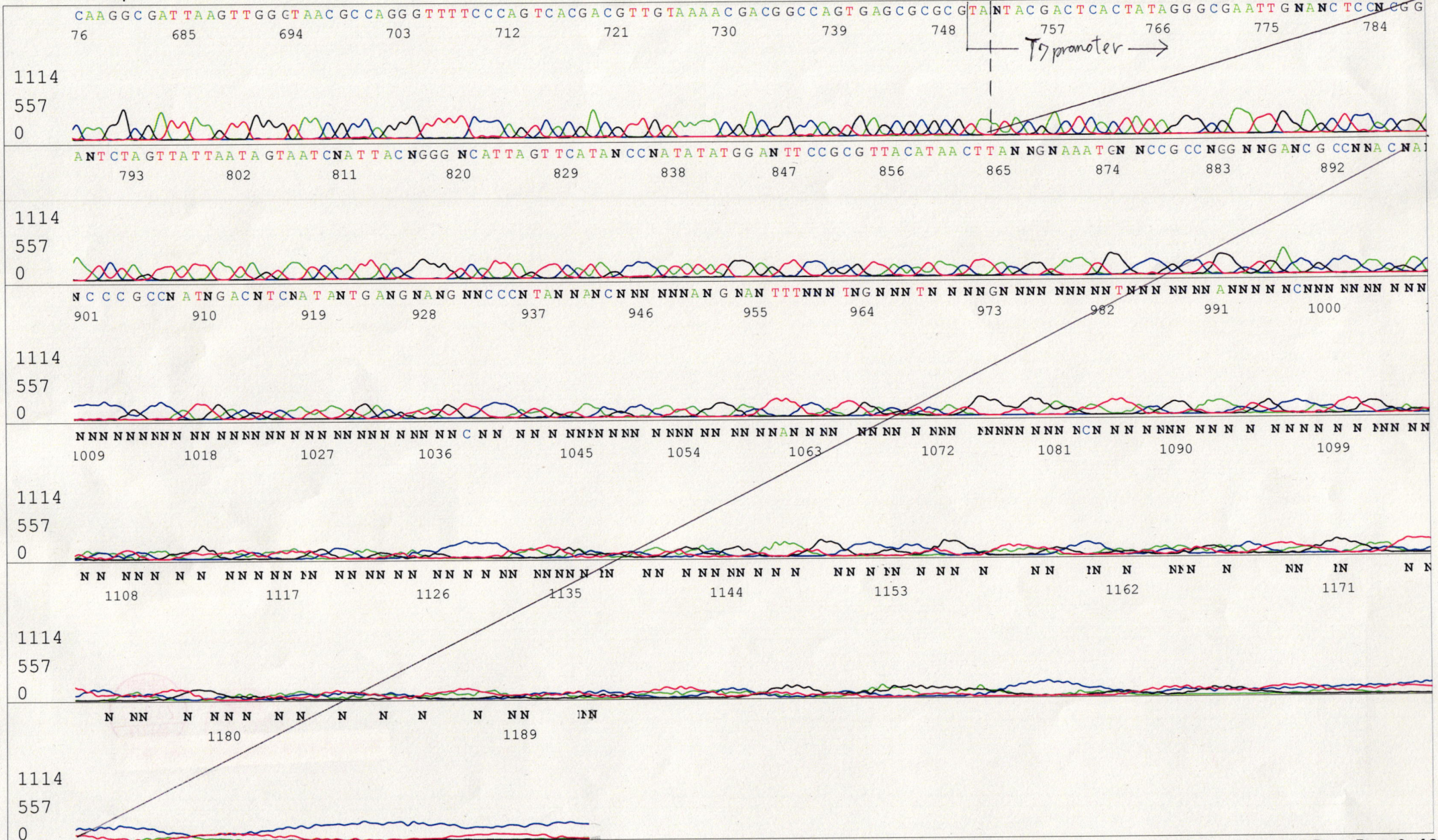


S/N G:62 A:42 T:31 C:32
KB.bcp
KB 1.4.1.8 Cap:1

primer name ϕ : Amp_R
5'-GCGACACGGAAATGTTGAATA -3'



S/N G:62 A:42 T:31 C:32
KB.bcp
KB 1.4.1.8 Cap:1



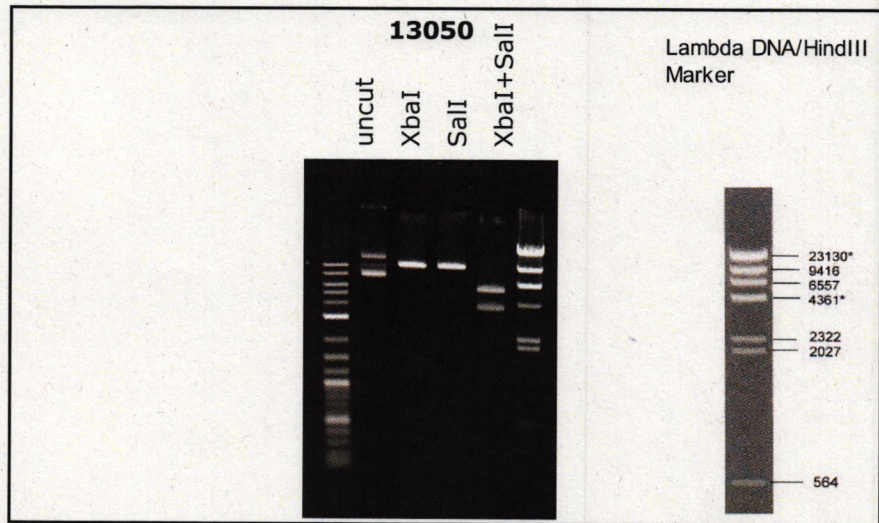
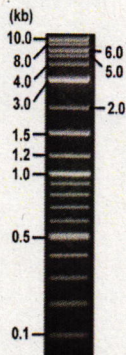


RIKEN DNA BANK

clone name : pCAP-Lamellipodin-His

- Clone ID : RDB _ 13050
- Lot : 13050 _ A5A5
- DNA Concentration : 25 nanogram/microliter
- Volume : 40 microliter
- Form : DNA solution in TE buffer
- Host : DH5 alpha
- Culture : LB medium
- Antibiotics : 100 microgram/ml Ampicillin
- Purification : QIAGEN QIAprep Spin Miniprep kit
- Digestion by restriction enzyme

1 kb Plus DNA Ladder
(NEB#N3200L),
250 ng/well



Electrophoresis : 100 nanogram DNA per lane ; 1% agarose gel , 1 x TAE Buffer

Restriction enzyme	Expected size of fragment
XbaI	10.1 kbp
SalI	10.1 kbp
XbaI+SalI	6.0, 4.1 kbp
	kbp

● Confirmation of the insertion sequence

Please be sure to check our sequence analysis results before your request.

Sequence name	Primer ID	Primer name	Confirmed feature
Sequence - A	Pr0328	pCAG-F	Chimeric intron,insert 5'(mLpd 5')
Sequence - B	Pr1303	IRES-R(DEP1835)	insert 3'(6xHis,mLpd 3')
Sequence - C	Pr0036	IRES-F	IRES,S-Tag,Thrombin site,PuroR
Sequence - D	Pr0554	PuroR_F	PuroR,SV40 pA,lacO,lac pro
Sequence - E	Pr0164	pAxCA_F1	insert 5'(mLpd 5')
Sequence - F	Pr0423	PuroR-rev	S-Tag,IRES
Sequence - G	Pr0008	Amp_R	AmpR pro,f1 ori
Sequence - H	-	-	-

APPROVED BY :

