

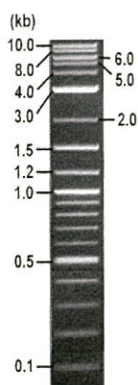


RIKEN DNA BANK

clone name : pFFH1-ccdB2

- Clone ID : RDB _ 06506
- Lot : 12291 _ A3Jm
- DNA Concentration : 25 nanogram/microliter
- Volume : 40 microliter
- Form : DNA solution in TE buffer
- Host : Survival2
- Culture : LB medium
- Antibiotics : 100 microgram/ml Amp; 33 microgram/ml Cm
- Purification : QIAGEN QIAprep Spin Miniprep kit
- Digestion by restriction enzyme

2-Log DNA Ladder
(NEB#N3200L),
125 ng/well



Electrophoresis : 50 nanogram DNA per lane ; 1% agarose gel , 1 x TAE Buffer

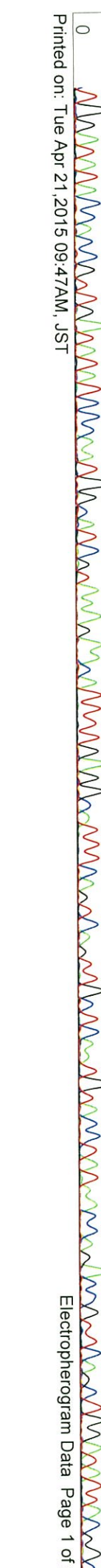
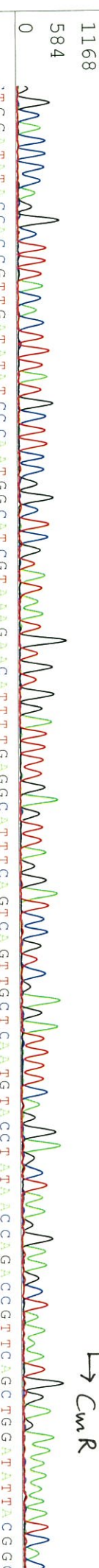
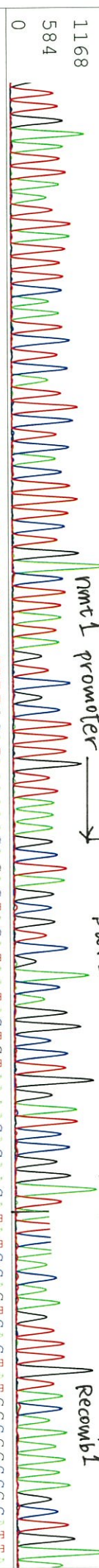
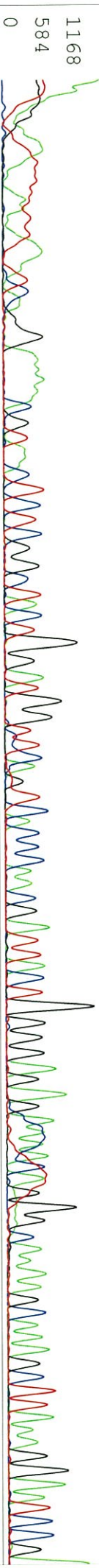
Restriction enzyme	Expected size of fragment
<u>SacI</u>	<u>10.6</u> kbp
<u>SalI</u>	<u>9.0, 1.6</u> kbp
<u>EcoRV</u>	<u>8.9, 1.7</u> kbp
_____	_____ kbp
_____	_____ kbp

● Confirmation of the insertion sequence

Sequence name	Primer name
Sequence - A	nmt1Fw
Sequence - B	nmt1Rv
Sequence - C	-
Sequence - D	-

APPROVED BY :





1 CTTTAAAGACCCTAAAGAAAATAAGCAAGTTTATCCGGCTTTATTCACATTCCTGGCCCGCCCTGATGAAATGCTCATCCGAAATCCCGTATGGCAATGAAAGAC

0 1168 584

GTGAGCTGGTGATATGGGATAAGTTCACCCCTTGTATACACCGTTTTCATGAGGAAAACTGAAAA CGTTTTCATCGCTCTGGATTGAAAT/CACGACGATTTCCCGGCA

0 1168 584

TTTCATACACATAATAATTCGCAAGATGGTGGCGTTACGGTCAAACCCCTGGCCCTTAAATTTCCCTAAAGGGGCTTAAATTTGAAGAAATATGTTTTCGGTCTCAGCCAAATCCCG

0 1168 584

TGGGTGAGTTTCACCCAGTTTGTATTAAGCCTGGCCC AATAATGGGAACAAATTTTC TTCCGCCCCCGTTTTCACCA TGGGGCCAAATTAATTTAACGC

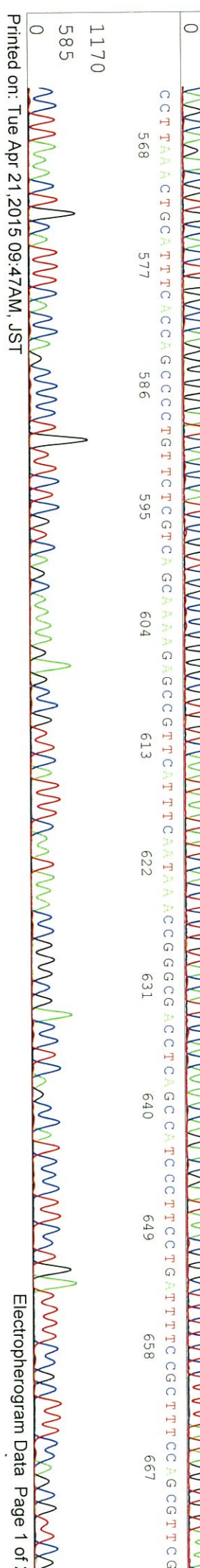
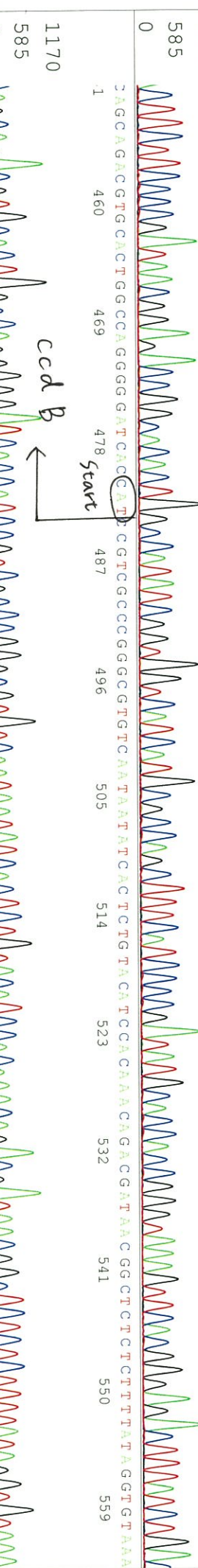
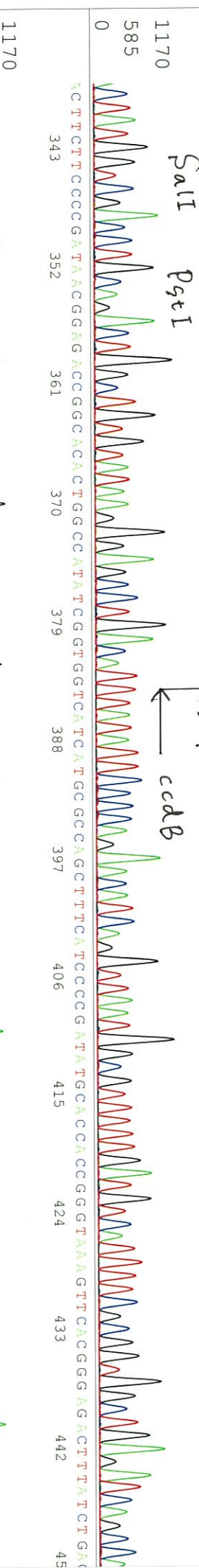
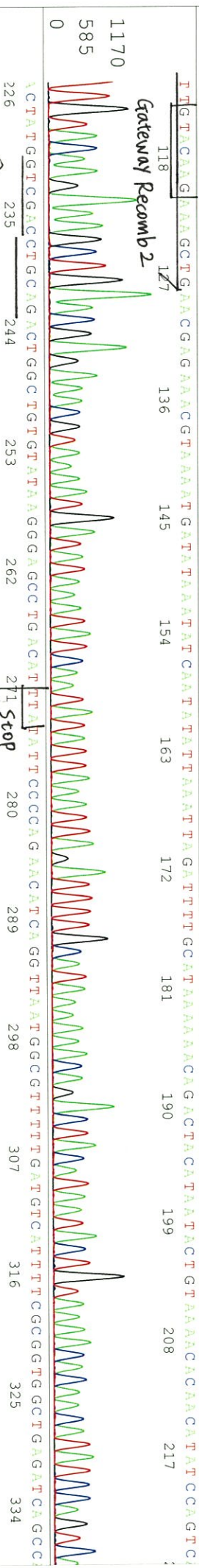

0 1168 584

GGCCGAAACA:GGGTGGCTGCAATGGCCCGCTGGCGGCCAA TCCAGG TAAATTCATGGCCGGTTCCTTCCTGAA TGGGCCTCCCAATGTGCTGG


0 1168 584

GGGC CAA G CAAA AT TGGCCCTTAATATG

0 1168 584



S/N G:88 A:74 T:60 C:47
KB.bcp
KB 1.4.1.8 Cap:16



Printed on: Tue Apr 21, 2015 09:47AM, JST