Gene Engineering Division
RIKEN BioResource Center

RIKEN DNA BANK

clone name : pcDNA3.1-pA83-HA-Yap

- Clone ID : RDB _ 12190
- Lot : 12190 _ A4DI
- DNA Concentration : 25 nanogram/microliter
- Volume : 40 microliter
- Form : DNA solution in TE buffer
- Host : DH5 alpha
- Culture : LB medium
- Antibiotics : 100 microgram/ml Ampicillin
- Purification : QIAGEN QIAprep Spin Miniprep kit
- Digestion by restriction enzyme

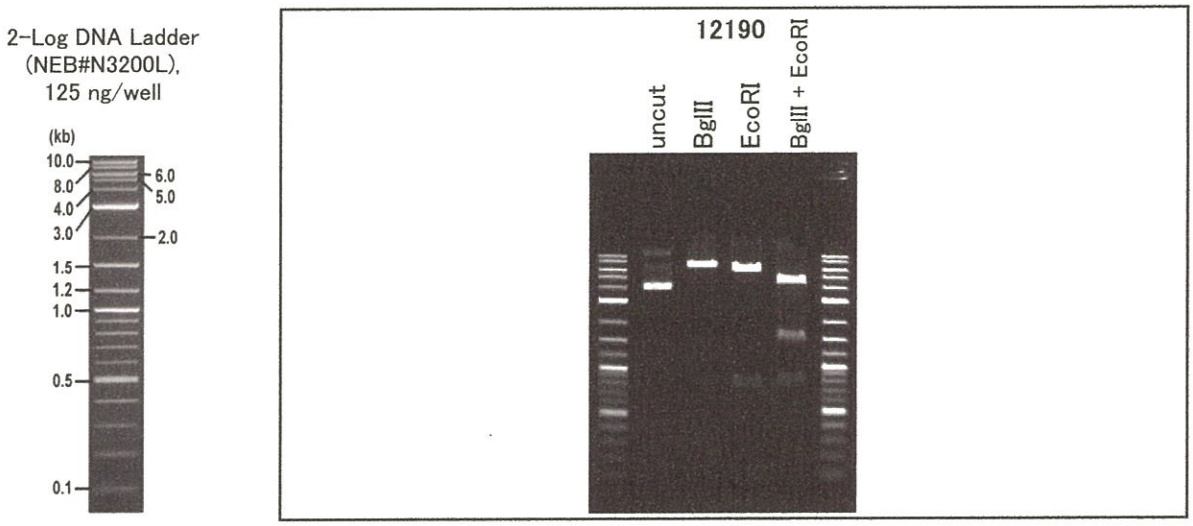

Erectrophoresis : 49 nanogram DNA per lane ; 1% agarose gel , 1 x TAE Buffer

Restriction enzyme		Expected size of fragment	
BglII	:	7.4	kbp
EcoRI	:	6.5, 0.9	kbp
BglII + EcoRI	:	4.9, 1.6, 0.9	kbp
	:		kbp
	:		kbp

- Confirmation of the insertion sequence

Sequence name	Primer name	Sequence name	Primer name
Sequence - A	CMV-Forward	Sequence - E	-
Sequence - B	GNP_primer#10	Sequence - F	-
Sequence - C	f1ori_R3	Sequence - G	-
Sequence - D	SV40pro_F	Sequence - H	-

APPROVED BY :

確認
15.9.11
金藤

Applied Biosystems

S/N G:189 A:168 T:112 C:201
KB.bcp
KB 1.4.1.8 Cap:1

primer name A : CMV-Forward
5'-GCACCAAAATCAACGGGACTT-3'

12190_12190_A4DI_CMV-Forward_A04_01
12190_12190_A4DI_CMV-Forward
KB_3500_POP7_BDTv3.mob
Pts 1432 to 13302 Pk1 Loc:1409
Version 6.0 HiSQV Bases: 997

Inst Model/Name 3500/3500 Instrument
Apr 28,2014 11:40AM, JST
Apr 28,2014 12:07PM, JST
Spacing:11.88 Pts/Panel1350
Plate Name: 20140428_kitaku

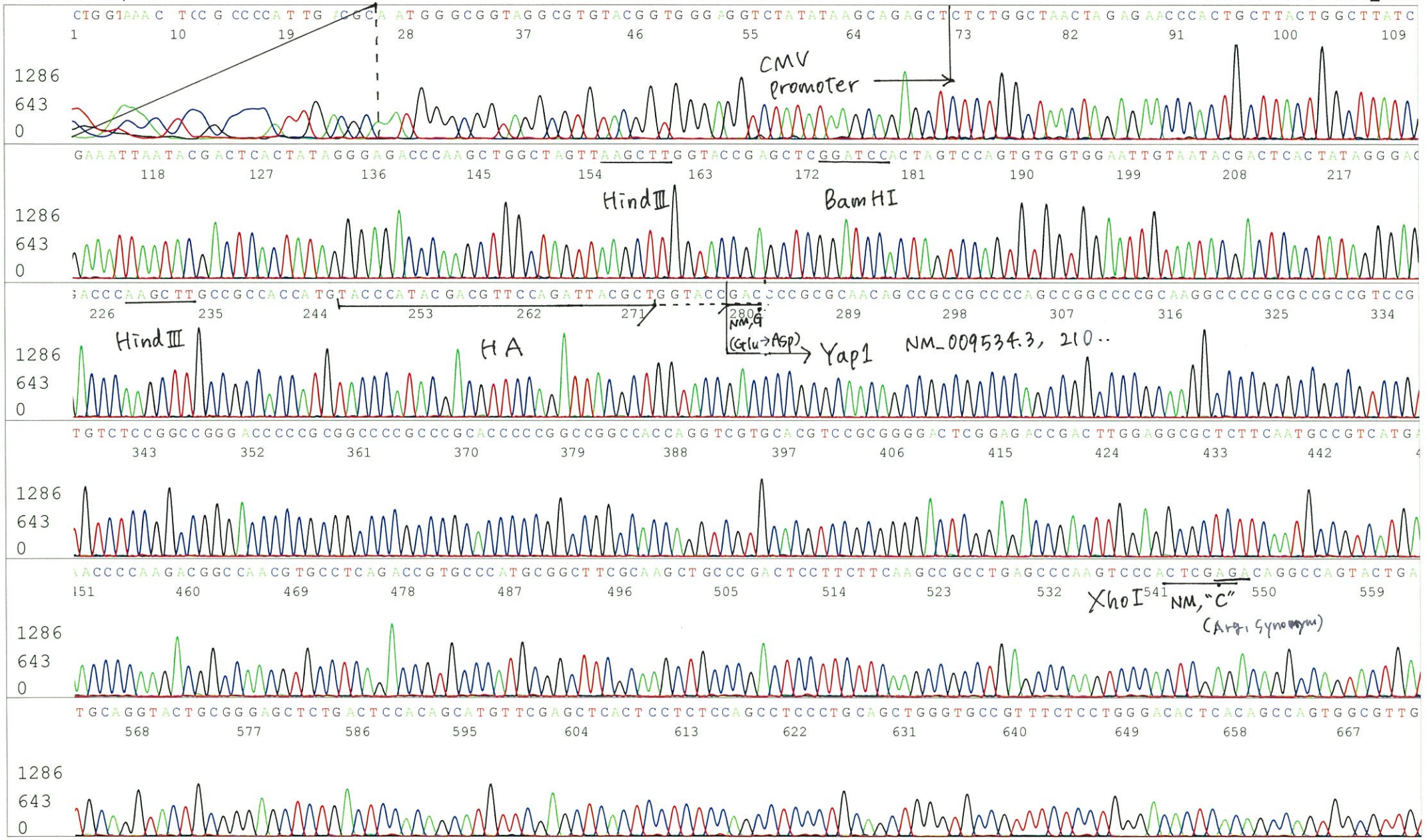

Applied Biosystems

S/N G:189 A:168 T:112 C:201
KB.bcp
KB 1.4.1.8 Cap:1

12190_12190_A4DI_CMV-Forward_A04_01
12190_12190_A4DI_CMV-Forward
KB_3500_POP7_BDTv3.mob
Pts 1432 to 13302 Pk1 Loc:1409
Version 6.0 HiSQV Bases: 997

Inst Model/Name 3500/3500 Instrument
Apr 28,2014 11:40AM, JST
Apr 28,2014 12:07PM, JST
Spacing:11.88 Pts/Panel1350
Plate Name: 20140428_kitaku

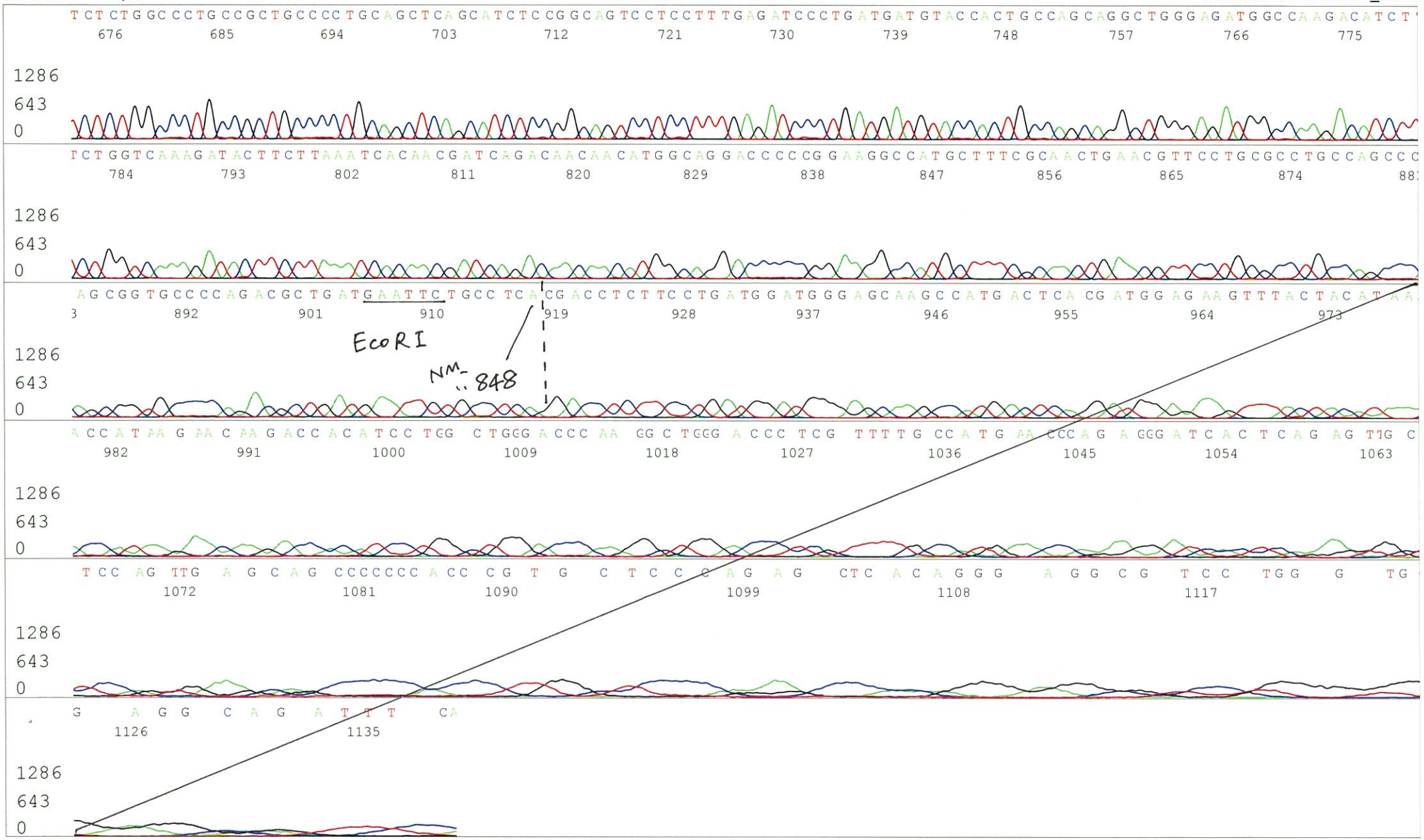

Applied Biosystems

S/N G:262 A:250 T:217 C:255
KB.bcp
KB 1.4.1.8 Cap:4

primer name B : GNP_primer#10
5'-TTTTTTTTTTTTTTTTTTTTCTT-3'

12190_12190_A4DI_GNP_primer+#10_B04_04
12190_12190_A4DI_GNP_primer+#10
KB_3500_POP7_BDTv3.mob
Pts 1442 to 13370 Pk1 Loc:1419
Version 6.0 HiSQV Bases: 1010

Inst Model/Name 3500/3500 Instrument
Apr 28,2014 11:40AM, JST
Apr 28,2014 12:07PM, JST
Spacing:11.8 Pts/Panel1350
Plate Name: 20140428_kitaku

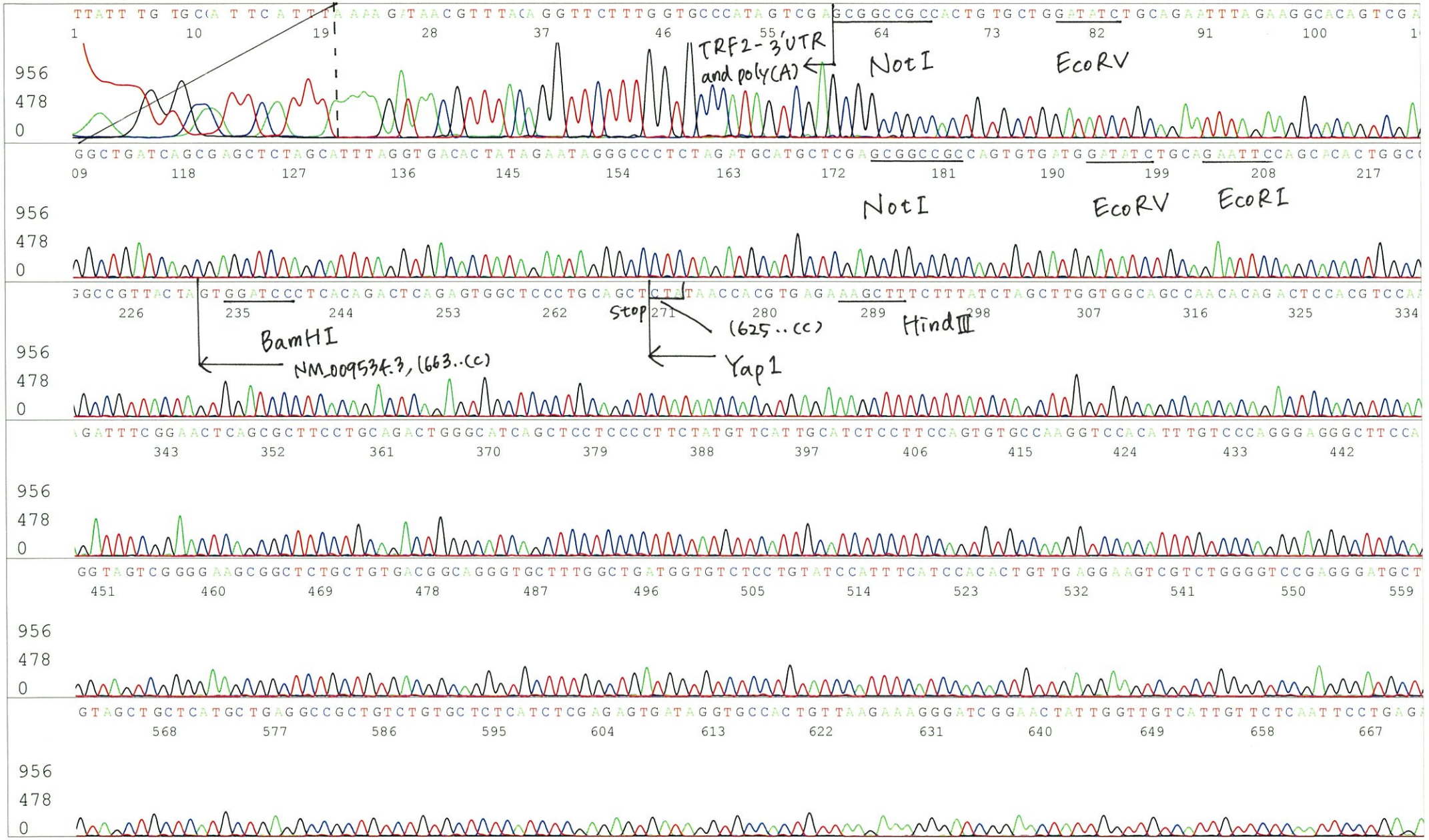

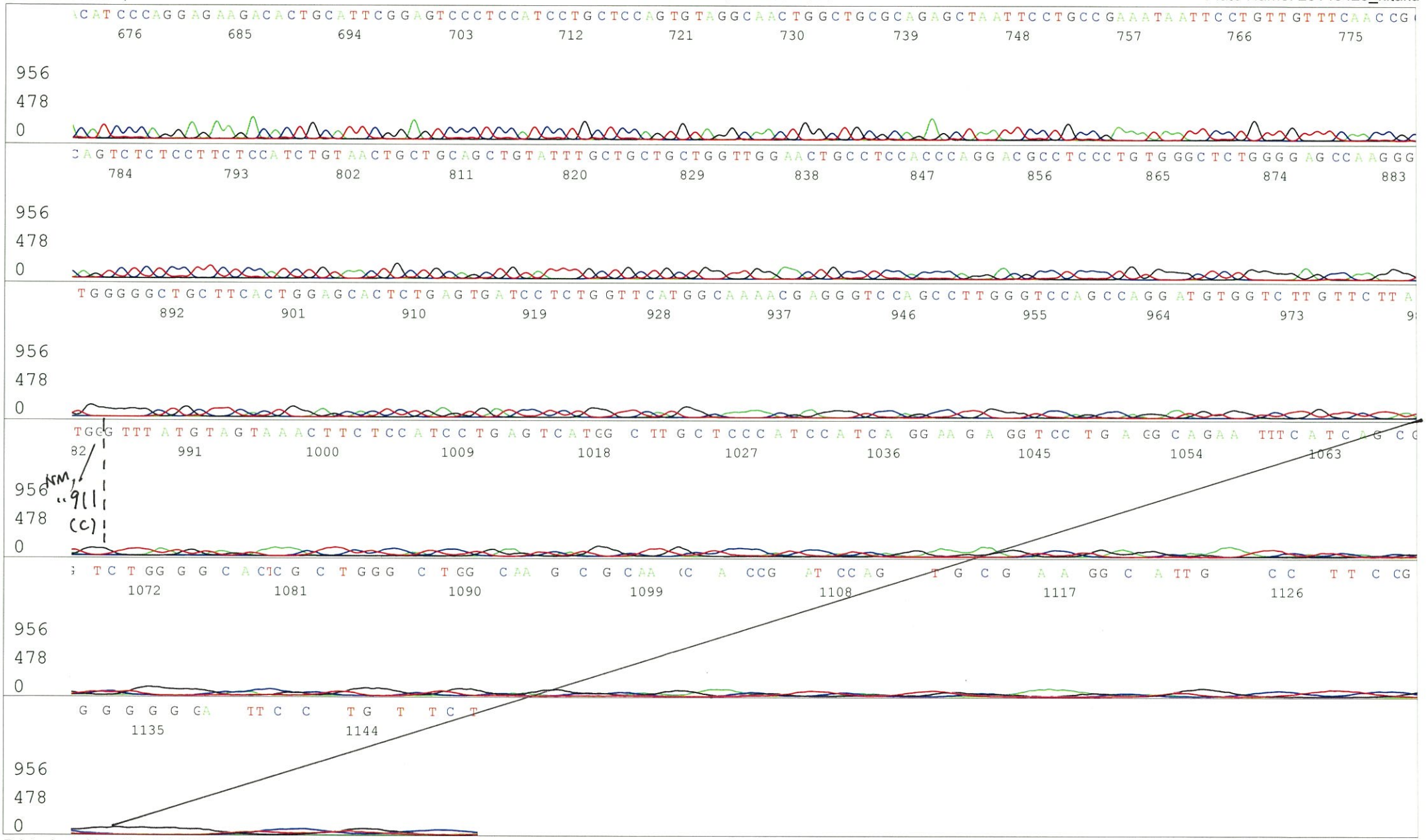
676 685 694 703 712 721 730 739 748 757 766 775
784 793 802 811 820 829 838 847 856 865 874 883
892 901 910 919 928 937 946 955 964 973
991 1000 1009 1018 1027 1036 1045 1054 1063
1072 1081 1090 1099 1108 1117 1126
1135 1144
956
478
0

Applied Biosystems

S/N G:298 A:228 T:316 C:255
KB.bcp
KB 1.4.1.8 Cap:1

primer name C : f1ori_R3
5'-TTAATGCGCCGCTACAGGGC-3'

12190_12190_A4DI_f1ori_R3_A01_01
12190_12190_A4DI_f1ori_R3
KB_3500_POP7_BDTv3.mob
Pts 1362 to 13323 Pk1 Loc:1339
Version 6.0 HiSQV Bases: 523

Inst Model/Name 3500/3500 Instrument
Sep 11,2015 11:59AM, JST
Sep 11,2015 12:38PM, JST
Spacing:11.62 Pts/Panel1350
Plate Name: 20150911_GNP

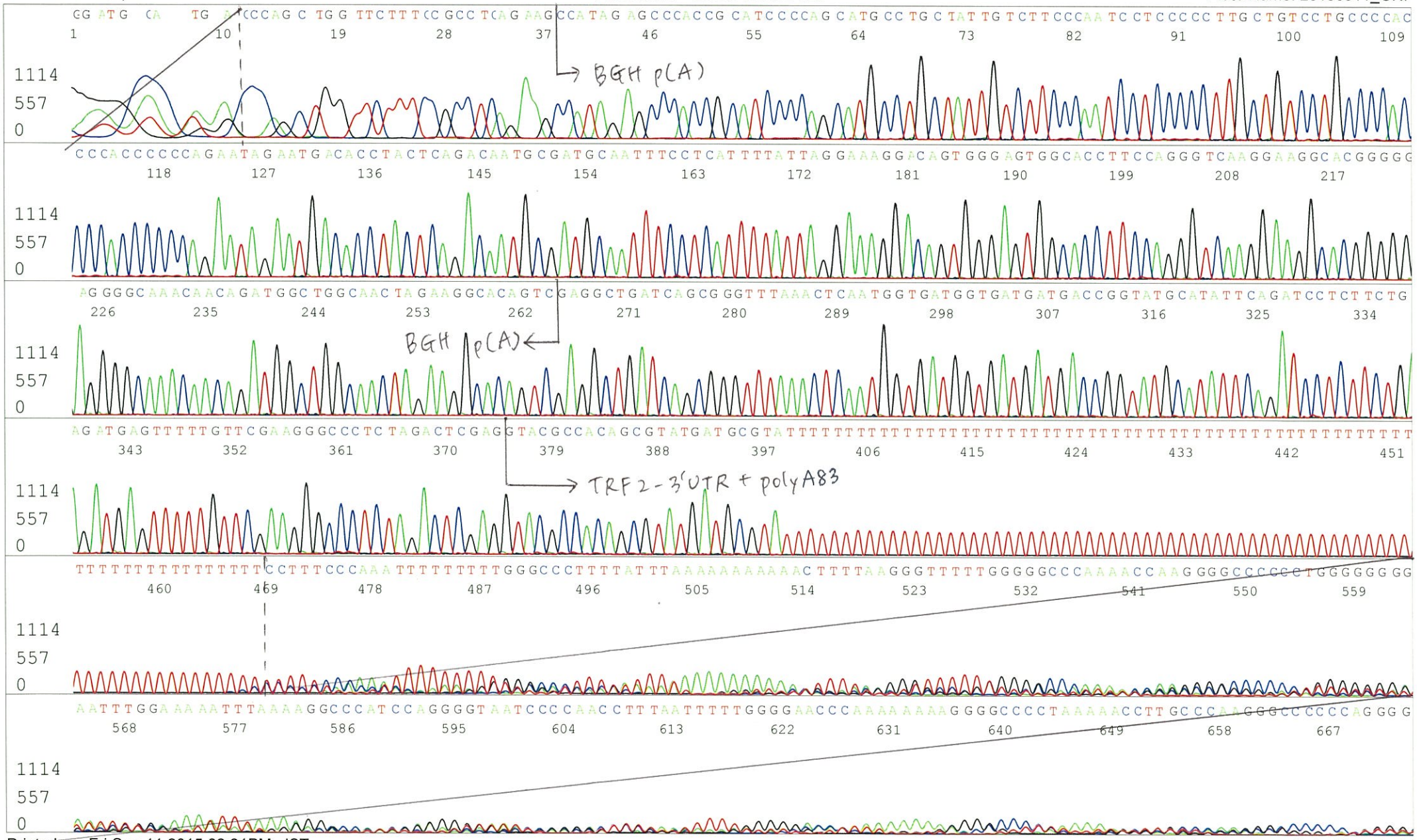

Applied Biosystems

S/N G:141 A:76 T:63 C:94
KB.bcp
KB 1.4.1.8 Cap:6

primer name D : SV40pro_F
5'-TATTTATGCAGAGGCCGAGG-3'

12190_12190_A4DI_SV40pro_F_B03_06
12190_12190_A4DI_SV40pro_F
KB_3500_POP7_BDTv3.mob
Pts 1305 to 12952 Pk1 Loc:1282
Version 6.0 HiSQV Bases: 1012

Inst Model/Name 3500/3500 Instrument
Sep 08,2015 09:49AM, JST
Sep 08,2015 10:15AM, JST
Spacing:11.48 Pts/Panel1350
Plate Name: 20150908_bank

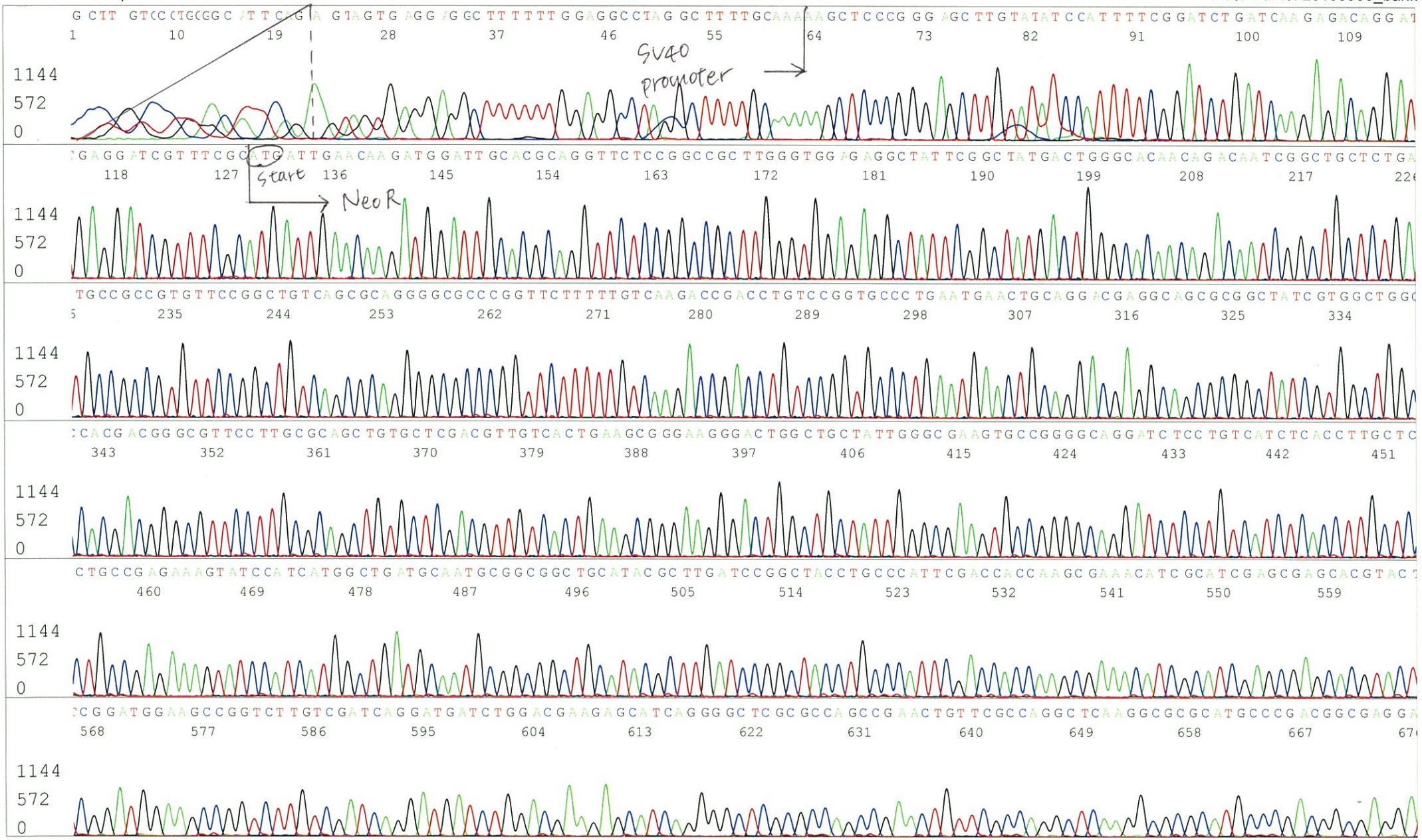

Applied Biosystems

S/N G:141 A:76 T:63 C:94
KB.bcp
KB 1.4.1.8 Cap:6

12190_12190_A4DI_SV40pro_F_B03_06
12190_12190_A4DI_SV40pro_F
KB_3500_POP7_BDTv3.mob
Pts 1305 to 12952 Pk1 Loc:1282
Version 6.0 HiSQV Bases: 1012
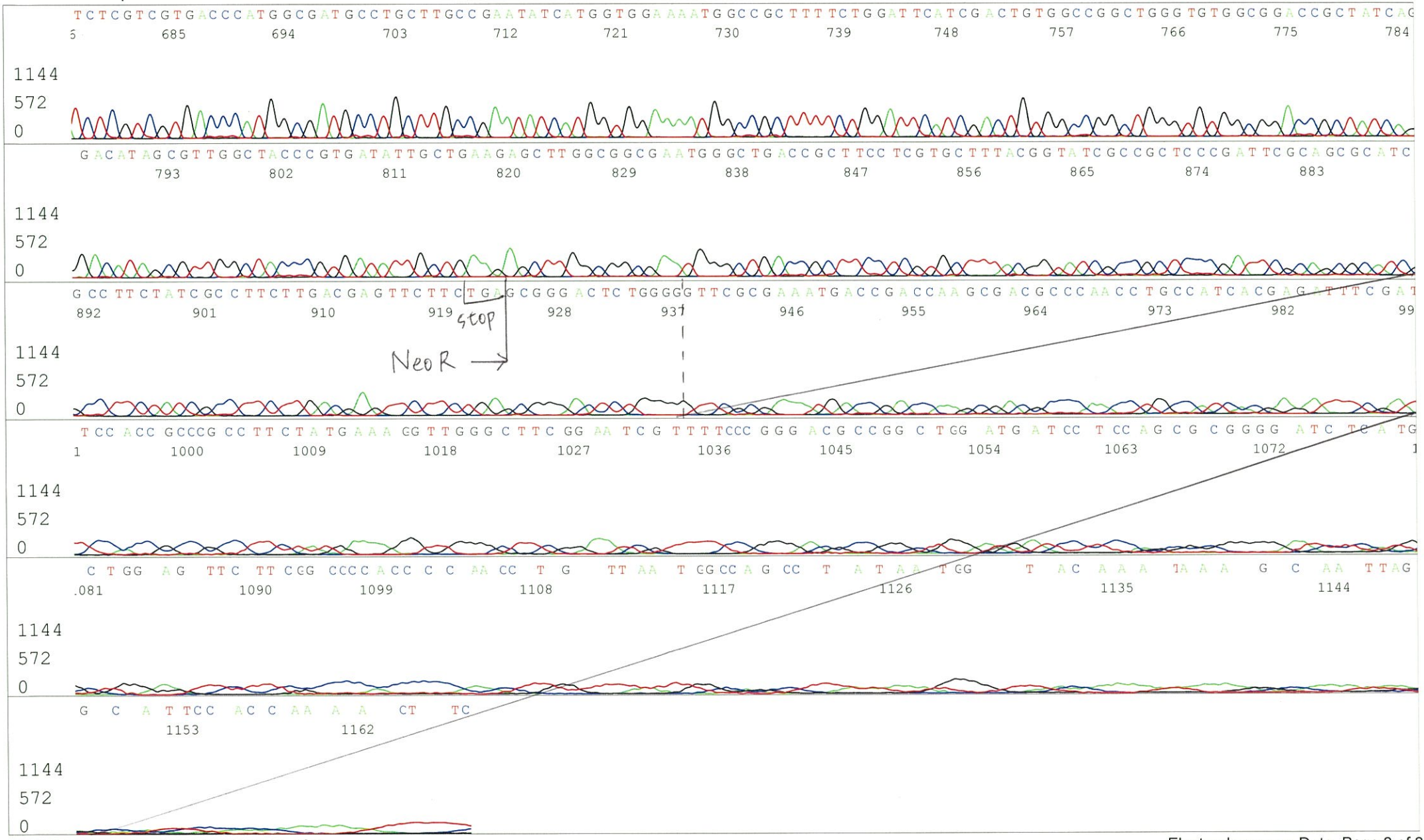
Inst Model/Name 3500/3500 Instrument
Sep 08,2015 09:49AM, JST
Sep 08,2015 10:15AM, JST
Spacing:11.48 Pts/Panel1350
Plate Name: 20150908_bank