

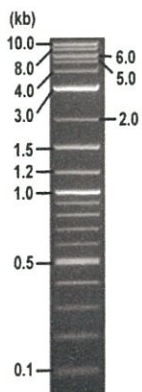


RIKEN DNA BANK

clone name : pcDNA3.1-mycHis-hVASH

- Clone ID : RDB _ 08518
- Lot : 08518 _ A8At
- DNA Concentration : 25 nanogram/microliter
- Volume : 40 microliter
- Form : DNA solution in TE buffer
- Host : DH5 alpha
- Culture : LB medium
- Antibiotics : 100 microgram/ml Ampicillin
- Purification : QIAGEN QIAprep Spin Miniprep kit
- Digestion by restriction enzyme

2-Log DNA Ladder
(NEB#N3200L),
250 ng/well



Electrophoresis : 100 nanogram DNA per lane ; 1% agarose gel , 1 x TAE Buffer

Restriction enzyme	Expected size of fragment
<u>EcoRI</u>	<u>6.6</u> kbp
<u>Sall</u>	<u>4.4, 2.2</u> kbp
<u>EcoRI + Sall</u>	<u>3.5, 2.2, 0.9</u> kbp
	kbp
	kbp

● Confirmation of the insertion sequence

Sequence name	Primer name	Sequence name	Primer name
Sequence - A	CMV-Forward	Sequence - E	-
Sequence - B	BGH_rev2	Sequence - F	-
Sequence - C	SV40pro_F	Sequence - G	-
Sequence - D	-	Sequence - H	-

APPROVED BY :



SN G:111 A:191 T:126 C:226

primer name **A** : CMV-Forward

KB_bcp KB_3500_POP7_BDTV3.mob

Feb 05, 2018 01:55PM, JST

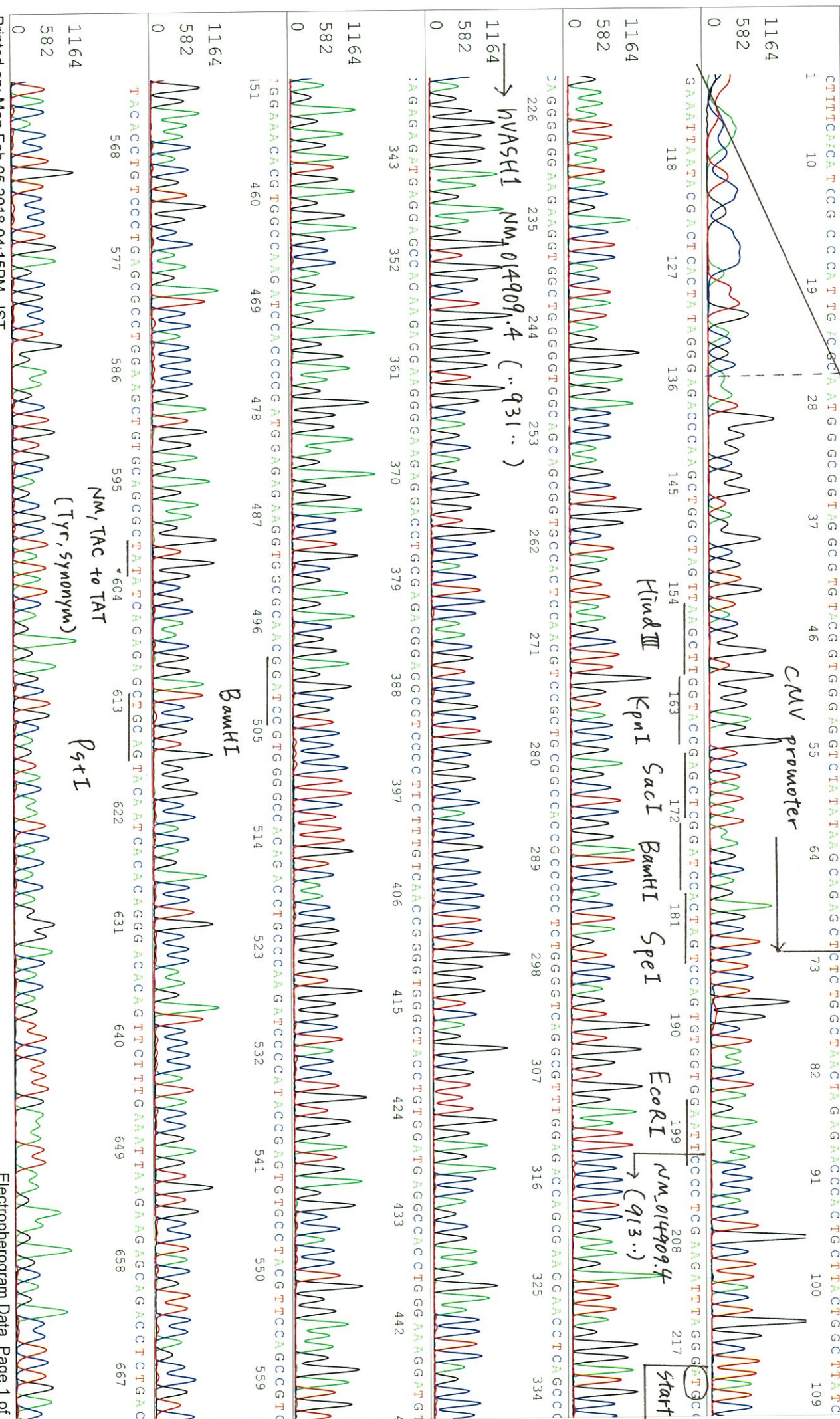
KB 1.4.1.8 Cap:19

5'-GCACCAGAAATCAACGGGACTT-3'

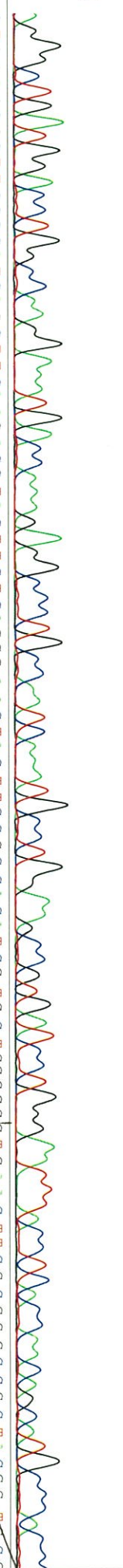
Pts 1461 to 12282 Pk1 Loc:1438

Version 6.0 HiSeqV Bases: 929

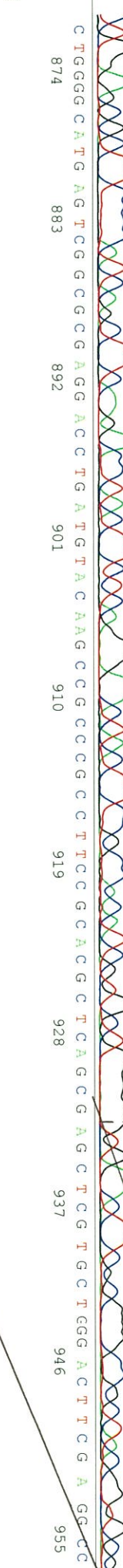
Plate Name: 20180205_dhnanbank



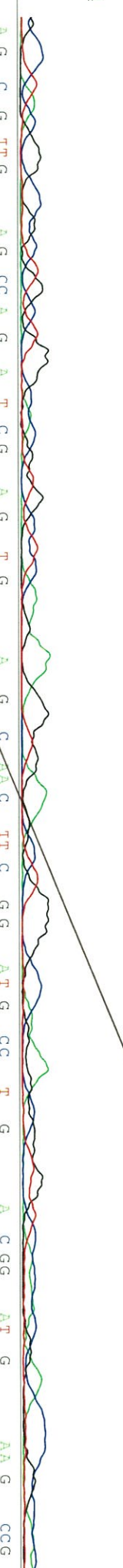
A G G G C T G A T G G A C C T G G C C A A G G A A A T G A C C A A A G A G G C C C T G C C A A T C A A A T G C C T G G A A C C G T G A T C C T G G A A T T A C C T C A C C A A C A G C A T G C C A C C




C T G G A G C G C T T C C C C A T C A G C T T C A A G A C C T A C T T C T C A G G G A A C T A C T T C C C G C C A C A T C G T G C T G G G G G T G A A C T T C G C G G G C C G C T A C G G T G C G



G C C C T A C G G C C G C T G C T G G C A C C T G C T C A G A A G G T G A A G C T G G G T C A G A G C G T G T C A C A C G A C C G C A C



A G C G T T G A G C C A G A T C G A G T G A G C A A C T T C G G A T G C C T G A C G G A T G A A G A A G C C G



S/N G:68 A:101 T:106 C:140 primer name **B** : BGH_rev2

KB.bcp KB_3500_POP7_BDTV3.mob

Feb 05,2018 01:56PM, JST

KB 1.4.1.8 Cap:22 5'-TATTAGGAAAGGACAGTGGG-3'

Pls 1482 to 12395 Pk1 Loc:1459

Feb 05,2018 02:34PM, JST

Version 6.0 HiSQV Bases: 917

BGH (PCA)

6xHis (unfunctional)

MyC (unfunctional)

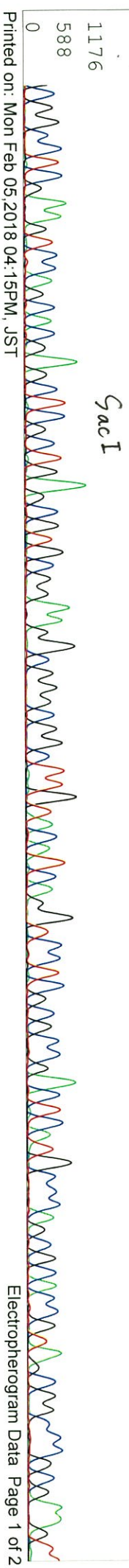
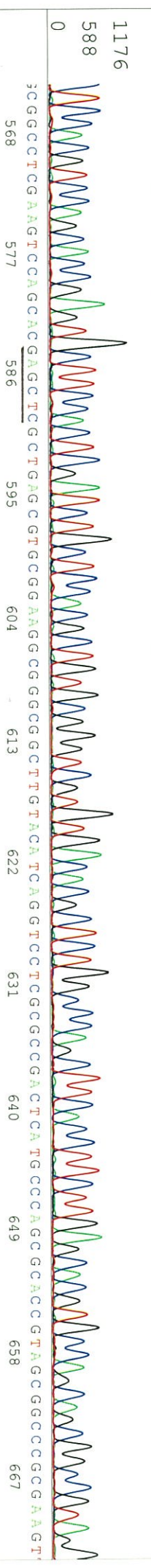
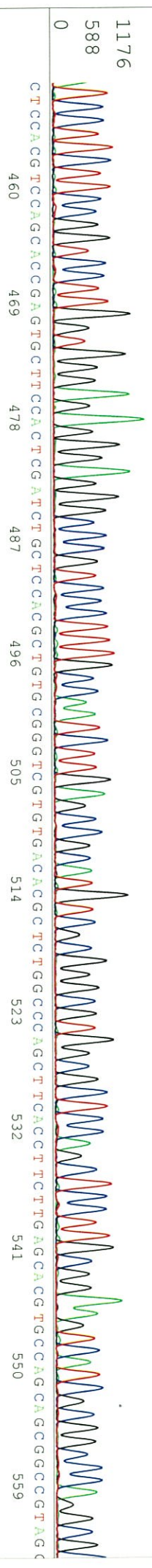
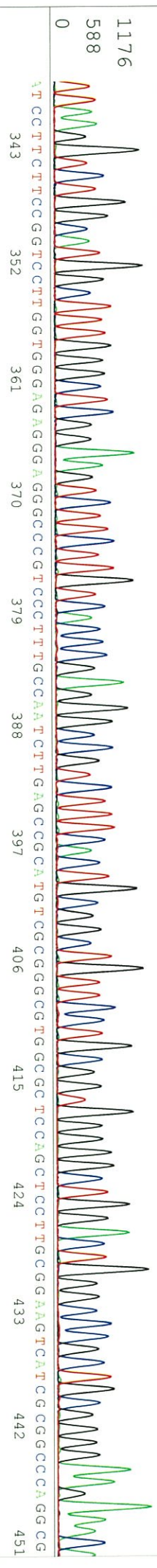
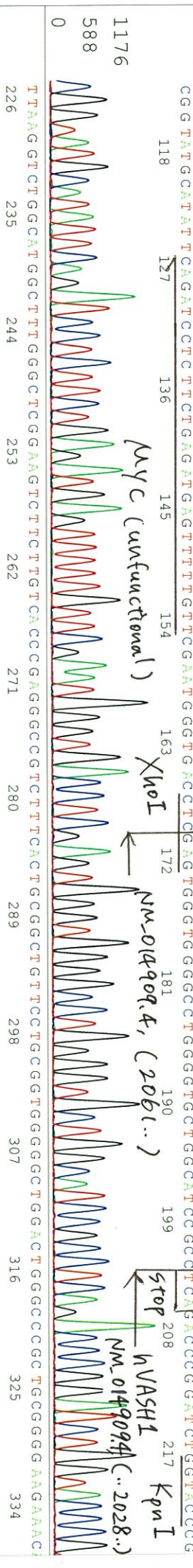
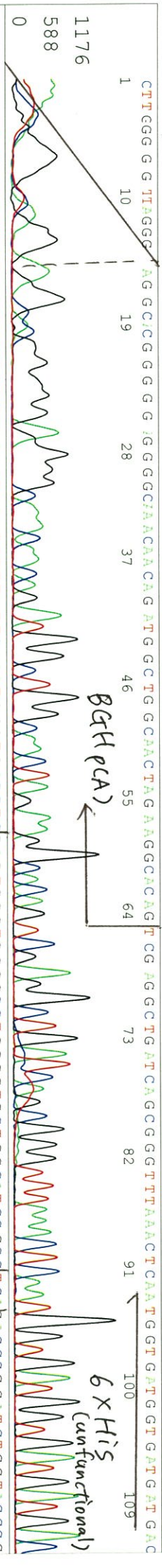
XhoI


NM_014909.4, (2061..)

stop

NM_014909.4 (...2028..)

Kpn I




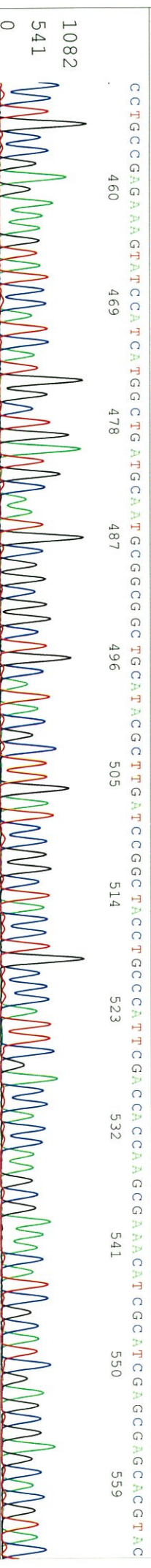
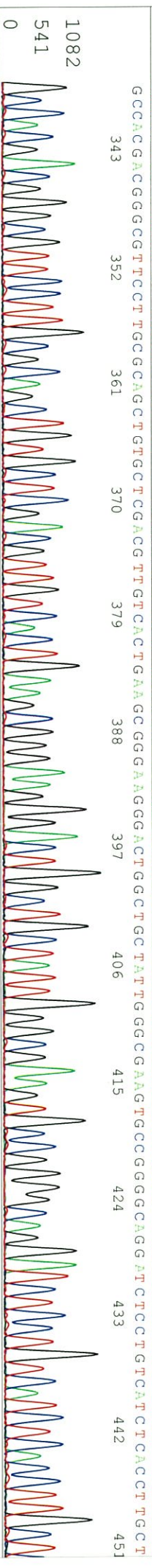
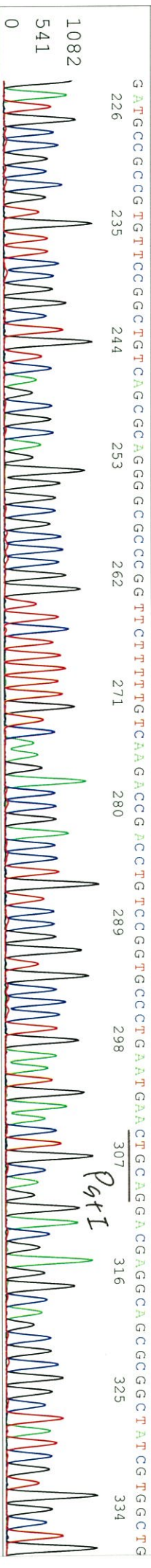




S/N G:164 A:201 T:202 C:322 primer name C : SV40pro_F

KB:bcf KB_3500_POP7_BDTV3.mob Pts 1458 to 12423 Pk1 Loc:1435

KB 1.4.1.8 Cap:2 5'-TATTATGACAGAGGCCGAGG-3' Version 6.0 HISQV Bases: 951

SV40 pro loci SwaI



SN G:164 A:201 T:202 C:322

08518_08518_A8At_1_SV40pro_F

Feb 05,2018 01:55PM, JST

KB.bcp

KB_3500_POP7_BDTV3.mob

Feb 05,2018 02:34PM, JST

KB 1.4.1.8 Cap:2

Pls 1458 to 12423 Pk1 Loc:1435

Spacing:1.1.13 Pls/Panel1350

Version 6.0 HiSQV Bases: 951

Plate Name: 20180205_dnabank

Neol

Neor stop

