Gene Engineering Division
RIKEN BioResource Center

RIKEN DNA BANK clone name : pGL4-phRHOA

- Clone ID : RDB _ 07404
- Lot : 07404 _ A4D2
- DNA Concentration : 25 nanogram/microliter
- Volume : 1 microgram
- Form : DNA solution in TE buffer
- Host : DH5 α
- Culture : LB medium
- Antibiotics : 100 microgram/ml Ampicillin
- Purification : QIAGEN QIAprep Spin Miniprep kit
- Digestion by restriction enzyme

2-Log DNA Ladder
(NEB#N3200L),
125 ng/well

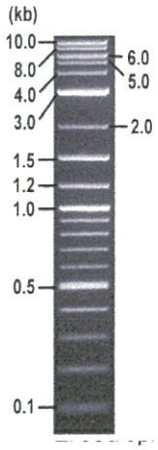

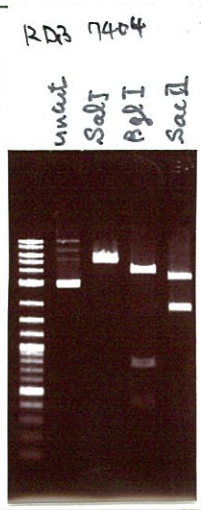

oresis : 49 nanogram DNA per lane ; 1% agarose gel , 1 x TAE Buffer

Restriction enzyme		Expected size of fragment	
SalI	:	5.6	kbp
BglI	:	4.2, 0.8, 0.4, 0.2	kbp
SacII	:	3.6, 2.0	kbp
	:		kbp
	:		kbp

- Confirmation of the insertion sequence

Sequence name	Primer name
Sequence - A	pGL4-4174F
Sequence - B	pGL4-136R
Sequence - C	-
Sequence - D	-

APPROVED BY :

Applied Biosystems

S/N G:40 A:40 T:30 C:32
KB.bcp
KB 1.4.1.8 Cap:3

primer name A : pGL4-4174F
5'-TAGCAAAATAGGCTGTCCCC-3'

07404_07404_A4D2_1_pGL4-4174F_A12_03
07404_07404_A4D2_1_pGL4-4174F
KB_3500_POP7_BDTv3.mob
Pts 1418 to 13588 Pk1 Loc:1395
Version 5.4 HiSQV Bases: 707

Inst Model/Name 3500/3500 Instrument
Apr 07,2014 02:32PM, JST
Apr 07,2014 02:59PM, JST
Spacing:11.85 Pts/Panel1350
Plate Name: 20140407_mix

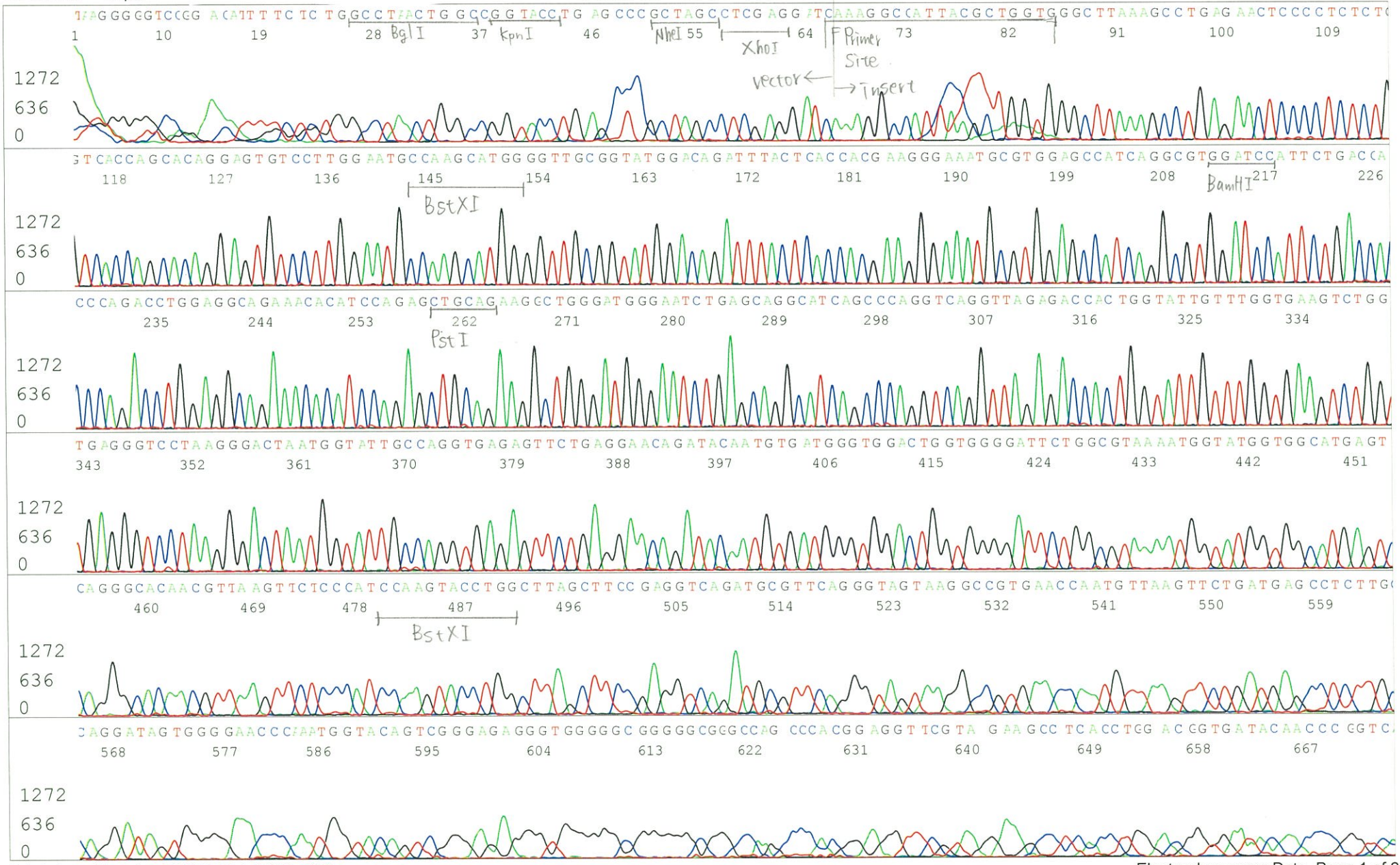

Applied Biosystems

S/N G:93 A:70 T:54 C:91
KB.bcp
KB 1.4.1.8 Cap:12

primer name B : pGL4-136R
5'-CTTCGAGTGGGTAGAATGGC-3'

07404_07404_A4D2_1_pGL4-136R_D12_12
07404_07404_A4D2_1_pGL4-136R
KB_3500_POP7_BDTv3.mob
Pts 1404 to 13053 Pk1 Loc:1381
Version 5.4 HiSQV Bases: 1023
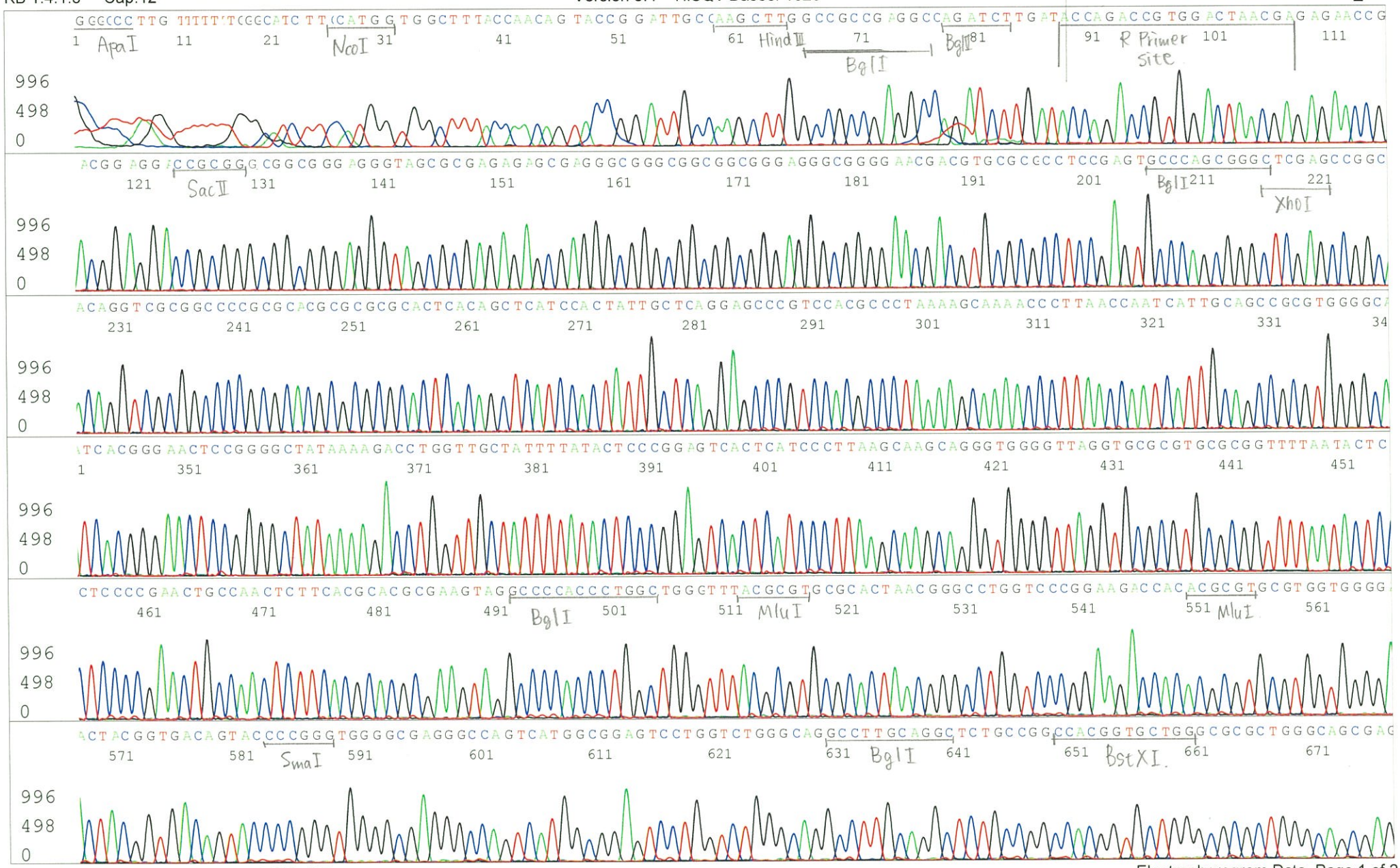
Inst Model/Name 3500/3500 Instrument
Apr 07,2014 02:32PM, JST
Apr 07,2014 02:59PM, JST
Spacing:11.41 Pts/Panel1350
Plate Name: 20140407_mix