RIKEN_clone ID : ARe07G01

Vector : pKA1U5

Gene	GATA6		
Ref Seq	NM_005257.3	3494 bp	1..3494
	CDS	1788 bp	266..2053
	5'-terminal sequence	3494 bp	1..3494

● Plasmid DNA purification

Date : 120327 Culture : LB (100 ug/ml Ampicillin) 5 ml -> 37℃ O/N

Date : 120328 Purification : QIAGEN Miniprep kit -> dH_2O 100 ul

● Digestion by restriction enzyme/Concentrarion calibration

Date : 120328

DNA concentration (O.D.): 212 ng/ul

DNA	0.5 ul
Enzyme (BamHI)	1 ul
Buffer H	1 ul
dH_2O	7.5 ul
Total	10 ul

Erectrophoresis : 1% agarose gel, 1x TAE Buffer

Marker : 2-Log DNA Ladder (NEB#N3200L)

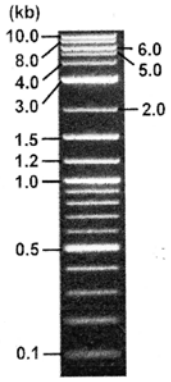

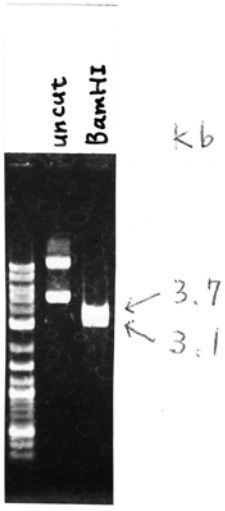

<Expected digestion pattern from ARe07G01 >

3138, 3708 bp (inference)

● Adjust plasmid DNA solution to 25 ng/ul ～preparation for shipping～

Date : 120405 Shipped : 25 ng/ul, 40 ul

Final concentration : 25 ng/ul

DNA (212 ng/ul)	83 ul
10x TE	70.3 ul
dH_2O	550.5 ul
Total	703.8 ul

Applied Biosystems

S/N G:40 A:23 T:24 C:34
KB.bcp
KB 1.4.1.8 Cap:3

7672_ARe07G01_pGCAP_F_A03_03
7672_ARe07G01_pGCAP_F
KB_3500_POP7_BDTv3.mob
Pts 1565 to 12793 Pk1 Loc:1542
Version 5.4 HiSQV Bases: 953

Inst Model/Name 3500/3500 Instrument
Mar 29,2002 10:07AM, JST
Mar 29,2002 10:33AM, JST
Spacing:11.47 Pts/Panel1350
Plate Name: 20120329_GNP

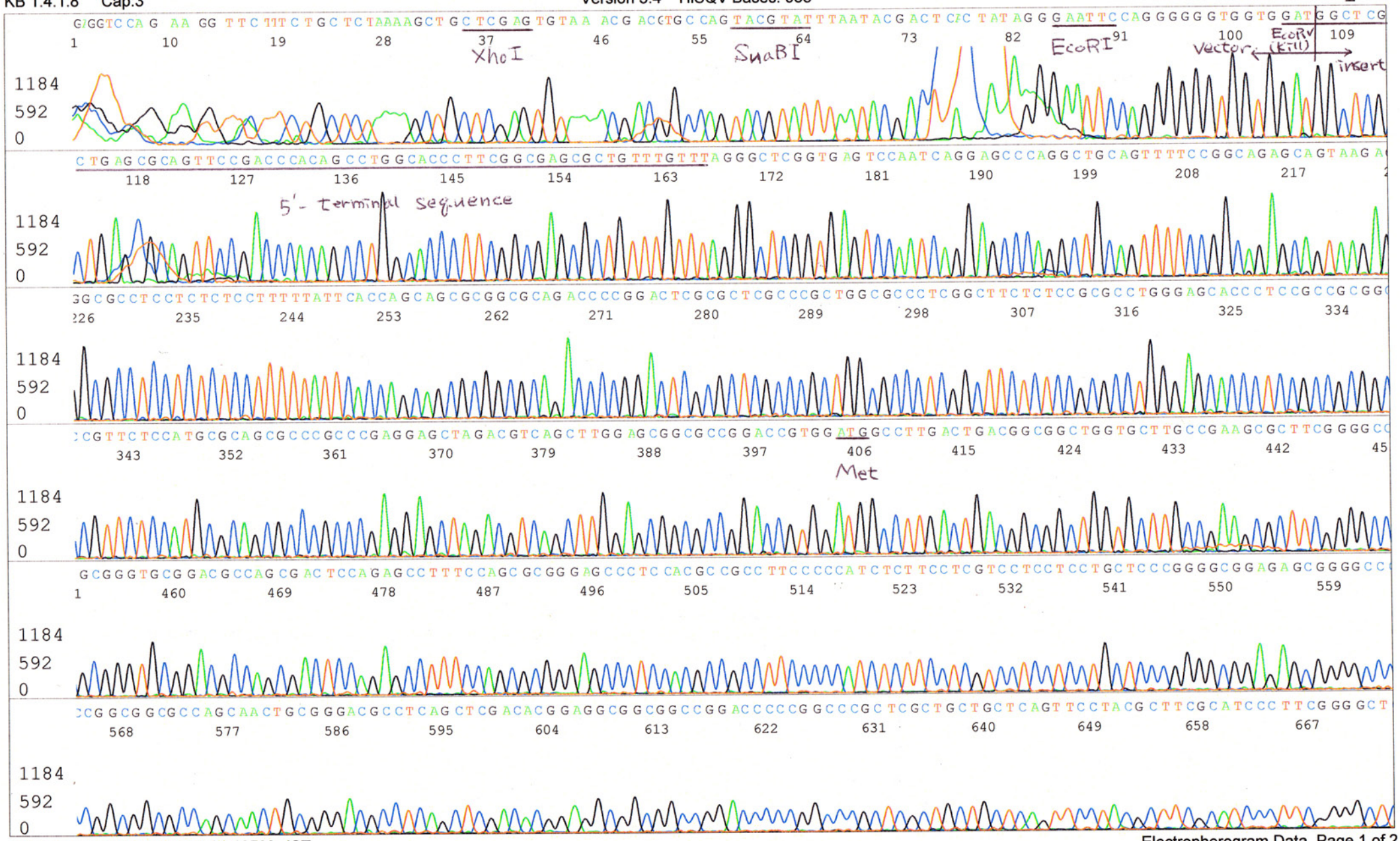

Applied Biosystems

S/N G:25 A:30 T:32 C:20
KB.bcp
KB 1.4.1.8 Cap:6

7672_ARe07G01_pGCAP_R_B03_06
7672_ARe07G01_pGCAP_R
KB_3500_POP7_BDTv3.mob
Pts 1560 to 12882 Pk1 Loc:1537
Version 5.4 HiSQV Bases: 219
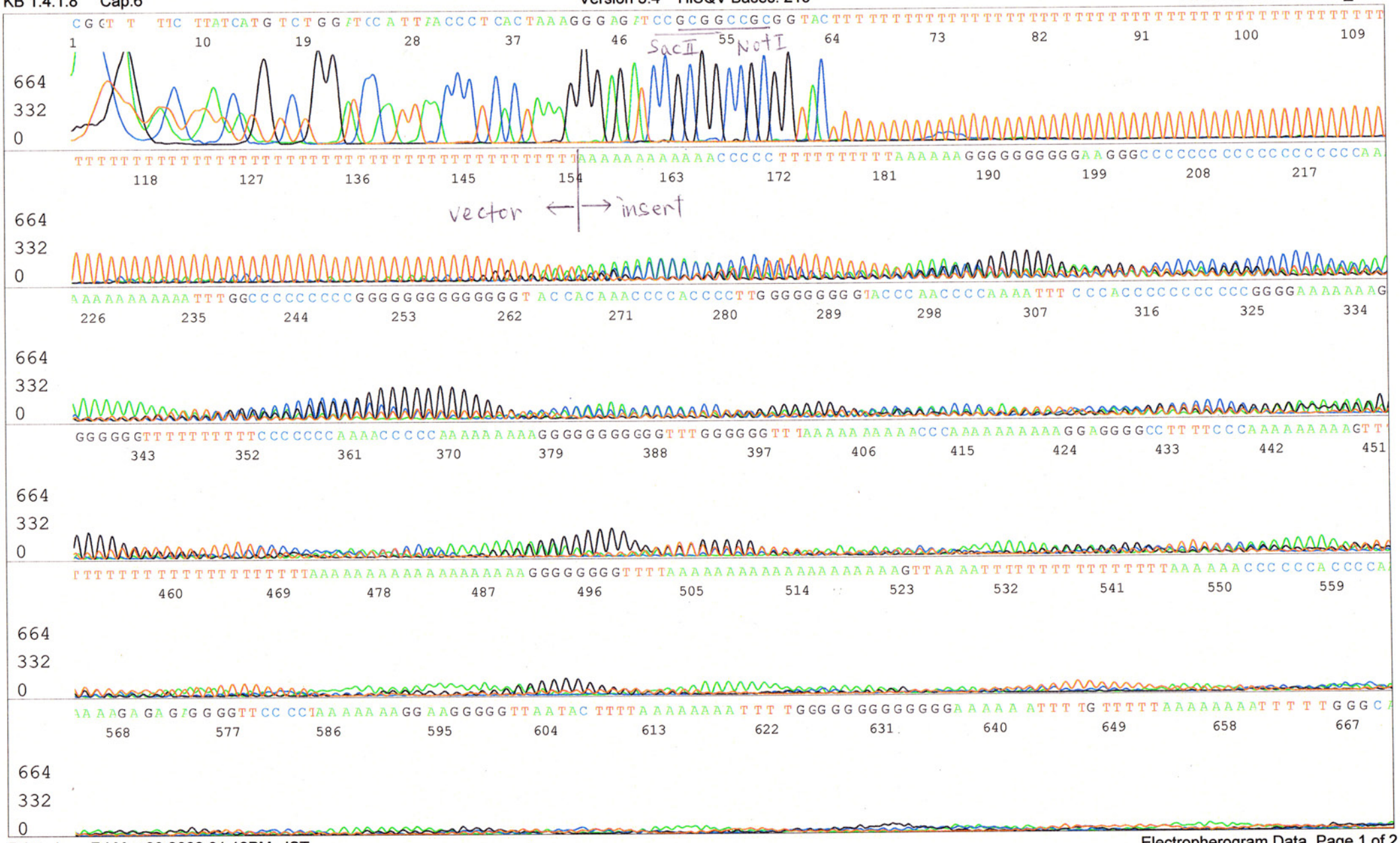
Inst Model/Name 3500/3500 Instrument
Mar 29,2002 10:07AM, JST
Mar 29,2002 10:33AM, JST
Spacing:11.59 Pts/Panel1350
Plate Name: 20120329_GNP