

Microbial Genomic DNA

RIKEN DNA Bank catalog #

JGD : **07523**Strain : **JCM 9062**Lot # : **16065_B4Gp**Organism : ***Thermoplasma acidophilum***

1. Shipping

Volume : **50** uL

2. Concentration of Genomic DNA


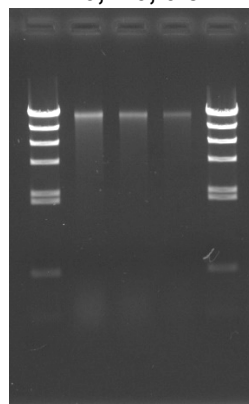
Concentration (OD 260) : **139** ng/uL
 A260 / A280 : **1.98**

3. Electrophoresis of Genomic DNA

Electrophoresis : 1% agarose gel, 1x TAE buffer
 Loading DNA amount : **2.0, 1.0, 0.5** uL/lane
 size marker : Lambda / HindIII (200 ng/Lane)
2.0, 1.0, 0.5 (uL)

Date : **2024/7/26**

Marker (Lambda / HindIII, NEB#3012S)



4. PCR Amplification

Conditions of PCR Ribosomal RNA (rRNA) gene
 Template : 100 fold diluted DNA, 1 uL
 Enzyme : KOD plus (TOYOBO)
 Volume : 20 uL

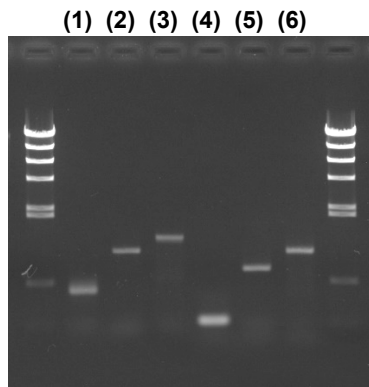
Reaction program :
 94 degC 2 min
 x 30 cycle [94 degC 15 sec
 60 degC 30 sec
 68 degC 60 sec]
 68 degC 2 min

Date : **2024/7/26**

PCR primers for rRNA gene

A-20F	5'- TCCGGTTGATCCTGCCG -3'
A-340F	5'- CCCAGGCCCTACGGG -3'
A-520R	5'- GTATTACCGCGGCGGCTG -3'
A-1100R	5'- CGGGTCTCGCTCGTT -3'
A-1400R	5'- GACGGGCGGTGTGTGC -3'

Reference: Please visit online-manual site below.

http://dna.brc.riken.jp/en/manualen/manual_genom_dna

Sample Number

	A-20F	A-340F
A-520R	(1)	(4)
A-1100R	(2)	(5)
A-1400R	(3)	(6)

Electrophoresis : 1% agarose gel, 1x TAE buffer
 Loading DNA amount : 3 uL PCR product/Lane
 Size marker : Lambda / HindIII (200ng/Lane)

5. Nucleotide sequence of rRNA gene

Confirmed Date : **2024/7/26**