

Microbial Genomic DNA

RIKEN DNA Bank catalog #

JGD : **07705**Strain : **JCM 12380^T**Lot # : **14018_B3Le**Organism : ***Thermococcus kodakarensis***

1. Shipping

Volume : **40** uL

2. Concentration of Genomic DNA

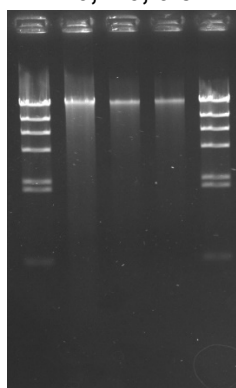
Concentration (OD 260) : **155** ng/uLA260 / A280 : **1.86**

3. Electrophoresis of Genomic DNA

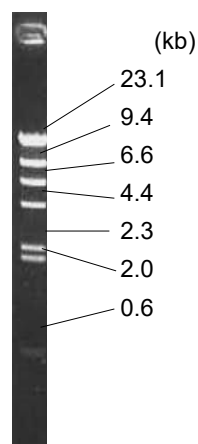
Electrophoresis : 1% agarose gel, 1x TAE buffer

Loading DNA amount : **2.0, 1.0, 0.5** uL/lane

size marker : Lambda / HindIII (200 ng/Lane)

2.0, 1.0, 0.5 (uL)Date : **2023/12/15**

Marker (Lambda / HindIII, NEB#3012S)



4. PCR Amplification

Conditions of PCR Ribosomal RNA (rRNA) gene

Template : 100 fold diluted DNA, 1 uL

Enzyme : KOD plus (TOYOBO)

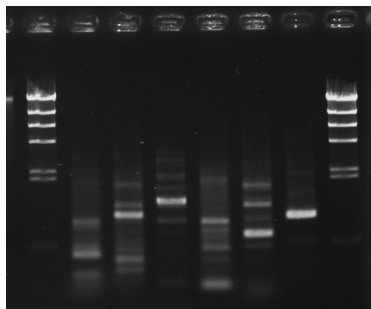
Volume : 20 uL

Reaction program :

94 degC	2 min
94 degC	15 sec
60 degC	30 sec
68 degC	60 sec
68 degC	2 min

x 30 cycle

(1) (2) (3) (4) (5) (6)

Date : **2023/12/15**

PCR primers for rRNA gene

A-20F	5'- TCCGGTTGATCCTGCCG -3'
A-340F	5'- CCCAGGCCCTACGGG -3'
A-520R	5'- GTATTACCGCGGCGGCTG -3'
A-1100R	5'- CGGGTCTCGCTCGTT -3'
A-1400R	5'- GACGGGCGGTGTGTGC -3'

Reference: Please visit online-manual site below.

http://dna.brc.riken.jp/en/manualen/manual_genom_dna

Sample Number

	A-20F	A-340F
A-520R	(1)	(4)
A-1100R	(2)	(5)
A-1400R	(3)	(6)

Electrophoresis : 1% agarose gel, 1x TAE buffer

Loading DNA amount : 3 uL PCR product/Lane

Size marker : Lambda / HindIII (200ng/Lane)

5. Nucleotide sequence of rRNA gene

■ Confirmed Date : **2016/5/12**(as original lot stock)