

Microbial Genomic DNA

Strain : **JCM 4654^T**
 Organism : ***Streptomyces naganishii***

RIKEN DNA Bank catalog #
JGD : 12720
Lot # : 12720_A3K8

1. Shipping

Volume : **50** uL

2. Concentration of Genomic DNA


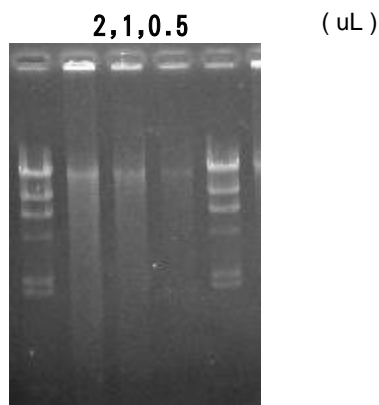
Concentration (OD 260) : **139** ng/uL
 A260 / A280 : **1.91**

3. Electrophoresis of Genomic DNA

Electrophoresis : 1% agarose gel, 1x TAE buffer
 Loading DNA amount : **2,1,0.5** uL/lane
 size marker : Lambda / HindIII (200 ng/Lane)

Date : **2017/2/3**

Marker (Lambda / HindIII, NEB#3012S)



4. PCR Amplification

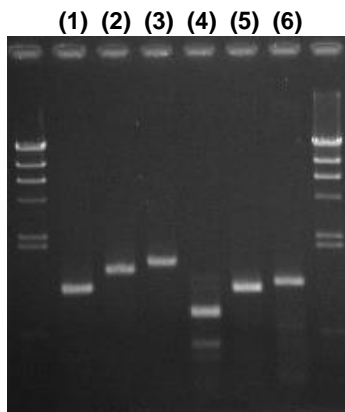
Conditions of PCR Ribosomal RNA (rRNA) gene
 Template : 100 fold diluted DNA, 1 uL
 Enzyme : KOD plus (TOYOBO)
 Volume : 20 uL

Reaction program :
 94 degC 2 min
 x 30 cycle [94 degC 15 sec
 60 degC 30 sec
 68 degC 60 sec]
 68 degC 2 min

Date : **2017/2/8**

PCR primers for 16S rRNA

EB-20F	5'- AGTTTGATCCTGGCTC -3'
EB-350F	5'- TACGGGAGGCAGCAG -3'
EB-1100R	5'- AGGGTTGCGCTCGTTG -3'
EB-1400R	5'- ACGGGCGGTGTGTAC -3'
EB-1530R	5'- AAGGAGGTGATCCAGCC -3'



Sample Number

	EB-20F	EB-350F
EB-1100R	(1)	(4)
EB-1400R	(2)	(5)
EB-1530R	(3)	(6)

Electrophoresis : 1% agarose gel, 1x TAE buffer
 Loading DNA amount : 3 uL PCR product/Lane
 Size marker : Lambda / HindIII (200ng/Lane)

5. Nucleotide sequence of rRNA gene

Confirmed Date : **2017/2/9**