

Microbial Genomic DNA

RIKEN DNA Bank catalog #

JGD : **12543**Strain : **JCM 11969^T**Lot # : **12543_B3J1**Organism : ***Secundilactobacillus paracollinoides***

1. Shipping

Volume : **35** uL


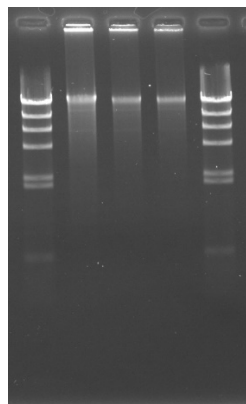
2. Concentration of Genomic DNA

Concentration (OD 260) : **111** ng/uL
A260 / A280 : **1.88**

3. Electrophoresis of Genomic DNA

Electrophoresis : 1% agarose gel, 1x TAE buffer
Loading DNA amount : **2.0, 1.0, 0.5** uL/lane
size marker : Lambda / HindIII (200 ng/Lane)
2.0, 1.0, 0.5 (uL)Date : **2024/2/28**

Marker (Lambda / HindIII, NEB#3012S)



4. PCR Amplification

Conditions of PCR Ribosomal RNA (rRNA) gene
Template : 100 fold diluted DNA, 1 uL
Enzyme : KOD plus (TOYOBO)
Volume : 20 uLReaction program :
x 30 cycle

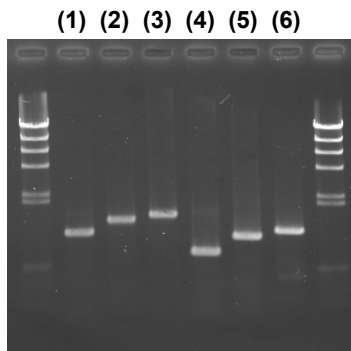
94 degC	2 min
94 degC	15 sec
60 degC	30 sec
68 degC	60 sec
68 degC	2 min

Date : **2024/2/28**

PCR primers for rRNA gene

EB-20F	5'- AGTTTGATCCTGGCTC -3'
EB-350F	5'- TACGGGAGGCAGCAG -3'
EB-1100R	5'- AGGGTTGCGCTCGTTG -3'
EB-1400R	5'- ACGGGCGGTGTGTAC -3'
EB-1530R	5'- AAGGAGGTGATCCAGCC -3'

Reference: Please visit online-manual site below.

http://dna.brc.riken.jp/en/manualen/manual_genom_dna

Sample Number

	EB-20F	EB-350F
EB-1100R	(1)	(4)
EB-1400R	(2)	(5)
EB-1530R	(3)	(6)

Electrophoresis : 1% agarose gel, 1x TAE buffer
Loading DNA amount : 3 uL PCR product/Lane
Size marker : Lambda / HindIII (200ng/Lane)

5. Nucleotide sequence of rRNA gene

■ Confirmed Date : **2017/6/27**(as original lot stock)