

# Microbial Genomic DNA

Strain: JCM 8130T  
Organism: *Lactobacillus paracasei* subsp. *Paracasei*

RIKEN DNA Bank catalog #

JGD 08989

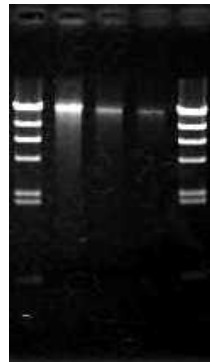
Lot # : 8989-A3An

Final concentration :	100	ng/ul
Shipping amount :	100	ul

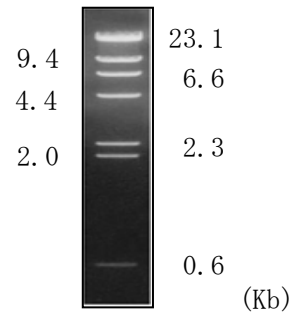
## 1. Electrophoresis of Genomic DNA

Date : 2013/2/19

Electrophoresis : 1% agarose gel, 1x TAE buffer  
Loading DNA amount : 200, 100 and 50 ng/lane  
Size marker : Lambda/HindIII (200 ng/lane)



Marker  
Lambda/HindIII  
(NEB#N3012S)



## 2. PCR Amplification

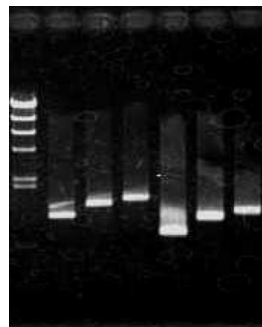
Date : 2013/2/19

Conditions of PCR ribosomal RNA (rRNA) gene

Template : 10 fold diluted DNA, 1 ul  
Enzyme : KOD Plus (Toyobo)  
Volume : 20 ul

Reaction program: 94 degC 2 min  
x30 cycle  $\left\{ \begin{array}{l} 94 \text{ degC } 15 \text{ sec} \\ 60 \text{ degC } 30 \text{ sec} \\ 68 \text{ degC } 60 \text{ sec} \end{array} \right.$   
68 degC 2 min

(1) (2) (3) (4) (5) (6)



PCR primers

16S rRNA Eubacteria set	
EB-20F	5' AGTTTGATCCTGGCTC 3'
EB-350F	5' TACGGGAGGCAGCAG 3'
EB-1100R	5' AGGTTGCGCTCGTTG 3'
EB-1400R	5' ACGGGCGGTGTGTAC 3'
EB-1530R	5' AAGGAGGTGATCCAGCC 3'

Sample Number

	EB-20F	EB-350F
EB-1100R	(1)	(4)
EB-1400R	(2)	(5)
EB-1530R	(3)	(6)

Electrophoresis : 1% agarose gel, 1x TAE buffer  
Loading DNA amount : 5 ul PCR product/lane  
Size marker : Lambda/HindIII (200 ng/lane)

## 3. Nucleotide sequence of rRNA gene

 Confirmed date : 2013/2/21