

# Microbial Genomic DNA

Strain : **JCM 9101<sup>T</sup>**  
 Organism : ***Haloterrigena turkmenica***

RIKEN DNA Bank catalog #  
 JGD : **08342**  
 Lot # : **08342\_A7Kd**

## 1. Shipping

Volume : **25** uL

## 2. Concentration of Genomic DNA

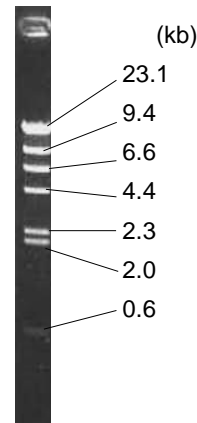
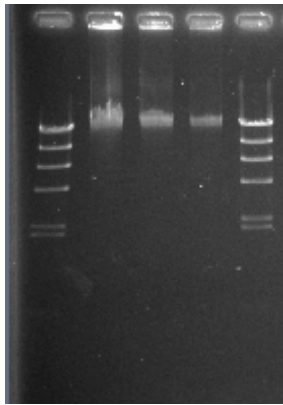
Concentration ( OD 260 ) : **62** ng/uL  
 A260 / A280 : **1.93**

## 3. Electrophoresis of Genomic DNA

Electrophoresis : 1% agarose gel, 1x TAE buffer  
 Loading DNA amount : **4.0, 2.0, 1.0** uL/lane  
 size marker : Lambda / HindIII ( 200 ng/Lane )  
**4.0, 2.0, 1.0** ( uL )

Date : **2017/11/13**

Marker ( Lambda / HindIII, NEB#3012S )

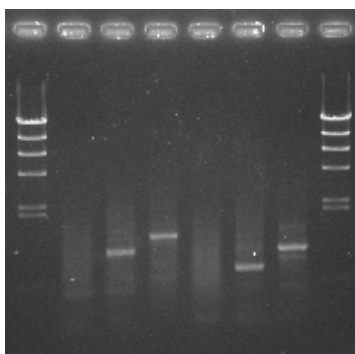


## 4. PCR Amplification

Conditions of PCR Ribosomal RNA ( rRNA ) gene  
 Template : 100 fold diluted DNA, 1 uL  
 Enzyme : KOD plus ( TOYOBO )  
 Volume : 20 uL

Reaction program :  
 94 degC 2 min  
 x 30 cycle [ 94 degC 15 sec  
 60 degC 30 sec  
 68 degC 60 sec ]  
 68 degC 2 min

(1) (2) (3) (4) (5) (6)



Date : **2017/11/13**

### PCR primers for 16S rRNA

A-20F	5'- TCCGGTTGATCCTGCCG -3'
A-340F	5'- CCCAGGCCCTACGGG -3'
A-520R	5'- GTATTACCGCGGCGGCTG -3'
A-1100R	5'- CGGGTCTCGCTCGTT -3'
A-1400R	5'- GACGGGCGGTGTGTGC -3'

### Sample Number

	A-20F	A-340F
A-520R	(1)	(4)
A-1100R	(2)	(5)
A-1400R	(3)	(6)

Electrophoresis : 1% agarose gel, 1x TAE buffer  
 Loading DNA amount : 3 uL PCR product/Lane  
 Size marker : Lambda / HindIII ( 200ng/Lane )

## 5. Nucleotide sequence of rRNA gene

Confirmed Date : **2017/11/15**