

Microbial Genomic DNA

Strain: JCM 5962^T
Organism: *Pseudomonas aeruginosa*

RIKEN DNA Bank catalog #
JGD 06291
Lot # : 071105

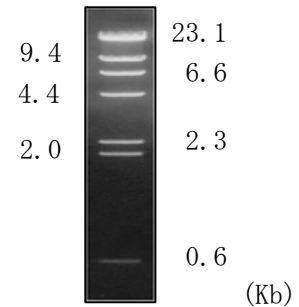
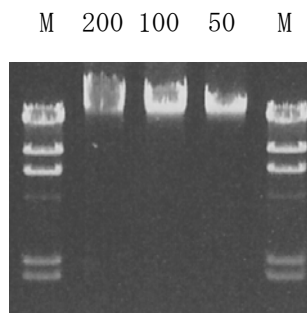
Final concentration : 120 ng/ul
Shipping amount : 100 ul

1. Electrophoresis of Genomic DNA

Date : 2010/8/3

Electrophoresis : 1% agarose gel, 1x TAE buffer
Loading DNA amount : 200, 100, and 50 ng/lane
Size marker : Lambda/HindIII (200 ng/lane)

Marker
Lambda/HindIII
(NEB#N3012S)



2. PCR Amplification

Date : 2010/7/8

Conditions of PCR (16S ribosomal RNA genes)

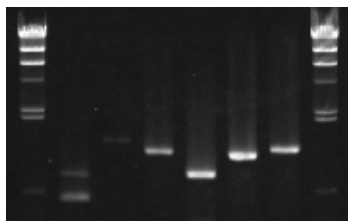
Template : 100 fold diluted DNA, 1 ul
Enzyme : KOD Plus (Toyobo)
Volume : 20 ul

Reaction program: 94 degC 2 min
x30 cycle (94 degC 15 sec)
 (60 degC 30 sec)
 (68 degC 60 sec)
 68 degC 2 min

PCR primers

Eubacteria set	
EB-20F	5' AGTTGATCCTGGCTC 3'
EB-350F	5' TACGGGAGGCAGCAG 3'
EB-1100R	5' AGGGTTGCGCTCGTTG 3'
EB-1400R	5' ACGGGCGGTGTGTAC 3'
EB-1530R	5' AAGGAGGTGATCCAGCC 3'

M (1) (2) (3) (4) (5) (6) M



Sample Number

	EB-20F	EB-350F
EB-1100R	(1)	(4)
EB-1400R	(2)	(5)
EB-1530R	(3)	(6)

Electrophoresis : 1% agarose gel, 1x TAE buffer
Loading DNA amount : 5 ul PCR product/lane
Size marker : Lambda/HindIII (200 ng/lane)