

**RIKEN Clone ID : IRAL032B11**

Lot#: 7566\_A4Ki

Vector : pDNR-LIB

Gene	GNAS	
Accession No.	BC022875.1	1385 bp
	<i>CDS</i>	1031 bp
		<1..1031

● Plasmid DNA purification

Date : 141125

Culture : LB (25 ug/ml Chloramphenicol) 5 ml -> at 37 deg C over night

Date : 141126

Purification : QIAGEN Miniprep kit -> dH<sub>2</sub>O 100 ul

● Digestion by restriction enzyme/Concentration calibration

Date : 141126

DNA concentration (O.D.): 150 ng/ul

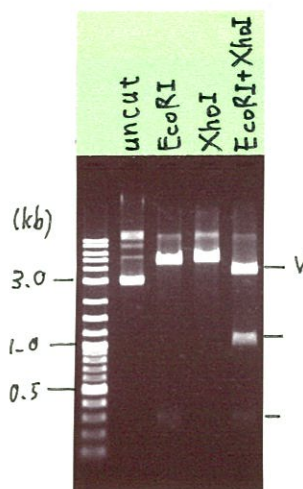
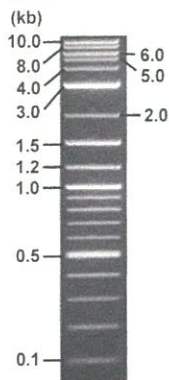
< Size of fragment expected from IRAL032B11 >

DNA	0.3 ul
Enzyme (EcoRI + XhoI)	0.5 + 0.5 ul
Buffer H	1 ul
dH <sub>2</sub> O	7.7 ul
Total	10 ul

EcoRI	5039, 298 bp
XhoI	5337 bp
EcoRI + XhoI	3919bp (Vector) 1120, 298 bp

Electrophoresis : 1% agarose gel, 1x TAE Buffer

Marker : 2-Log DNA Ladder (NEB#N3200L)



● Adjust plasmid DNA solution to 25 ng/ul

Date : 141127

● Confirmation of the insertion sequence

Date : 141127

DNA ( 150 ng/ul)	86.0 ul
10x TE	51.6 ul
dH <sub>2</sub> O	378.4 ul
Total	516.0 ul

Primer A	T7 long
Primer B	M13 Reverse
Primer C	-
List of Sequencing Primers	<a href="http://dna.brc.riken.jp/en/GNPclone3en.html">http://dna.brc.riken.jp/en/GNPclone3en.html</a>

● Shipping

Conc. : 25 ng/ul, Volume : 40 ul

~~Conc. : 25 ng/ul, Volume : 40 ul~~

APPROVED BY :

<http://dna.brc.riken.jp/index.html>



S/N G:122 A:126 T:92 C: Primer A: T7 long

KB.bcp

KB 1.4.1.8 Cap:2

5' CGCCAAGCTCTAATACGACTCACTATAGGG 3'

IRAL032B11\_A4Ki\_11\_T7long

KB\_3500\_POP7\_BDTv3.mob

Pts 1419 to 13170 Pk1 Loc:1396

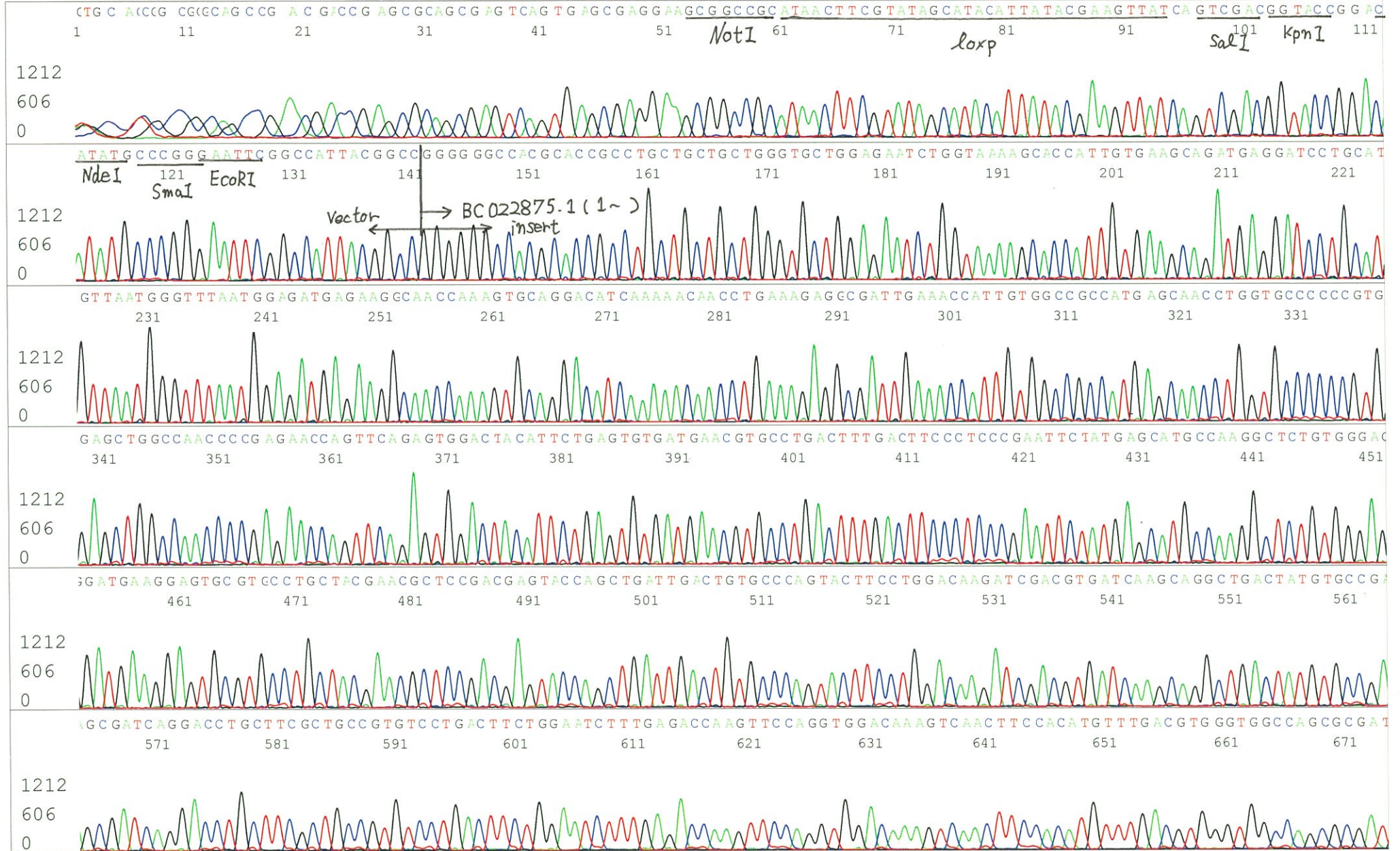
Version 5.4 HiSQV Bases: 1011

Nov 27,2014 02:16PM, JST

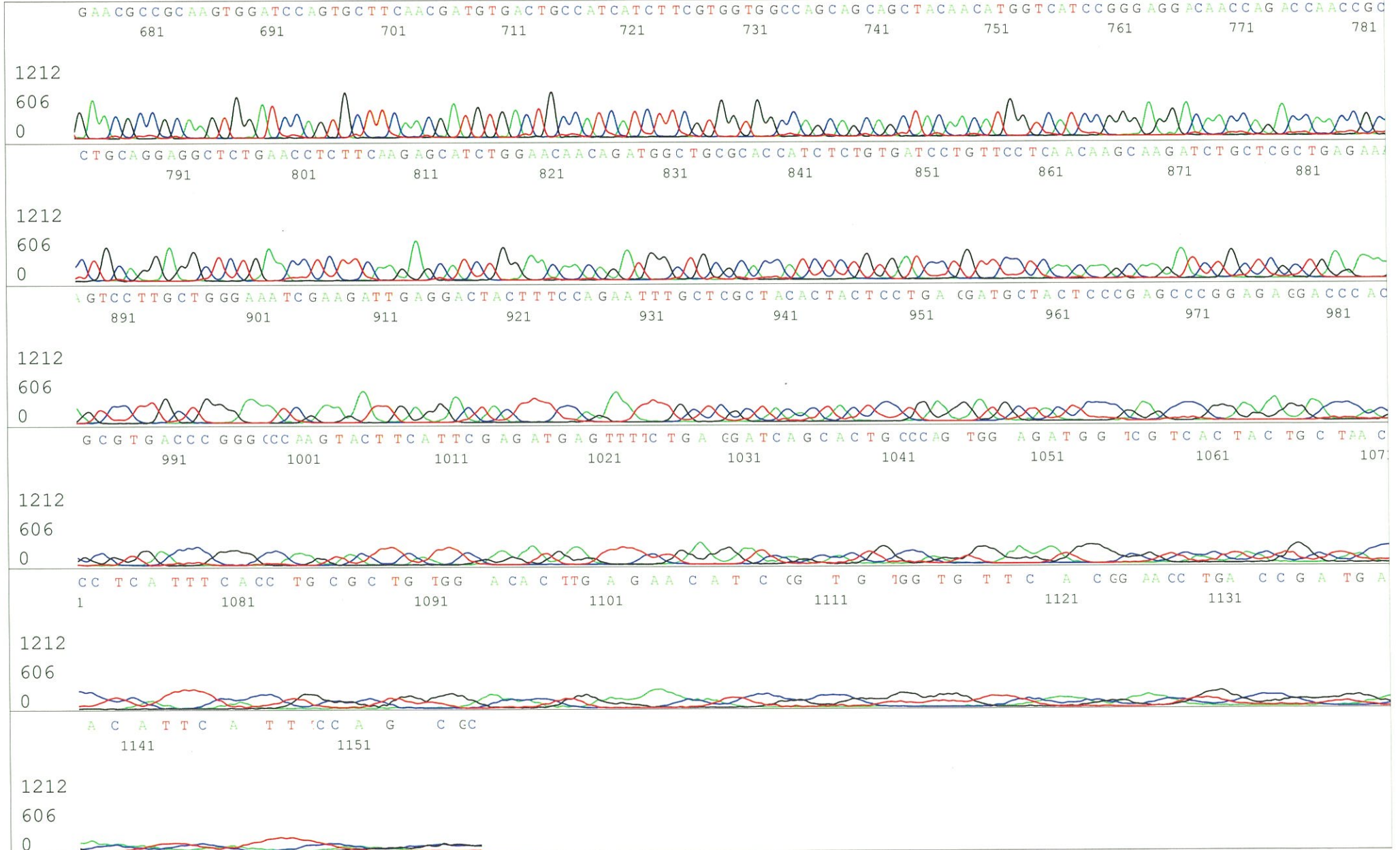
Nov 27,2014 02:42PM, JST

Spacing:11.51 Pts/Panel1350

Plate Name: 20141127\_mix

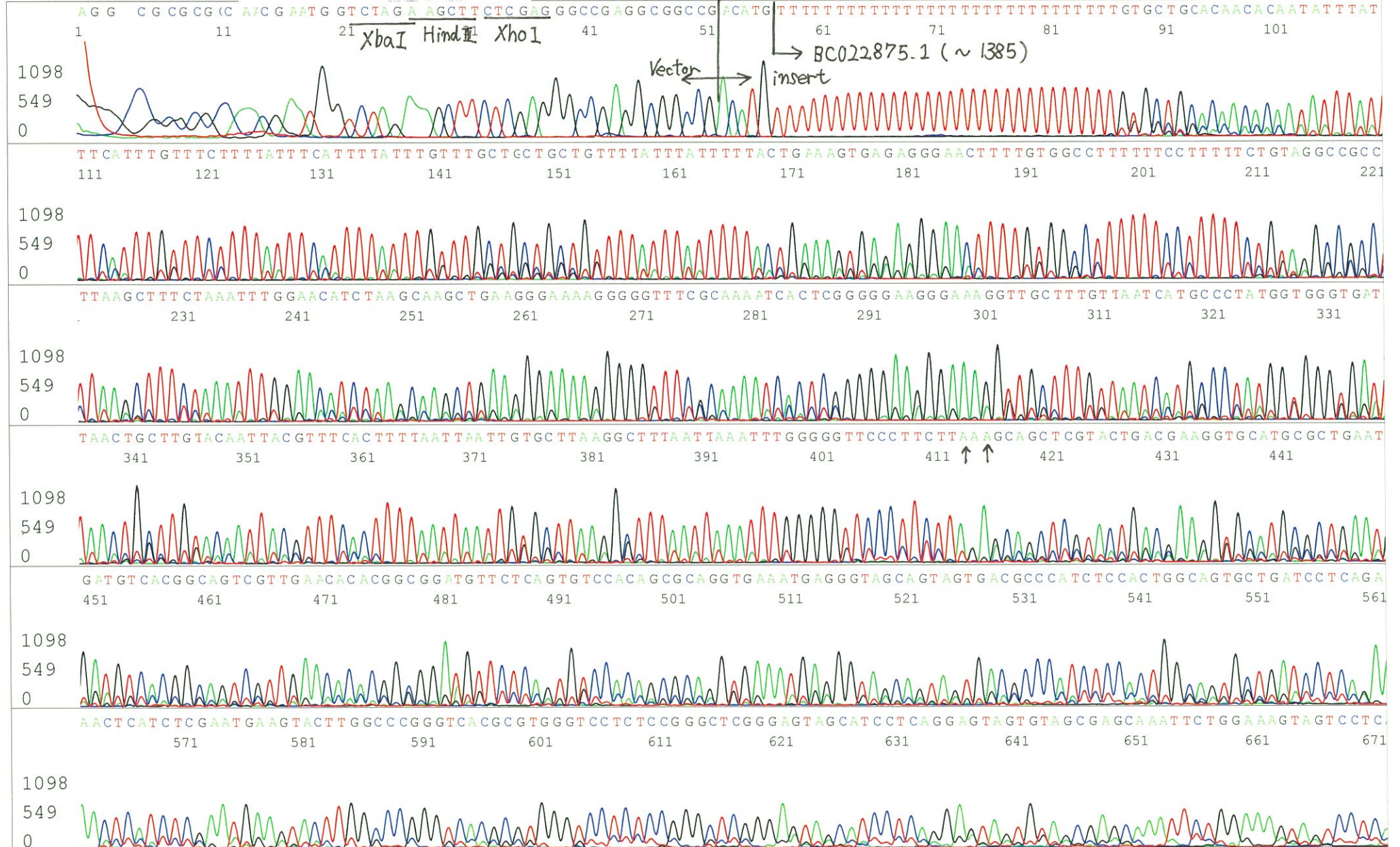


S/N G:122 A:126 T:92 C:127  
KB.bcp  
KB 1.4.1.8 Cap:2



S/N G:97 A:94 T:96 C:91  
KB.bcp  
KB 1.4.1.8 Cap:5

Primer B : M13 Reverse  
5' AAACAGCTATGACCATGTTCA 3'



S/N G:97 A:94 T:96 C:91  
KB.bcp  
KB 1.4.1.8 Cap:5

