Genome Network Project_Full -Length cDNA clone

RIKEN_clone ID: IRAL023K14

Vector : pOTB7

Gene	RNF187		
Accession No.	BC008022.1	1144 bp	1..1144
	CDS	- bp	-

●Plasmid DNA purification

Date : 111214 Culture : LB (25 ug/ml Chloramphenicol) 10 ml →37℃ O/N

Date : 111215 Purification : QIAGEN Miniprep kit→dH_2O ~~100~~ 70 ul

●Digestion by restriction enzyme / Concentrarion calibration

Date : 111215

DNA concentration (O.D.): 145 ng/ul

DNA	1 ul
Enzyme (BamHI+BglⅡ)	0.5+0.5 ul
Buffer H	1 ul
dH_2O	7 ul
Total	10 ul

Erectrophoresis: 1% agarose gel, 1×TAE Buffer

Marker: 2-Log DNA Ladder (NEB#N3200L)

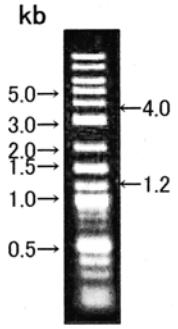

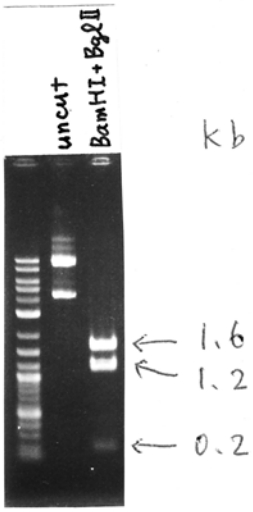

<Expected digestion pattern from BC008022.1>

1615, 1159, 171 bp

●Adjust plasmid DNA solution to 25 ng/ul ～preparation for shipping～

Date : 111216 Shipped : 25 ng/ul, 40 ul

Final concentration: 25 ng/ul

DNA (145 ng/ul)	59.0 ul
10×TE	34.2 ul
dH_2O	249.0 ul
Total	342.2 ul

Applied Biosystems

S/N G:362 A:262 T:243 C:291
KB.bcp
KB 1.4.1.8 Cap:8

IRAL023K14_pOTB7_F_C05_08
IRAL023K14_pOTB7_F
KB_3500_POP7_BDTv3.mob
Pts 1473 to 12458 Pk1 Loc:1450
Version 5.4 HiSQV Bases: 938

Inst Model/Name 3500/3500 Instrument
Dec 16,2001 09:38AM, JST
Dec 16,2001 10:04AM, JST
Spacing:11.03 Pts/Panel1350
Plate Name: 20111216_GNP_DNAbank

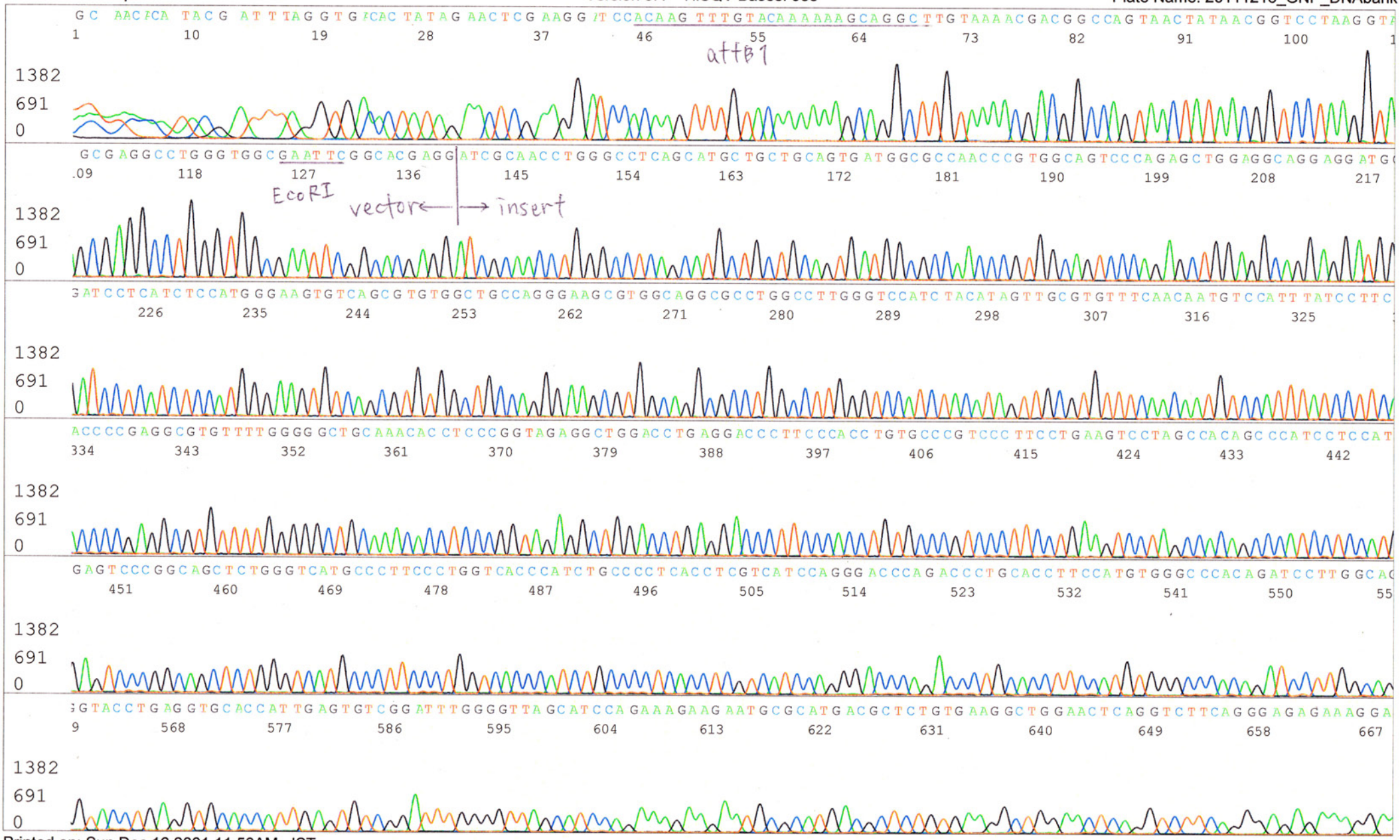

Applied Biosystems

S/N G:48 A:51 T:31 C:42
KB.bcp
KB 1.4.1.8 Cap:11

IRAL023K14_pOTB7_R_D05_11
IRAL023K14_pOTB7_R
KB_3500_POP7_BDTv3.mob
Pts 1465 to 12387 Pk1 Loc:1442
Version 5.4 HiSQV Bases: 905
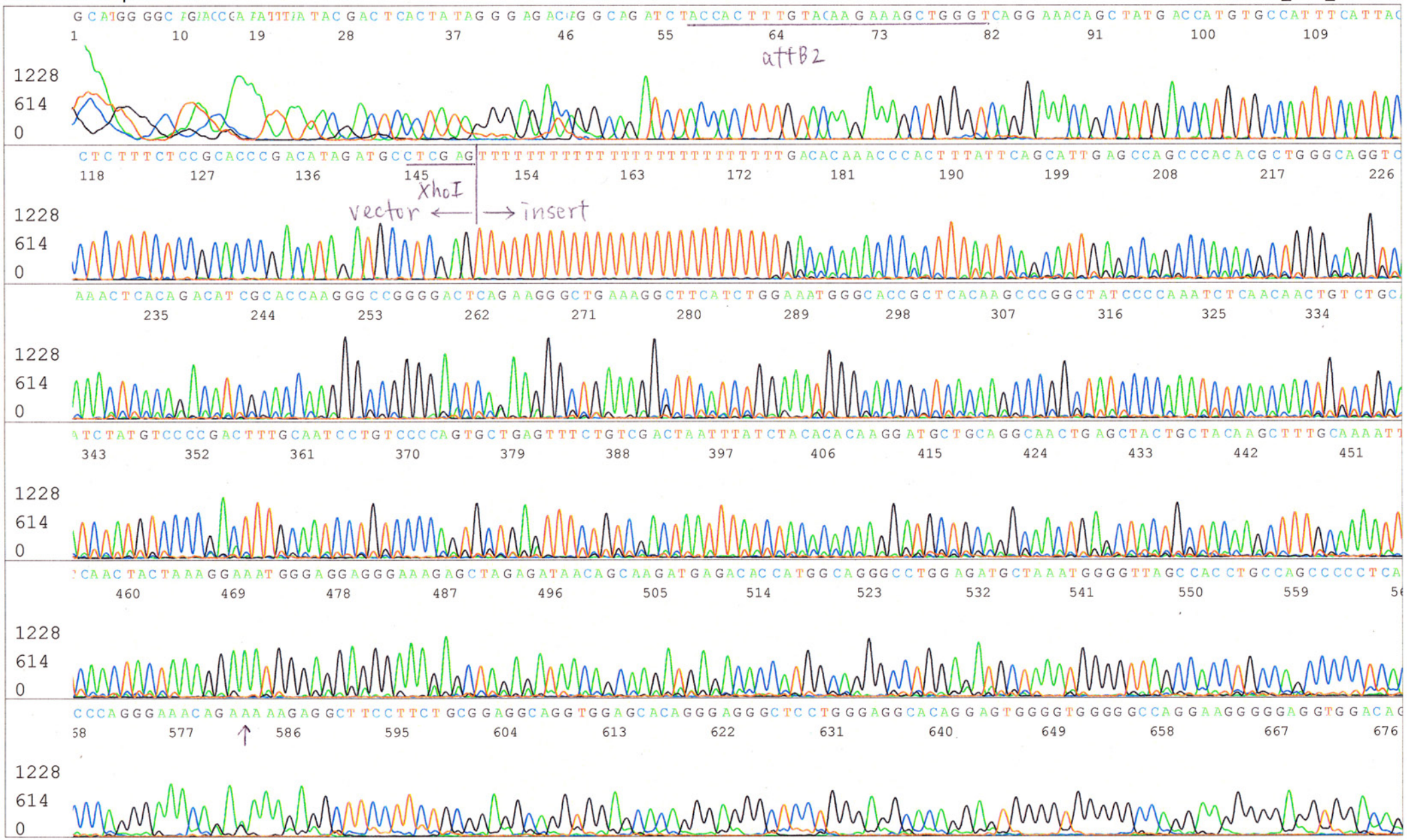
Inst Model/Name 3500/3500 Instrument
Dec 16,2001 09:38AM, JST
Dec 16,2001 10:04AM, JST
Spacing:10.92 Pts/Panel1350
Plate Name: 20111216_GNP_DNAbank