

RIKEN Clone ID : IRAK140H17

Lot#: 7893_B1Dj

Vector : pCMV-SPORT6

Gene	BRD4	
Accession No.	BC067129.1	1888 bp
	<i>CDS</i>	1644 bp

● Plasmid DNA purification

Date : 21.04.20

Culture : LB (100 ug/ml Ampicillin) 5 ml -> at 37 deg C over night

Date : 21.04.21

Purification : QIAGEN Miniprep kit -> dH₂O 100 ul

● Digestion by restriction enzyme/Concentration calibration

Date : 21.04.21

DNA concentration (O.D.): 304 ng/ul

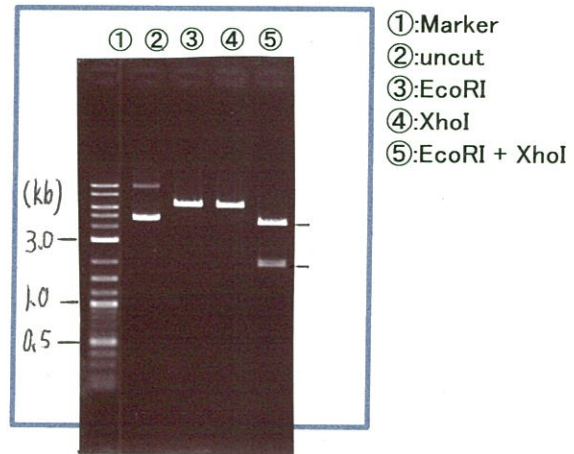
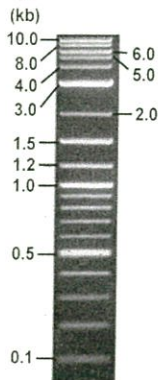
< Size of fragment expected from this clone >

DNA	0.3 ul
Enzyme (EcoRI + XhoI)	0.5 + 0.5 ul
Buffer H	1 ul
dH ₂ O	7.7 ul
Total	10 ul

EcoRI	6.2 kb
XhoI	6.2 kb
EcoRI + XhoI	4.3kb (Vector) 1.9 kb

Electrophoresis : 1% agarose gel, 1x TAE Buffer

Marker : 2-Log DNA Ladder (NEB#N3200L)



● Adjust plasmid DNA solution to 25 ng/ul

Date : 21.04.23

DNA (304 ng/ul)	88.0 ul
10x TE	107.0 ul
dH ₂ O	875.0 ul
Total	1070.0 ul

● Confirmation of the insertion sequence

Date : 21.04.23

Primer A	Reverse2
Primer B	M13
Primer C	-
List of Sequencing Primers	http://dna.brc.riken.jp/en/GNPclone3en.html

● Shipping

Conc. : 25 ng/ul, Volume : 40 ul
 Conc. : ~~ng/ul~~, Volume : ~~ul~~

APPROVED BY :

<http://dna.brc.riken.jp/index.html>



S/N G:454 A:459 T:232 C:5 Primer A : Reverse2

7893_IRAK140H17_B1Dj_Reverse2

Apr 22,2021 09:40AM, JST

KB.bcp

KB_3500_POP7_BDTv3.mob

Gray line indicates quality value

Apr 22,2021 09:55AM, JST

KB 1.4.1.8 Cap:7

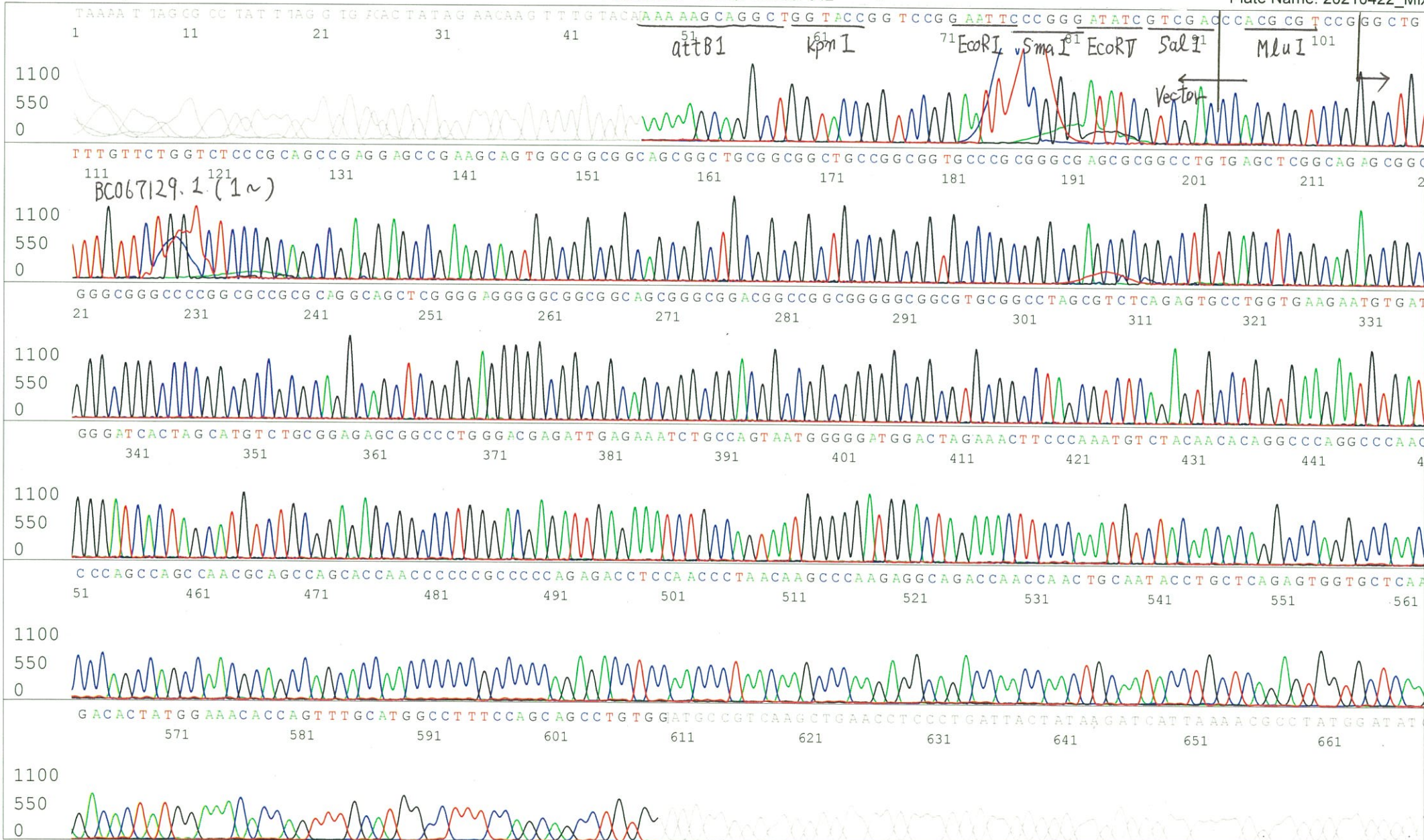
5' GCGGATAACAATTTTCACACAGG 3'

Pts 1890 to 8706 Pk1 Loc:1858

(QV) < 40.

Spacing:10.45 Pts/Panel1350

Plate Name: 20210422_Mix



S/N G:544 A:420 T:345 C:60' Primer B : M13
KB.bcp
KB 1.4.1.8 Cap:10 5' GTTTTCCCAGTCACGACGTTGTA 3'

Gray line indicates quality value
(QV) < 40.

