Genome Network Project_Full -Length cDNA clone

RIKEN_clone ID: IRAK106P19

Vector : pBluescript

Gene	AOF2		
Accession No.	BC048134.1	2969 bp	1..2969
	CDS	2559 bp	71..2629

●Plasmid DNA purification

Date : 120215 Culture : LB (100 ug/ml Ampicillin) 10 ml →37℃ O/N

Date : 120216 Purification : QIAGEN Miniprep kit→dH_2O 100 ul

●Digestion by restriction enzyme / Concentrarion calibration

Date : 120216

DNA concentration (O.D.): 247 ng/ul

DNA	0.5 ul
Enzyme (Sac I +Apa I)	0.5+0.5 ul
Buffer L	1 ul
dH_2O	7.5 ul
Total	10 ul

Erectrophoresis: 1% agarose gel, 1×TAE Buffer

Marker: 2-Log DNA Ladder (NEB#N3200L)

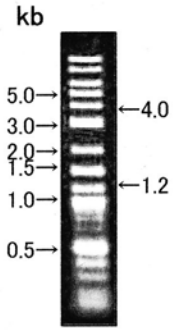

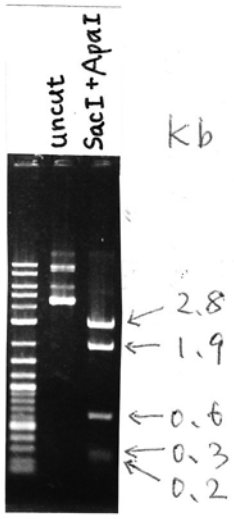

<Expected digestion pattern from BC048134.1>

2785, 1933, 617, 253, 218 bp

●Adjust plasmid DNA solution to 25 ng/ul ～preparation for shipping～

Date : 120222 Shipped : 25 ng/ul, 40 ul

Final concentration: 25 ng/ul

DNA (247 ng/ul)	86 ul
10×TE	85.0 ul
dH_2O	679.0 ul
Total	850.0 ul

Applied Biosystems

S/N G:948 A:771 T:372 C:668
KB.bcp
KB 1.4.1.8 Cap:14

IRAK106P19_T7_3_E02_14
IRAK106P19_T7_3
KB_3500_POP7_BDTv3.mob
Pts 1499 to 12596 Pk1 Loc:1476
Version 5.4 HiSQV Bases: 958

Inst Model/Name 3500/3500 Instrument
Feb 22,2002 09:54AM, JST
Feb 22,2002 10:20AM, JST
Spacing:11.22 Pts/Panel1350
Plate Name: 20120222_mix

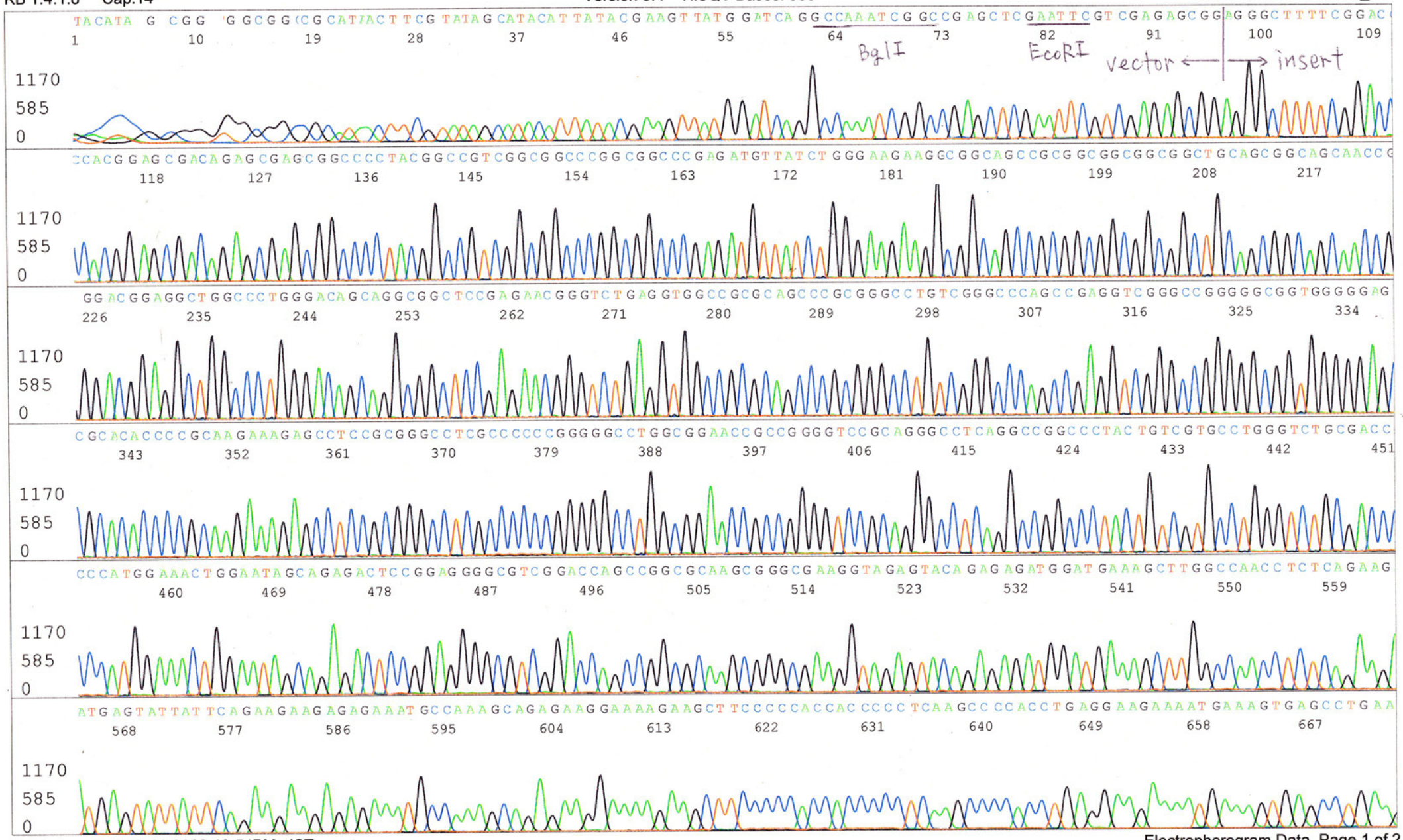

Applied Biosystems

S/N G:777 A:815 T:620 C:581
KB.bcp
KB 1.4.1.8 Cap:17

IRAK106P19_Reverse2_3_F02_17
IRAK106P19_Reverse2_3
KB_3500_POP7_BDTv3.mob
Pts 1455 to 12661 Pk1 Loc:1432
Version 5.4 HiSQV Bases: 898
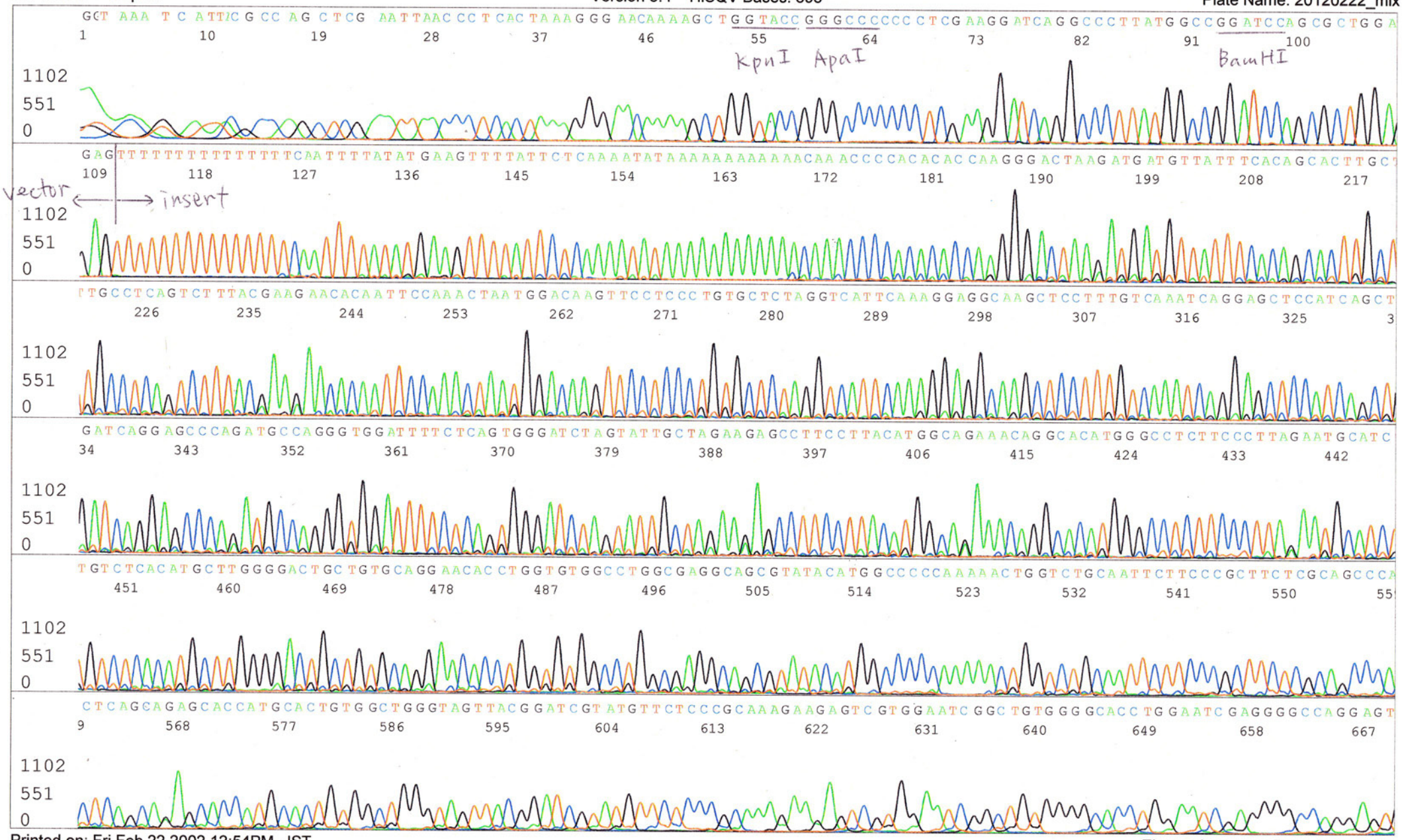
Inst Model/Name 3500/3500 Instrument
Feb 22,2002 09:54AM, JST
Feb 22,2002 10:20AM, JST
Spacing:11.29 Pts/Panel1350
Plate Name: 20120222_mix