

RIKEN Clone ID : IRAK098M05

Lot#: 7893_A4G0

Vector : pCMV-SPORT6

Gene	TRAF3IP1	
Accession No.	BC059174.1	3938 bp
	<i>CDS</i>	1878 bp
		1..3938
		120..1997

● Plasmid DNA purification

Date : 140728

Culture : LB (100 ug/ml Ampicillin) 5 ml -> at 37 deg C over night

Date : 140729

Purification : QIAGEN Miniprep kit -> dH₂O 100 ul

● Digestion by restriction enzyme/Concentration calibration

Date : 140729

DNA concentration (O.D.): 310 ng/ul

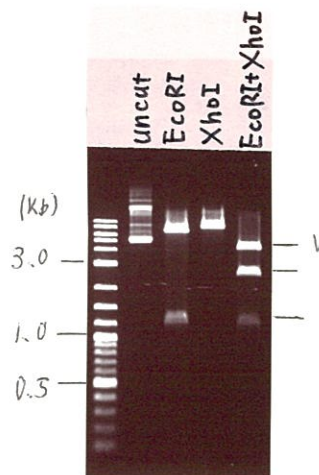
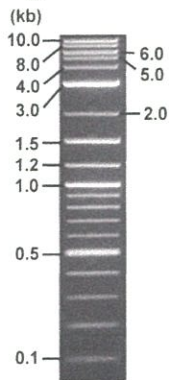
< Size of fragment expected from IRAK098M05 >

DNA	0.2	ul
Enzyme (EcoRI + XhoI)	0.5 + 0.5	ul
Buffer H		1 ul
dH ₂ O	7.8	ul
Total		10 ul

EcoRI	7007, 1313 bp
XhoI	8320 bp
EcoRI + XhoI	4339bp (Vector) 2668, 1313 bp

Electrophoresis : 1% agarose gel, 1x TAE Buffer

Marker : 2-Log DNA Ladder (NEB#N3200L)



● Adjust plasmid DNA solution to 25 ng/ul

Date : 140731

DNA (310 ng/ul)	85.0	ul
10x TE	105.4	ul
dH ₂ O	863.6	ul
Total	1054.0	ul

● Confirmation of the insertion sequence

Date : 140730

Primer A	Reverse2
Primer B	M13
Primer C	
List of Sequencing Primers	http://dna.brc.riken.jp/en/GNPclone3en.html

● Shipping

Conc. : 25 ng/ul, Volume : 40 ul

~~Conc. : 25 ng/ul, Volume : 40 ul~~

APPROVED BY :

<http://dna.brc.riken.jp/index.html>

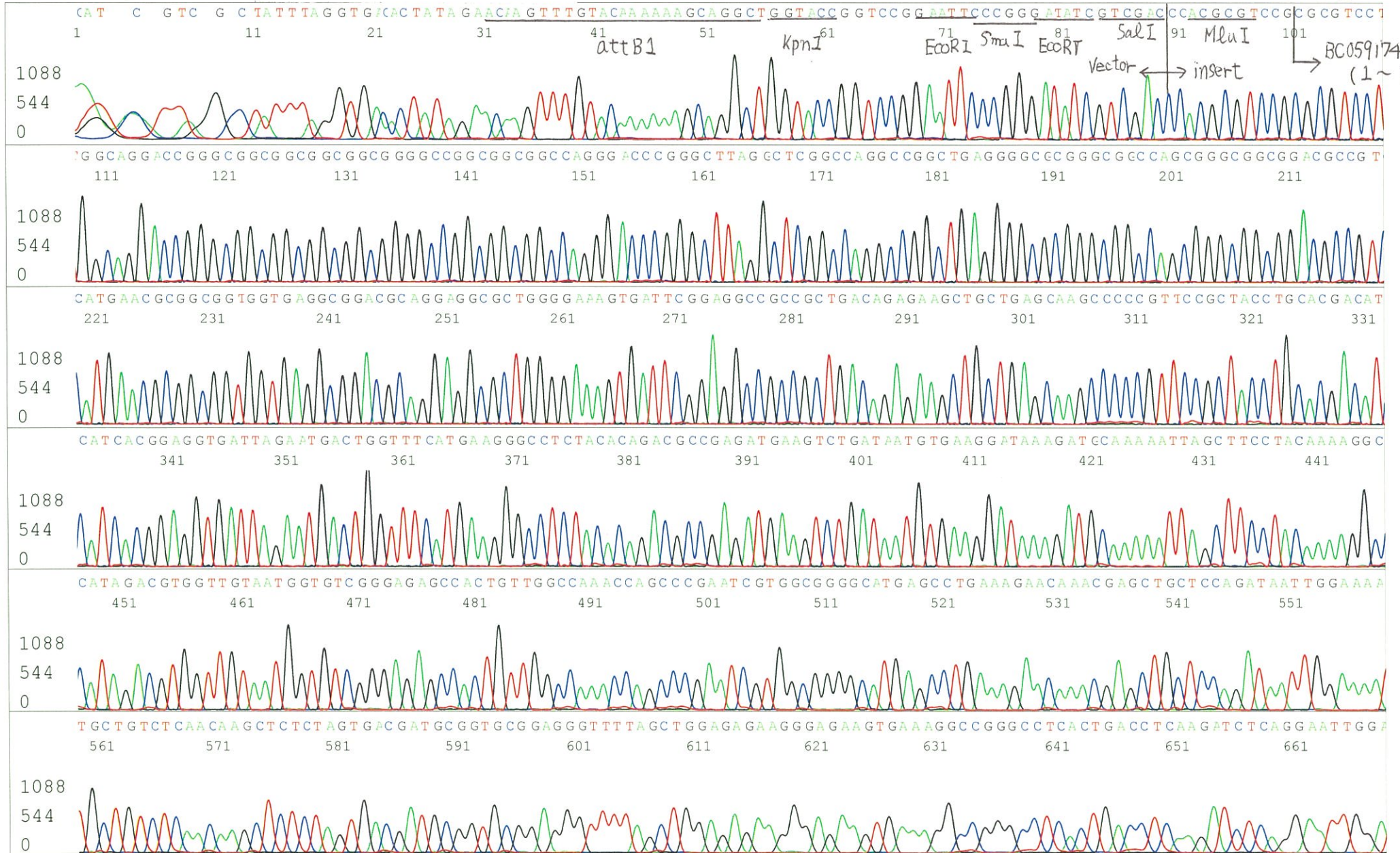


S/N G:1069 A:1143 T:630 C:1 Primer A : Reverse2

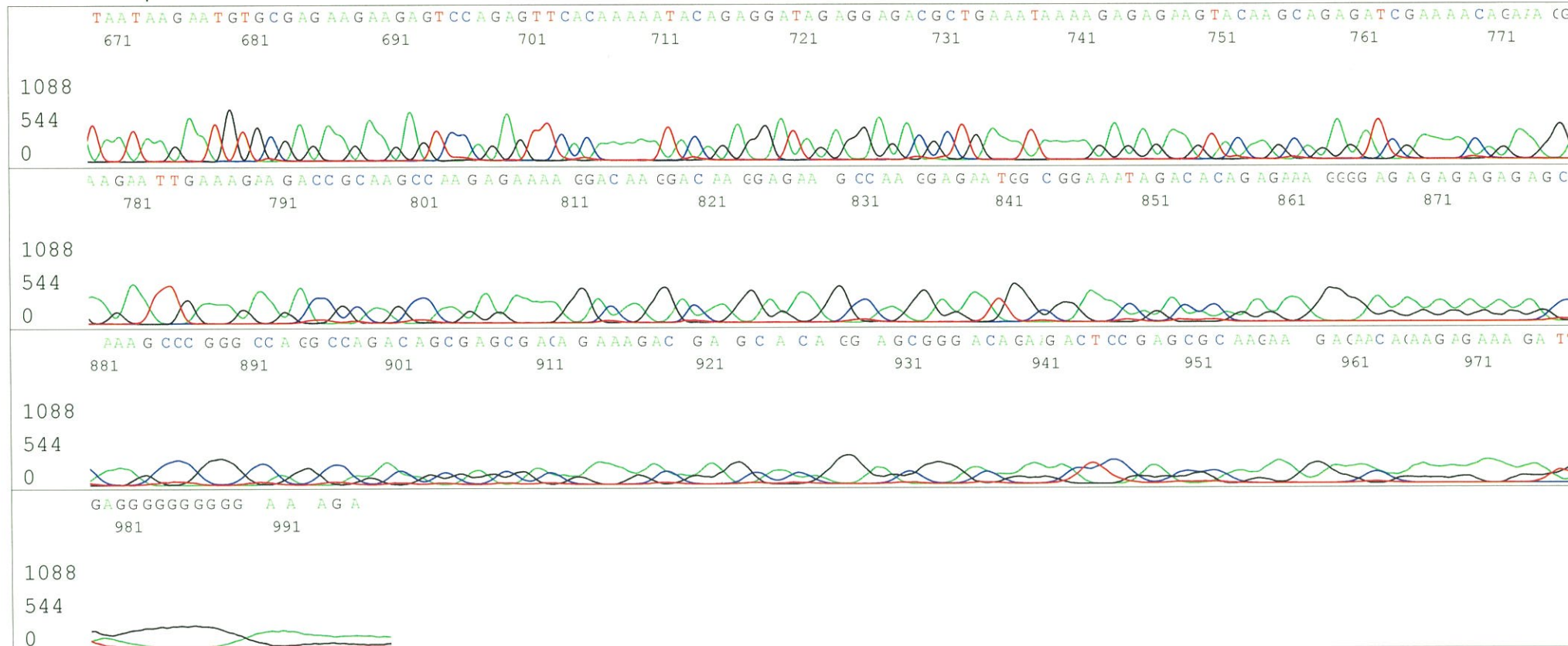
KB.bcp

KB 1.4.1.8 Cap:17

5' GCGGATAACAATTTTCACACAGG 3'



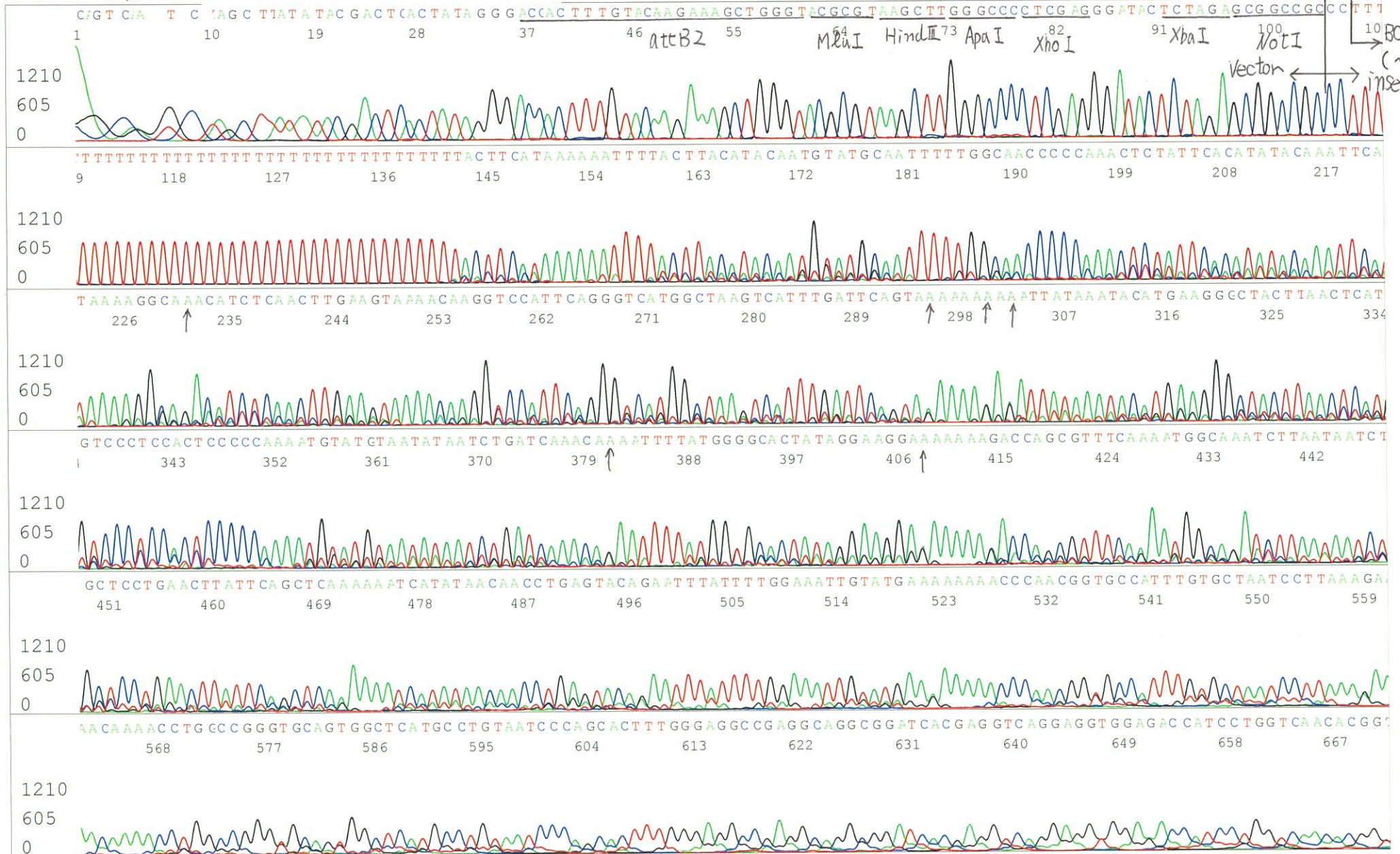
S/N G:1069 A:1143 T:630 C:1125
KB.bcp
KB 1.4.1.8 Cap:17



S/N G:401 A:746 T:602 C:f
KB.bcp
KB 1.4.1.8 Cap:20

Primer B : M13

5' GTTTTCCCAGTCACGACGTTGTA 3'



S/N G:401 A:746 T:602 C:581
KB.bcp
KB 1.4.1.8 Cap:20

