RIKEN_Clone_ID : IRAK047I05

Vector : pBluescriptR

Gene	COL1A1		
Accession No.	BC036531.2	4752 bp	1..4752
	CDS	4395 bp	117..4511

● Plasmid DNA purification

Date : 120509 Culture : LB (100 ug/ml Ampicillin) ~~5~~ 10 ml -> 37°C O/N

Date : 120510 Purification : QIAGEN Miniprep kit -> dH_2O 100 ul

● Digestion by restriction enzyme/Concentrarion calibration

Date : 120510

DNA concentration (O.D.): 158 ng/ul

DNA	0.5 ul
Enzyme (SacII + KpnI)	0.5 + 0.5 ul
Buffer L	1 ul
dH_2O	7.5 ul
Total	10 ul

Erectrophoresis : 1% agarose gel, 1x TAE Buffer

Marker : 2-Log DNA Ladder (NEB#N3200L)

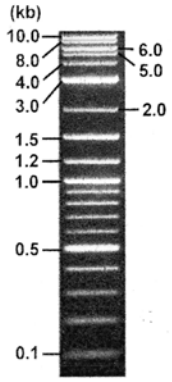

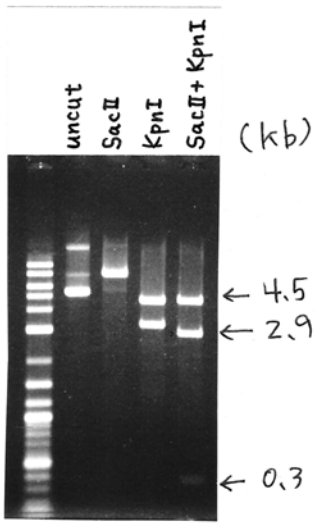

<Expected digestion pattern from BC036531.2 >

2862, 4540, 340 bp

● Adjust plasmid DNA solution to 25 ng/ul ～preparation for shipping～

Date : 120521 Shipped : 25 ng/ul, 40 ul

DNA (158 ng/ul)	84.0 ul
10x TE	53.1 ul
dH_2O	393.8 ul
Total	530.9 ul

Applied Biosystems

S/N G:570 A:314 T:281 C:426
KB.bcp
KB 1.4.1.8 Cap:1

IRAK047I05_T7_A07_01
IRAK047I05_T7
KB_3500_POP7_BDTv3.mob
Pts 1515 to 12516 Pk1 Loc:1492
Version 5.4 HiSQV Bases: 908

Inst Model/Name 3500/3500 Instrument
May 11,2002 09:27AM, JST
May 11,2002 09:54AM, JST
Spacing:10.97 Pts/Panel1350
Plate Name: 20120511_mix

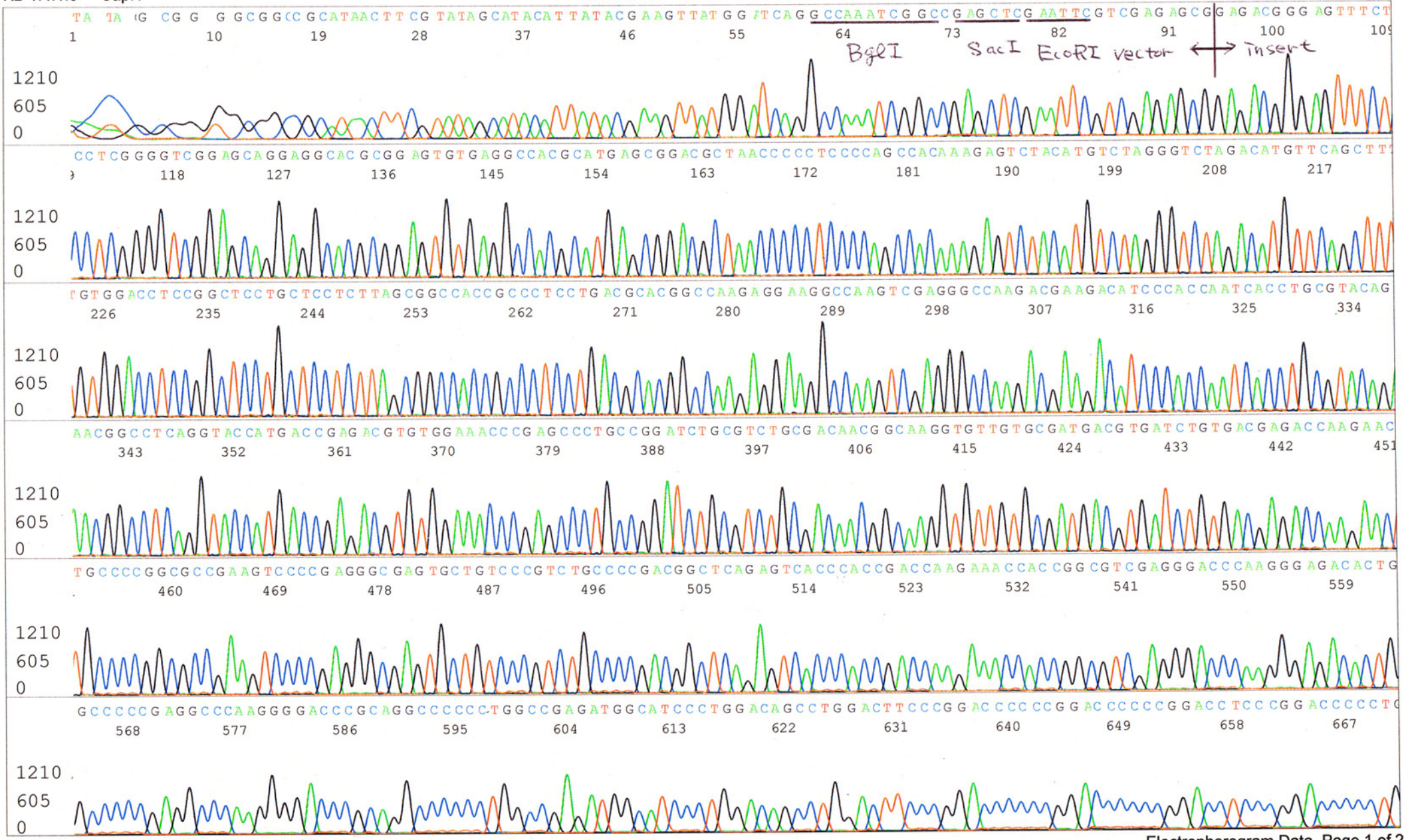

Applied Biosystems

S/N G:803 A:357 T:657 C:550
KB.bcp
KB 1.4.1.8 Cap:4

IRAK047I05_Reverse2_B07_04
IRAK047I05_Reverse2
KB_3500_POP7_BDTv3.mob
Pts 1440 to 12505 Pk1 Loc:1417
Version 5.4 HiSQV Bases: 934
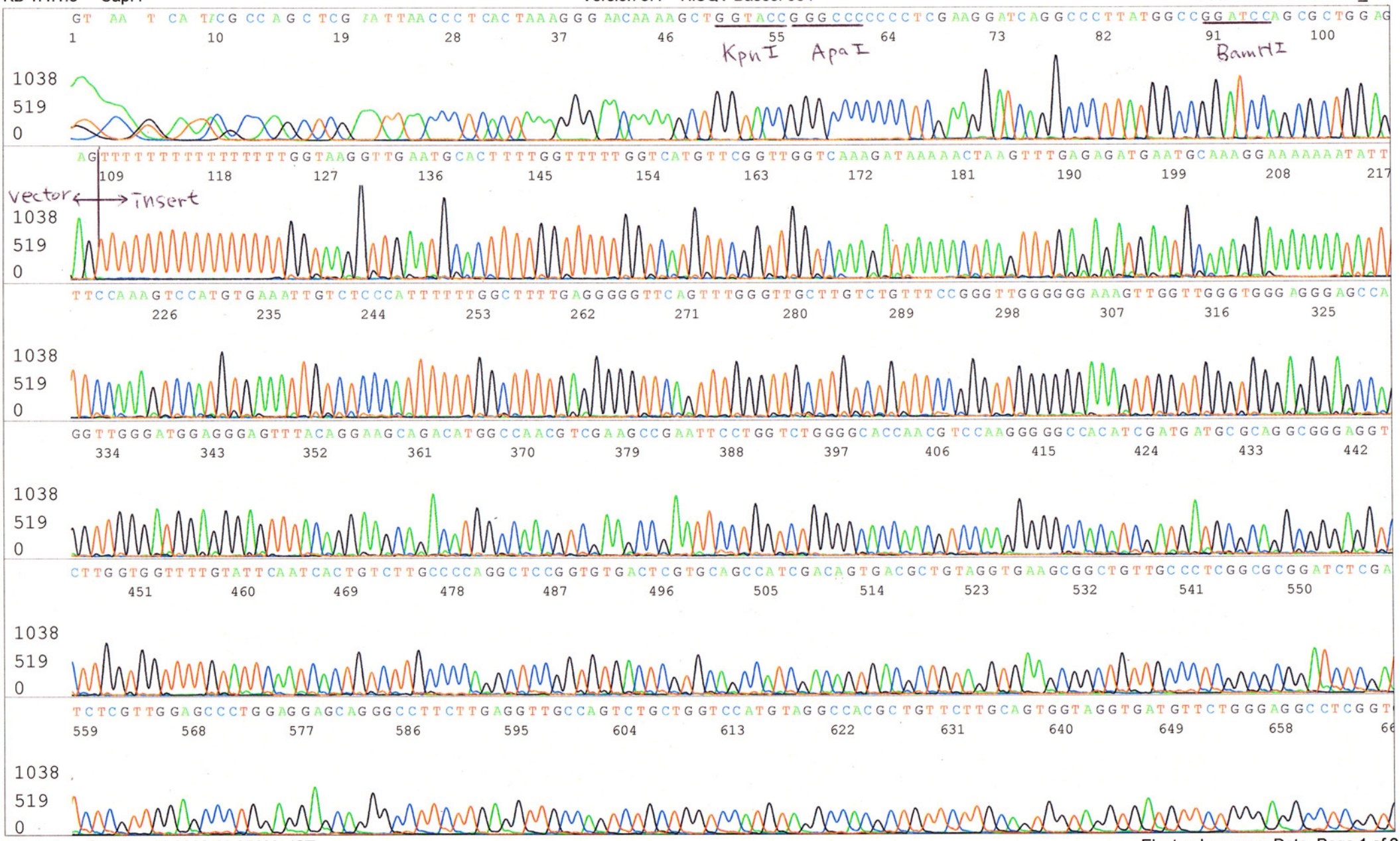
Inst Model/Name 3500/3500 Instrument
May 11,2002 09:27AM, JST
May 11,2002 09:54AM, JST
Spacing:11.05 Pts/Panel1350
Plate Name: 20120511_mix