Genome Network Project_Full -Length cDNA clone Gene Engineering DivisionRIKEN BioResource Center

RIKEN_Clone_ID : IRAK004G08

Lot#: 7893_A6H8

Vector : pCMV-SPORT6

Gene	WDR68	
Accession No.	BC001264.1	1368 bp
	CDS	1029 bp

● Plasmid DNA purification

Date : 160809

Date : 160810

Culture : LB (100 ug/ml Ampicillin) 5 ml -> at 37 deg C over night

Purification : QIAGEN Miniprep kit -> dH_2O 100 ul

● Digestion by restriction enzyme/Concentrarion calibration

Date : 160816

DNA concentration (O.D.): 222 ng/ul

DNA	0.4 ul
Enzyme (EcoRI + XhoI)	0.5 + 0.5 ul
Buffer H	1 ul
dH_2O	7.6 ul
Total	10 ul

< Size of fragment expected from this clone >

EcoRI	5.7 kb	
XhoI	5.7 kb	
EcoRI + XhoI	4.3kb (Vector)	1.4 kb

Erectrophoresis : 1% agarose gel, 1x TAE Buffer

Marker : 2-Log DNA Ladder (NEB#N3200L)

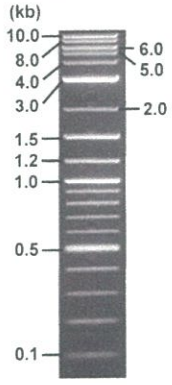

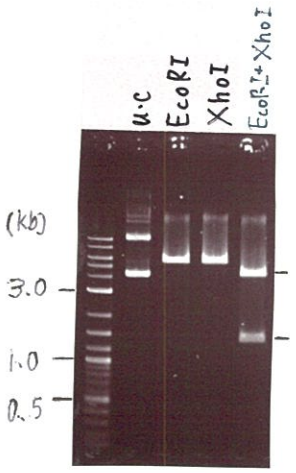

● Adjust plasmid DNA solution to 25 ng/ul

Date : 160818

DNA (222 ng/ul)	80.0 ul
10x TE	71.0 ul
dH_2O	559.4 ul
Total	710.4 ul

● Confirmation of the insertion sequence

Date : 160817

Primer A	Reverse2
Primer B	M13
Primer C	-
List of Sequencing Primers	http://dna.brc.riken.jp/en/GNPclone3en.html

● Shipping

☑ Conc. : 25 ng/ μl, Volume : 40 μl

☐ ~~Conc. : ng/ μl, Volume : μl~~

APPROVED BY :

16.8.18

http://dna.brc.riken.jp/index.html

Applied Biosystems

S/N G:482 A:426 T:386 C:617
KB.bcp
KB 1.4.1.8 Cap:8

Primer A : Reverse2
5' GCGGATAACAATTTCACACAGG 3'

IRAK004G08_A6H8_Reverse2_C02_08_ABI24
IRAK004G08_A6H8_Reverse2
KB_3500_POP7_BDTv3.mob
Pts 1390 to 12736 Pk1 Loc:1367
Version 6.0 HiSQV Bases: 966

Inst Model/Name 3500/3500 Instrument
Aug 17,2016 02:53PM, JST
Aug 17,2016 03:19PM, JST
Spacing:11.33 Pts/Panel1350
Plate Name: 20160817_mix

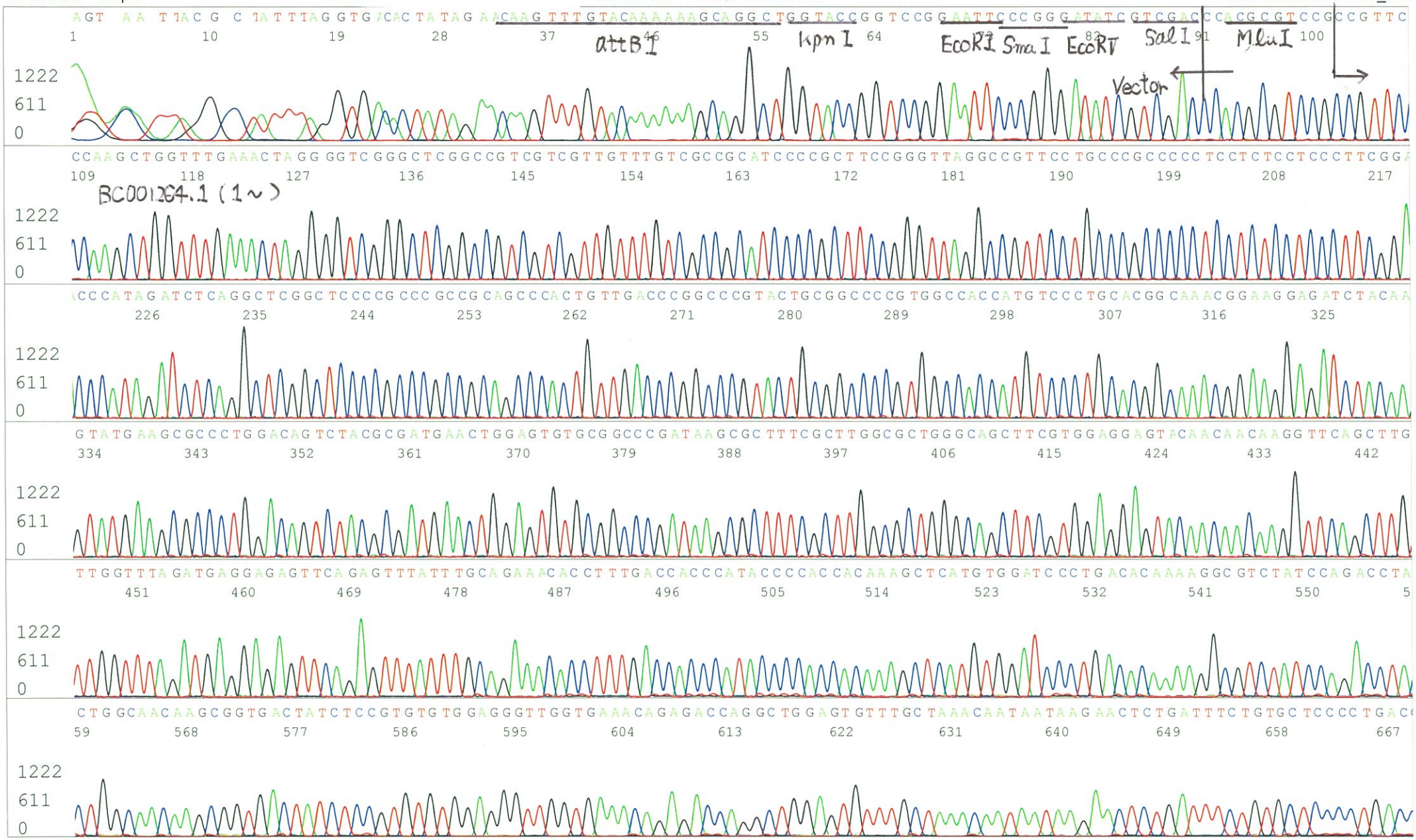

Applied Biosystems

S/N G:482 A:426 T:386 C:617
KB.bcp
KB 1.4.1.8 Cap:8

IRAK004G08_A6H8_Reverse2_C02_08_ABI24
IRAK004G08_A6H8_Reverse2
KB_3500_POP7_BDTv3.mob
Pts 1390 to 12736 Pk1 Loc:1367
Version 6.0 HiSQV Bases: 966

Inst Model/Name 3500/3500 Instrument
Aug 17,2016 02:53PM, JST
Aug 17,2016 03:19PM, JST
Spacing:11.33 Pts/Panel1350
Plate Name: 20160817_mix

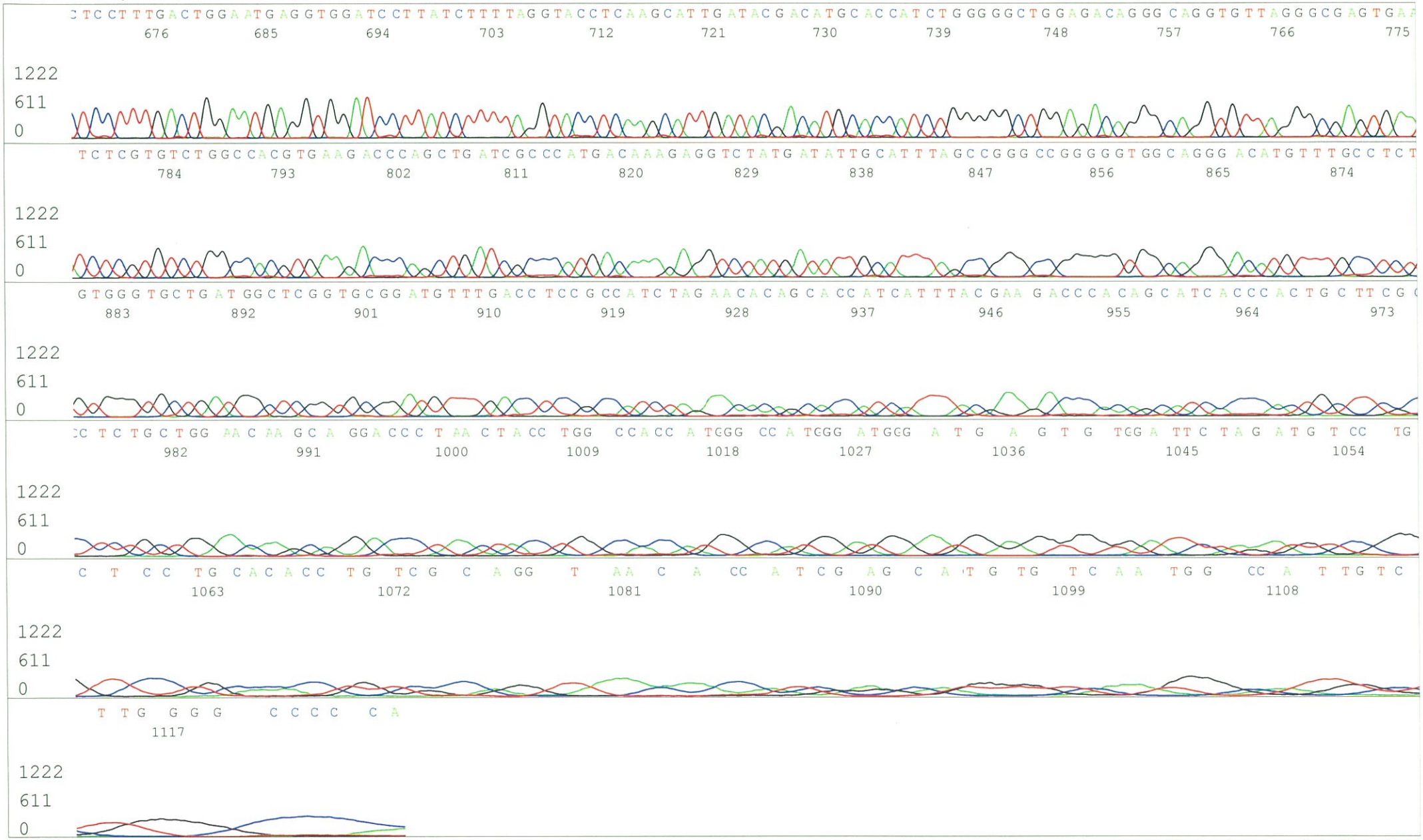

Applied Biosystems

S/N G:488 A:512 T:445 C:619
KB.bcp
KB 1.4.1.8 Cap:11

Primer B : M13
5' GTTTTCCCAGTCACGACGTTGTA 3'

IRAK004G08_A6H8_M13(-40)_D02_11_ABI24
IRAK004G08_A6H8_M13(-40)
KB_3500_POP7_BDTv3.mob
Pts 1389 to 12617 Pk1 Loc:1366
Version 6.0 HiSQV Bases: 964

Inst Model/Name 3500/3500 Instrument
Aug 17,2016 02:53PM, JST
Aug 17,2016 03:19PM, JST
Spacing:11.25 Pts/Panel1350
Plate Name: 20160817_mix

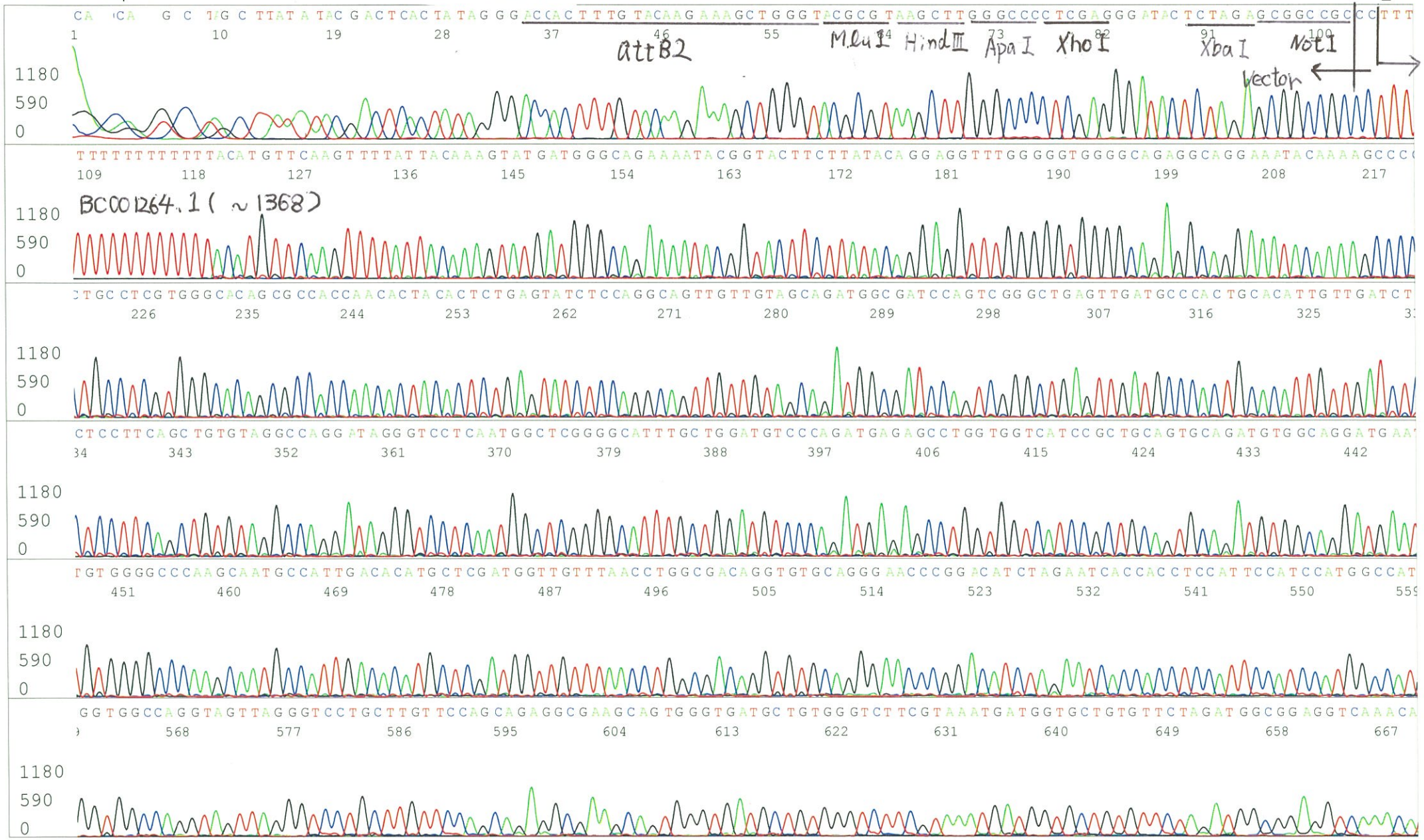

Applied Biosystems

S/N G:488 A:512 T:445 C:619
KB.bcp
KB 1.4.1.8 Cap:11

IRAK004G08_A6H8_M13(-40)_D02_11_ABI24
IRAK004G08_A6H8_M13(-40)
KB_3500_POP7_BDTv3.mob
Pts 1389 to 12617 Pk1 Loc:1366
Version 6.0 HiSQV Bases: 964
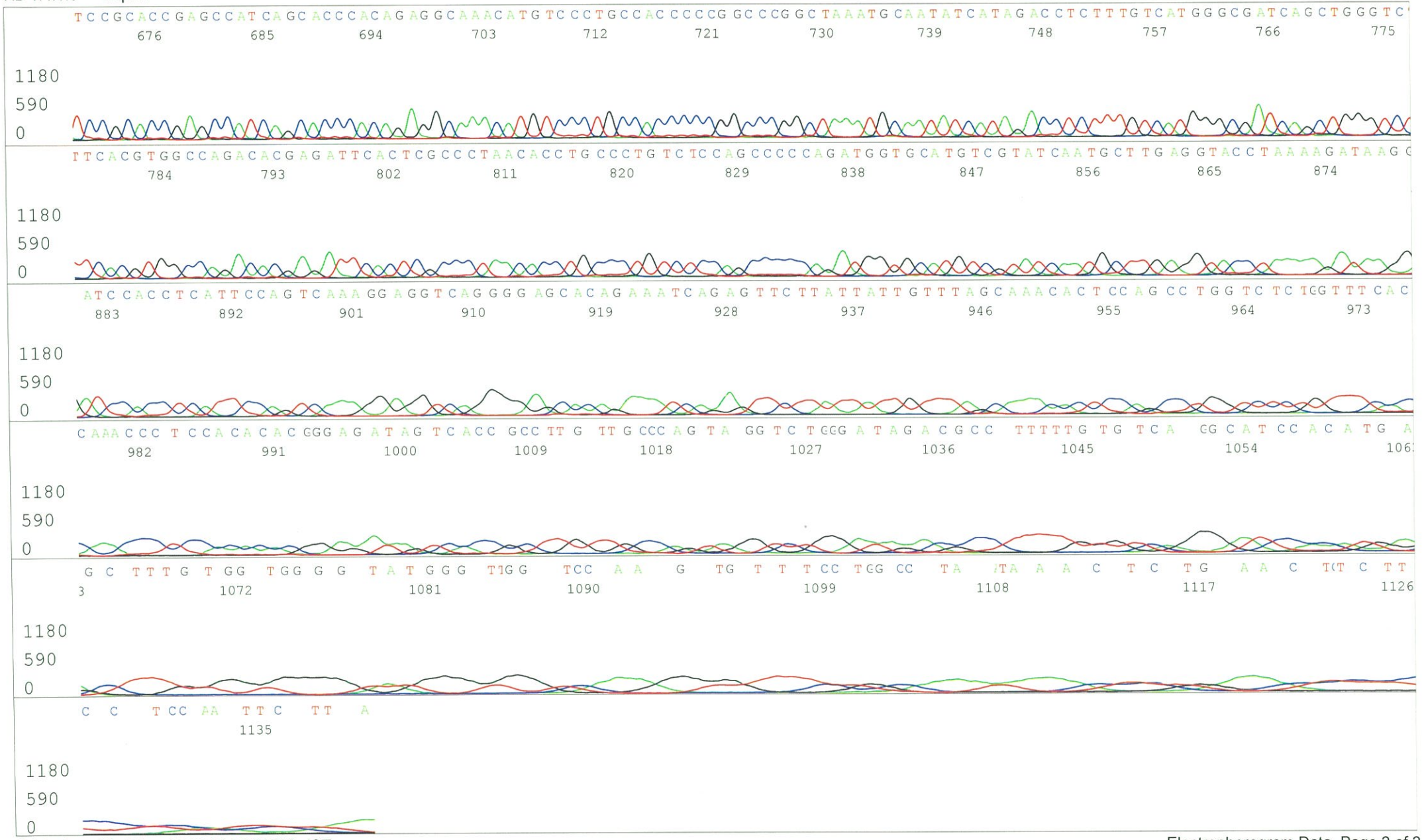
Inst Model/Name 3500/3500 Instrument
Aug 17,2016 02:53PM, JST
Aug 17,2016 03:19PM, JST
Spacing:11.25 Pts/Panel1350
Plate Name: 20160817_mix